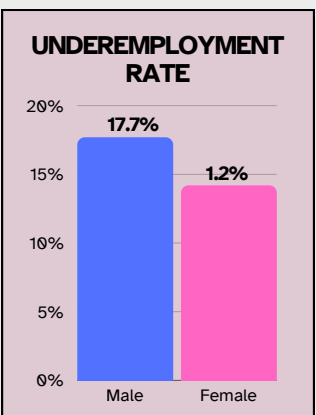
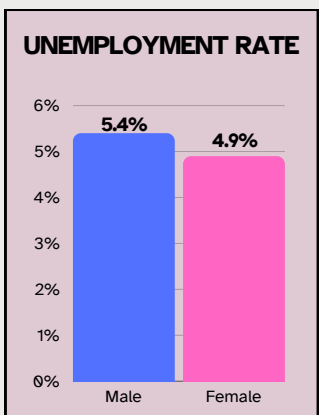
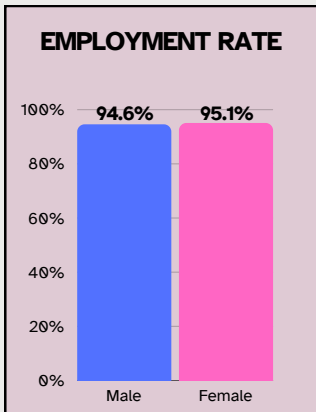
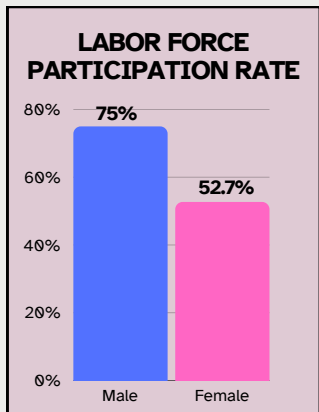
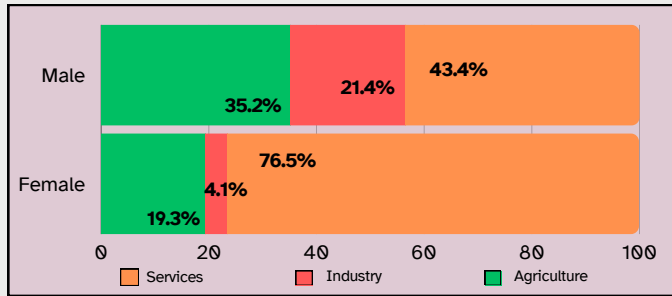


## WOMEN AND MEN 2022<sup>P</sup>

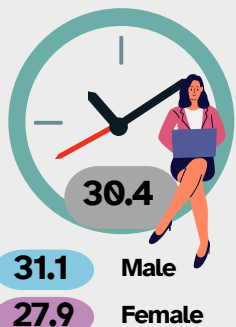
### Percent Distribution of Population 15 years old and over by Employment Status and by Sex



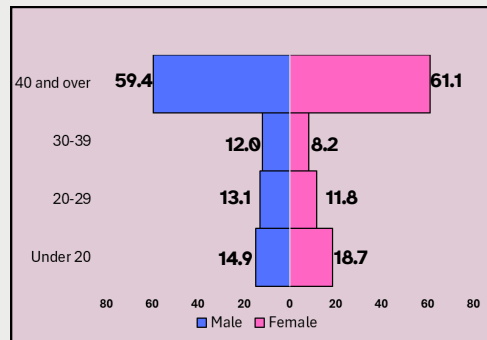
### Percent Distribution of Employed Persons by Sex and Major Industry Group



### Mean Hours Work in a Week




### Mean Hours Work in a Week by Age Group




### Percent Distribution of Employed Persons by Sex and Major Occupation Group

MAJOR OCCUPATION GROUP	Male (%)	Female (%)
Managers	3.2%	4.8%
Professionals	2.1%	8.5%
Technicians and associate professionals	2.3%	3.4%
Clerical support workers	4.5%	9.8%
Service and sales workers	13.3%	34.2%
Skilled agricultural, forestry, and fishing workers	16.6%	7.6%
Craft and related trades workers	7.6%	1.9%
Plant and machine operators	10.5%	0.2%
Elementary occupations	39.6%	29.6%
Armed forces occupations and special occupations	0.2%	0.0%

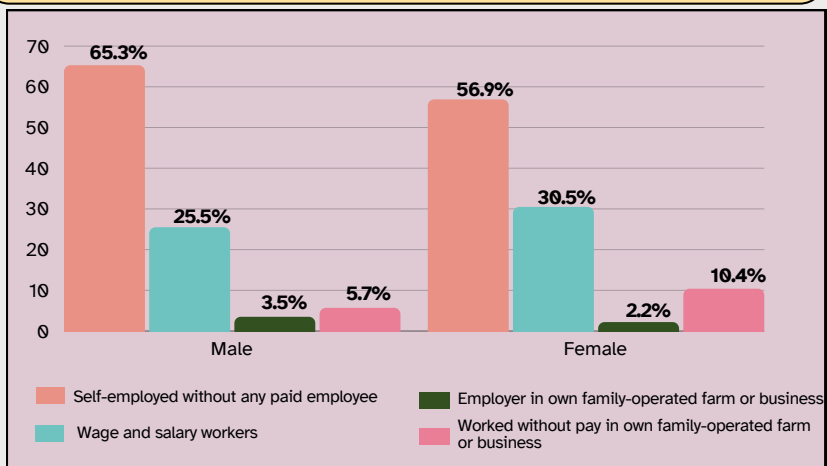
### Number of Overseas Contract Workers by Sex ('000)



### Number of Overseas Filipino Workers by Sex ('000)



### Percent Distribution of Employed Persons by Sex and by Class of Worker



**Overseas Filipino Worker (OFW)** - refer to Filipino migrant workers, people with Filipino citizenship who reside in another country for a limited period of employment.

**Overseas Contract Worker** - refers to OFWs with an active employment contract, while OFWs who are not OCWs are migrant workers currently without a contract who had one within a given period of time.

#### Notes:

- Details may not add up to totals due to rounding.
- P - Preliminary and may change.
- 0.0 - less than 0.05 percent.
- The estimates cover overseas Filipinos whose departure occurred within the last five years and who are working or hard worked abroad during the past six months (April to September) of the survey year.