

HEADLINE INFLATION RATE: ALL INCOME APRIL 2024

RESTAURANTS, ACCOMMODATION SERVICES DRIVE GUIMARAS' INFLATION TO SLOW AT 6.8%

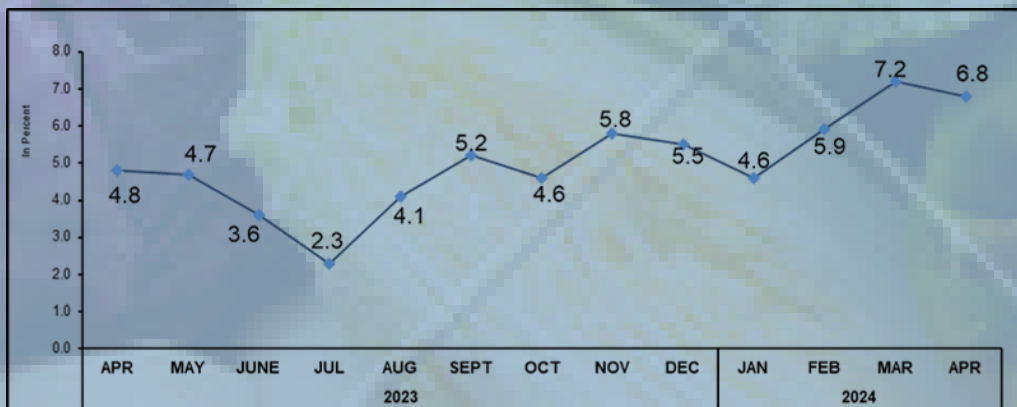
INFLATION
MAR 2024 **6.8** ↓

Consumer Price Index (CPI)

133.0 | **131.7**
MAR 2024 | APR 2024

A CPI of 131.7 indicates that a typical **Guimarasnon** household needs **1,317 pesos** in **April 2024** to purchase a basket of goods and services worth **1,000 pesos** in **2018**.

HEADLINE INFLATION RATE IN THE PROVINCE OF GUIMARAS, ALL ITEMS (2018=100)



Source: Philippine Statistics Authority, Retail Price Survey of Commodities for the Generation of Consumer Price Index

TOP 3 COMMODITIES WITH HIGHEST PERCENT CONTRIBUTION TO MAR INFLATION TREND

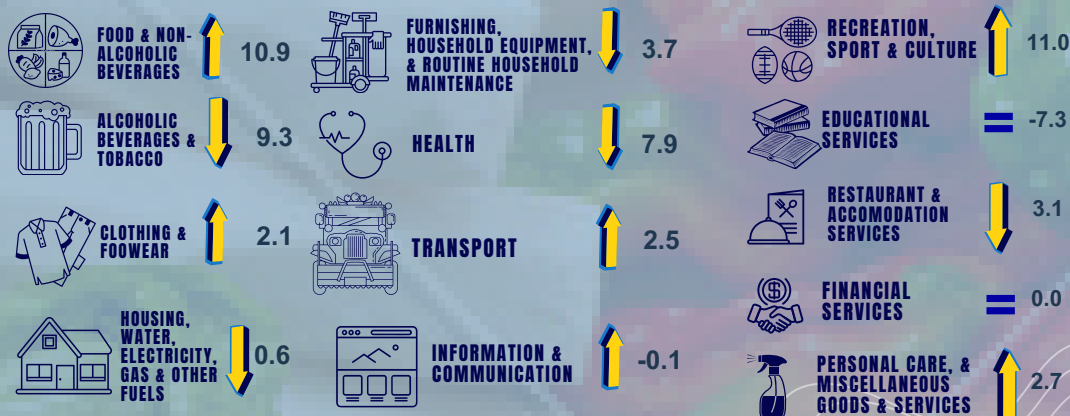


PURCHASING POWER OF THE PESO (PPP) 2018 = 100, MAR 2023 - MAR 2024

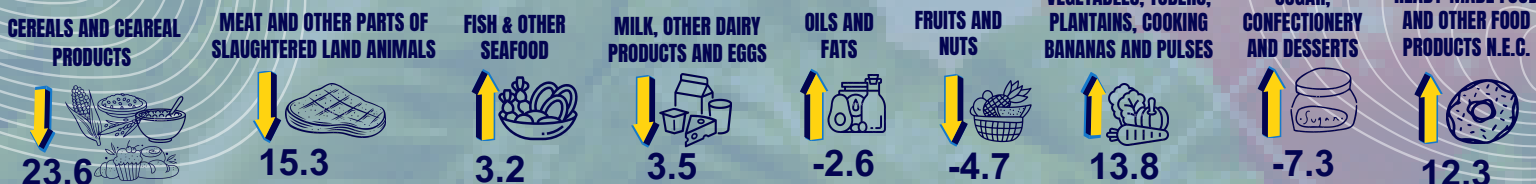
0.75 | **0.76**
MAR 2024 | APR 2024 ↓

This illustrates that the purchasing power of the peso **depreciated**, thereby interpreting that the **one peso** in **2018**, is now valued at **0.76 centavos**.

ANNUAL INFLATION RATE (%) BY MAJOR COMMODITY GROUP: APR 2024



ANNUAL FOOD INFLATION RATE (%): APR 2024



- INFLATION RATE IS THE RATE OF CHANGE OR THE YEAR-ON-YEAR CHANGE IN THE CONSUMERS' PRICE INDEX.
- THE CPI IS UTILIZED TO DETERMINE THE INFLATION RATE AND PPP FOR A SPECIFIC PERIOD.
- SYMBOLS ↑ ↓ = REPRESENT INFLATION MOVEMENTS FOR MARCH 2024 TO APRIL 2024.
- 2018 IS THE CURRENT BASE YEAR OF CONSUMERS' PRICE INDEX (CPI) COMPARISON IS SET TO 100. THE REBASING IS DONE AFTER 6 YEARS ON A PSA BOARD RESOLUTION NO. 01 SERIES OF 2017