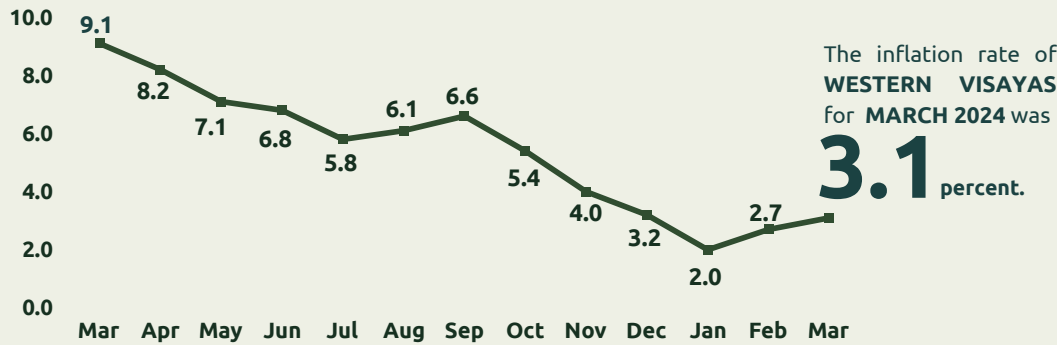
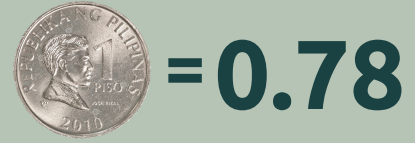


YEAR-ON-YEAR CHANGES OF THE CONSUMER PRICE INDEX IN PERCENT (2018=100) IN WESTERN VISAYAS: MARCH 2024



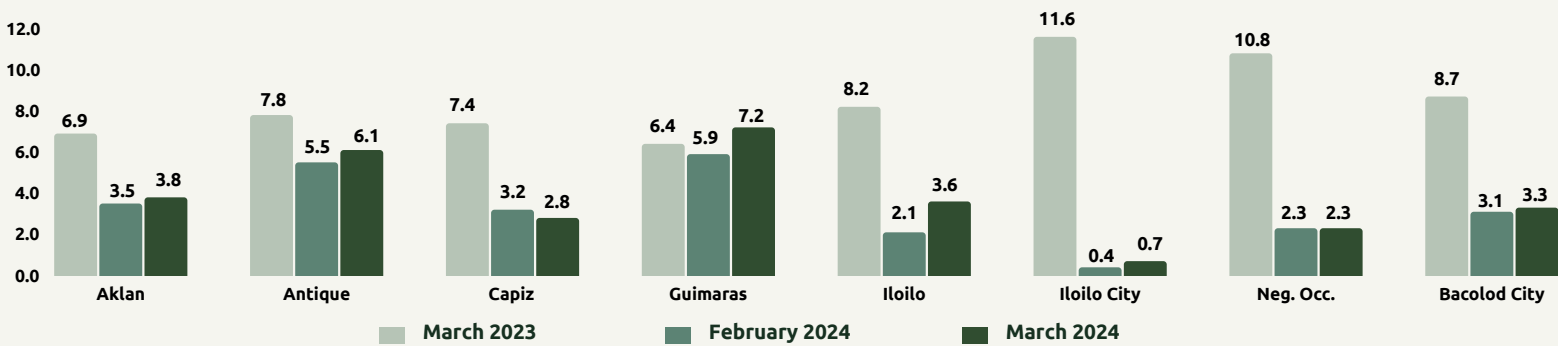
PURCHASING POWER OF PESO MARCH 2024



shows how much the peso in the base period is worth in the current period

"One peso in 2018 is worth 78 centavos in March 2024"

YEAR-ON-YEAR CHANGES OF THE CONSUMER PRICE INDEX IN PERCENT (2018=100) IN WESTERN VISAYAS BY PROVINCE AND HUCS: MARCH 2024



YEAR-ON-YEAR CHANGES OF THE CONSUMER PRICE INDEX IN PERCENT (2018=100) FOR ALL INCOME HOUSEHOLD BY COMMODITY GROUP IN WESTERN VISAYAS: MARCH 2024



FOOD AND NON-ALCOHOLIC
BEVERAGES
5.5



HEALTH
3.1



RESTAURANTS AND
ACCOMMODATION SERVICES
4.8



ALCOHOLIC BEVERAGES AND
TOBACCO
6.8



TRANSPORT
2.4



FINANCIAL SERVICES
-1.0



CLOTHING AND
FOOTWEAR
3.0



INFORMATION AND
COMMUNICATION
1.1



PERSONAL CARE, AND
MISCELLANEOUS GOODS AND
SERVICES
3.0



HOUSING, ELECTRICITY, WATER,
GAS AND OTHER FUELS
-3.2



RECREATION, SPORTS AND
CULTURE
4.3



FURNISHING, HOUSEHOLD
EQUIPMENT AND HOUSE
MAINTENANCE
2.9



EDUCATION SERVICES
7.8

HEADLINE INFLATION

measures changes in the cost of living based on movements in the prices of a specified basket of major commodities

CONSUMER PRICE INDEX

an indicator of the change in the average retail prices of a fixed basket of goods and services commonly purchased by households relative to a base year

