


# LIVESTOCK AND POULTRY INVENTORY IN WESTERN VISAYAS

AS OF 01 APRIL 2024

INF-202405-R06-27

## CARABAO



2024: 237,620

2023: 261,716


9.2% ↓

## CATTLE

2024: 227,506

2023: 244,723

7.0% ↓



## GOAT



2024: 376,312

2023: 482,221


22.0% ↓

## HOG

2024: 646,310

2023: 996,727

35.2% ↓



## CHICKEN

### Native/Improved

2024: 12,882,222

2023: 13,421,517

4.0% ↓

### Broiler

2024: 3,198,507

2023: 6,615,618

51.7% ↓

### Layer

2024: 1,525,190

2023: 1,261,394

20.9% ↑

2024: 17,605,919

2023: 21,298,529

17.3% ↓



## DUCK

2024: 1,044,177

2023: 1,153,766

9.5% ↓



**Broiler-** strains of foreign breeds of chicken, especially raised for meat purposes only.

**Layer-** foreign strain chicken regardless of age, raised mainly for egg production.

**Native/Improved Chicken-** a common backyard fowl that is a mixture of native breeds and foreign breeds which includes Banaba, Bolinao, Kabir, Bantam, Paraoakan, and Heritage Chicken.

**Poultry-** is a collective term for all domesticated avian for the purpose of food consumption, or the carcass of such avian are processed for human consumption.

**Livestock-** refers to farm animals kept or raised for consumption, work or leisure. For purposes of census and surveys, livestock covers only those that are tended and raised by an operator.

**Inventory-** the actual number of animals (in head/bird) present in the farm as of a specific reference date regardless of ownership.

