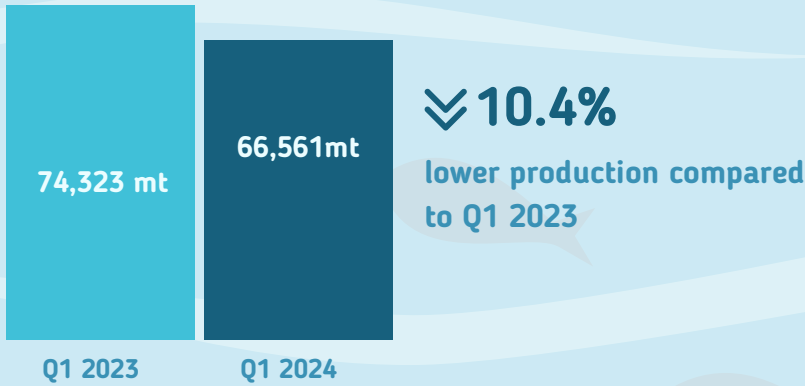



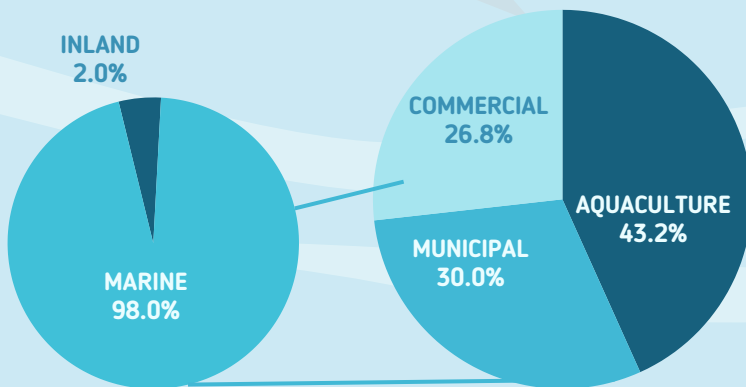
### Volume of Production, 1st Quarter 2023 and 2024



### Top 5 Fisheries Species, by Volume of Production, 1st Quarter 2024



### Volume of Production, by Subsector, 1st Quarter 2024



**Aquaculture** - covers operations involving all forms of raising and culturing fish and other fishery species in marine, brackish and freshwater under controlled conditions

**Commercial** - covers fishing operations that make use of boats of more than three gross tons

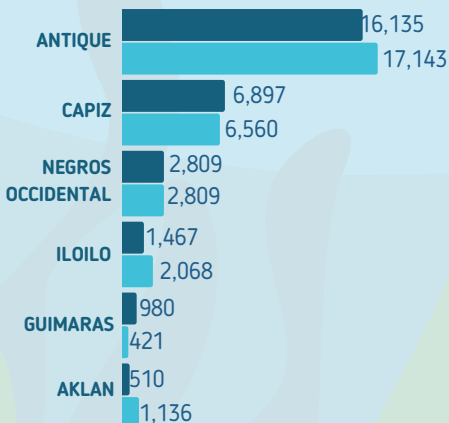
**Marine Municipal** - covers fishing operations carried out without the use of boat or the use of a boat of three (3) gross tons or less

**Inland Municipal** - catching of fish, crustaceans, mollusks and all other aquatic animals and plants in inland water like lakes, rivers, dams, marshes, etc.

### Volume of Production by Subsector and Province, 1st Quarter 2023 and 2024 (in metric tons)

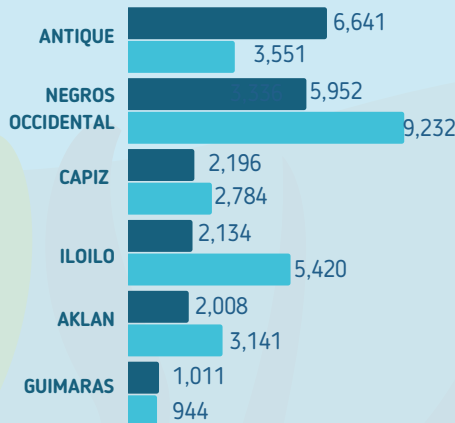
#### AQUACULTURE FISHERIES

4.4% Q1 2024: 28,798 mt  
Q1 2023: 30,137 mt



#### MUNICIPAL FISHERIES

20.5% Q1 2024: 19,942 mt  
Q1 2023: 25,072 mt



#### COMMERCIAL FISHERIES

6.8% Q1 2024: 17,822 mt  
Q1 2023: 19,115 mt

