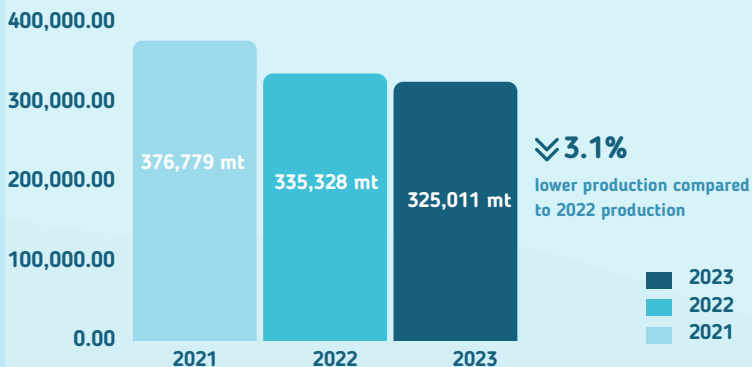
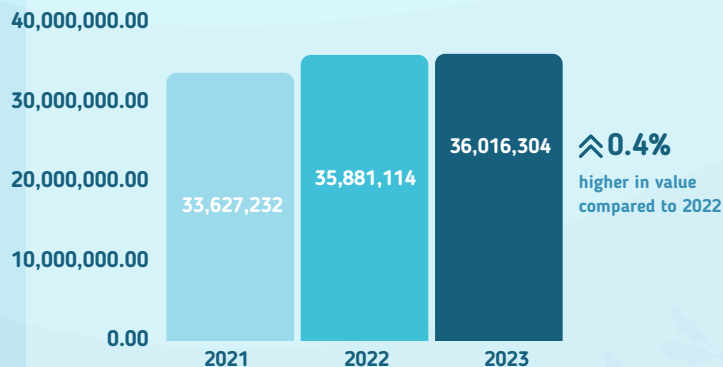


Regional Fisheries Volume of Production, 2022 to 2023



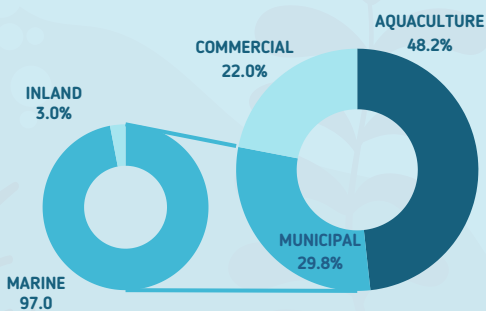
Regional Fisheries Annual Value of Production, in thousand pesos, 2023



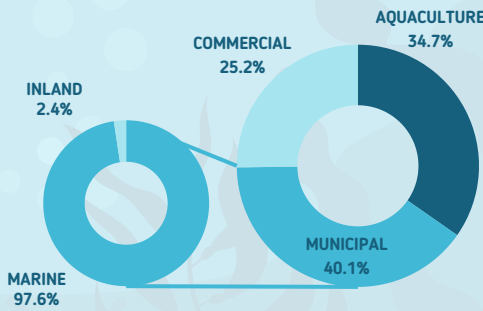
Top 5 Fisheries Species, by Volume of Production, 2023



Volume of Production, by Subsector, 2023



Value of Production, by Subsector, 2023



Aquaculture - covers operations involving all forms of raising and culturing fish and other fishery species in marine, brackish and freshwater under controlled conditions

Commercial - covers fishing operations that make use of boats of more than three gross tons

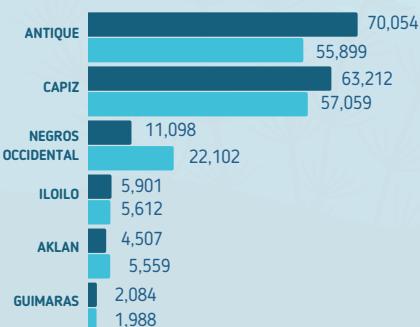
Marine Municipal - covers fishing operations carried out without the use of boat or the use of a boat of three (3) gross tons or less

Inland Municipal - catching of fish, crustaceans, mollusks and all other aquatic animals and plants in inland water like lakes, rivers, dams, marshes, etc.

Volume of Production, in mt, by Subsector and Province, 2022 to 2023

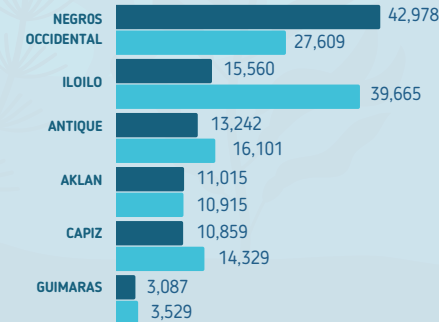
AQUACULTURE FISHERIES

⬆️ **5.8%** 2023: 156,855 mt
2022: 148,219 mt



MUNICIPAL FISHERIES

⬆️ **13.7%** 2023: 96,741 mt
2022: 112,148 mt



COMMERCIAL FISHERIES

⬆️ **4.7%** 2023: 71,415 mt
2022: 74,961 mt

