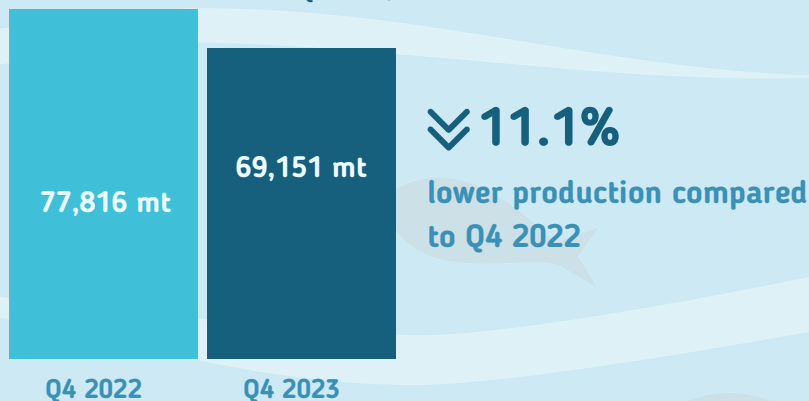



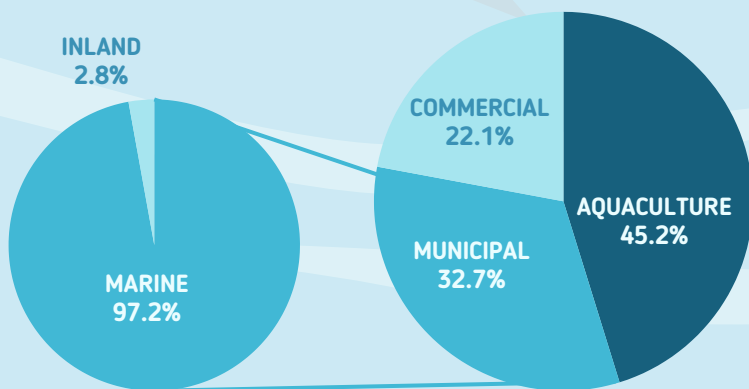
Volume of Production, 4th Quarter, 2022 to 2023



Top 5 Fisheries Species, by Volume of Production, 4th Quarter 2023



Volume of Production, by Subsector, 4th Quarter 2023



Aquaculture - covers operations involving all forms of raising and culturing fish and other fishery species in marine, brackish and freshwater under controlled conditions

Commercial - covers fishing operations that make use of boats of more than three gross tons

Marine Municipal - covers fishing operations carried out without the use of boat or the use of a boat of three (3) gross tons or less

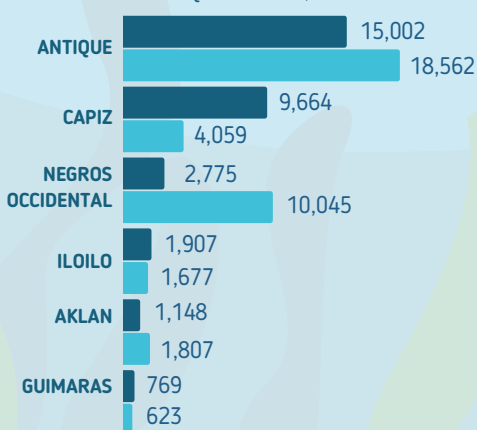
Inland Municipal - catching of fish, crustaceans, mollusks and all other aquatic animals and plants in inland water like lakes, rivers, dams, marshes, etc.

Volume of Production,

in mt, by Subsector and Province, 4th Quarter, 2022 to 2023

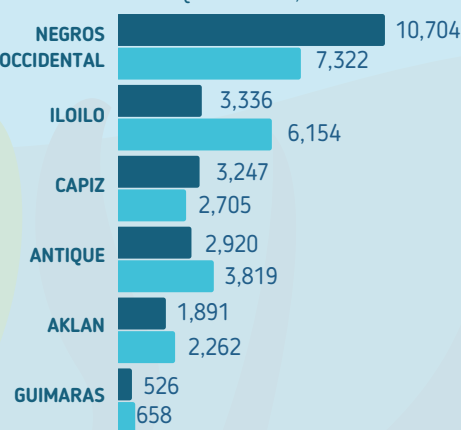
AQUACULTURE FISHERIES

15.0% Q4 2023: 31,264 mt
Q4 2022: 36,772 mt



MUNICIPAL FISHERIES

1.3% Q4 2023: 22,625 mt
Q4 2022: 22,920 mt



COMMERCIAL FISHERIES

15.8% Q4 2023: 15,262 mt
Q4 2022: 18,124 mt

