



PRICE INDICATORS IN WESTERN VISAYAS: 2023

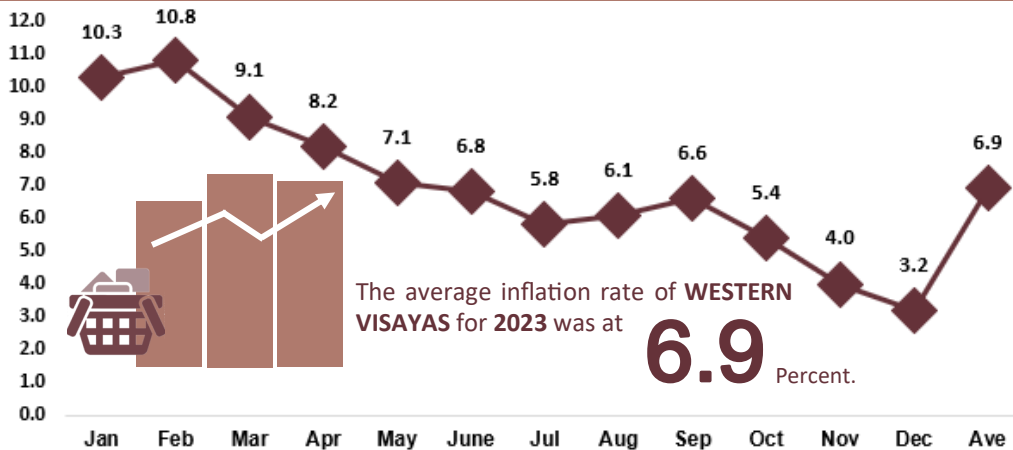


BAGONG PILIPINAS

Date of Release: 10 January 2024

INF-202401-RO6-03

YEAR-ON-YEAR CHANGES OF THE CONSUMER PRICE INDEX IN PERCENT (2018=100) IN WESTERN VISAYAS: 2022 - 2023



HEADLINE INFLATION

measures changes in the cost of living based on movements in the prices of a specified basket of major commodities

CONSUMER PRICE INDEX

An indicator of the change in the average retail prices of a fixed basket of goods and services commonly purchased by households relative to a base year.

PURCHASING POWER OF PESO

2023

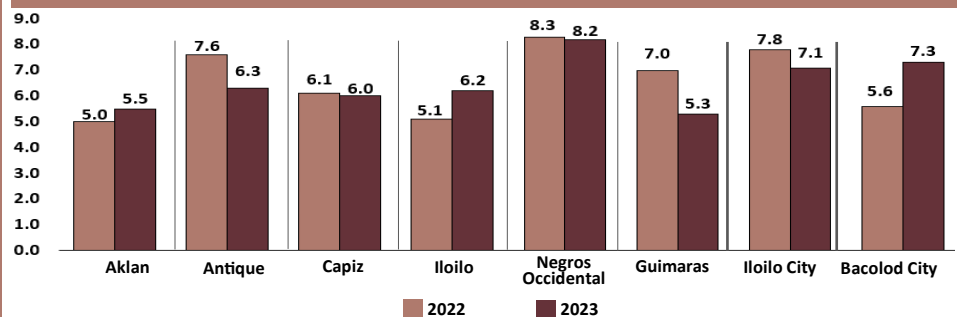


= 0.80

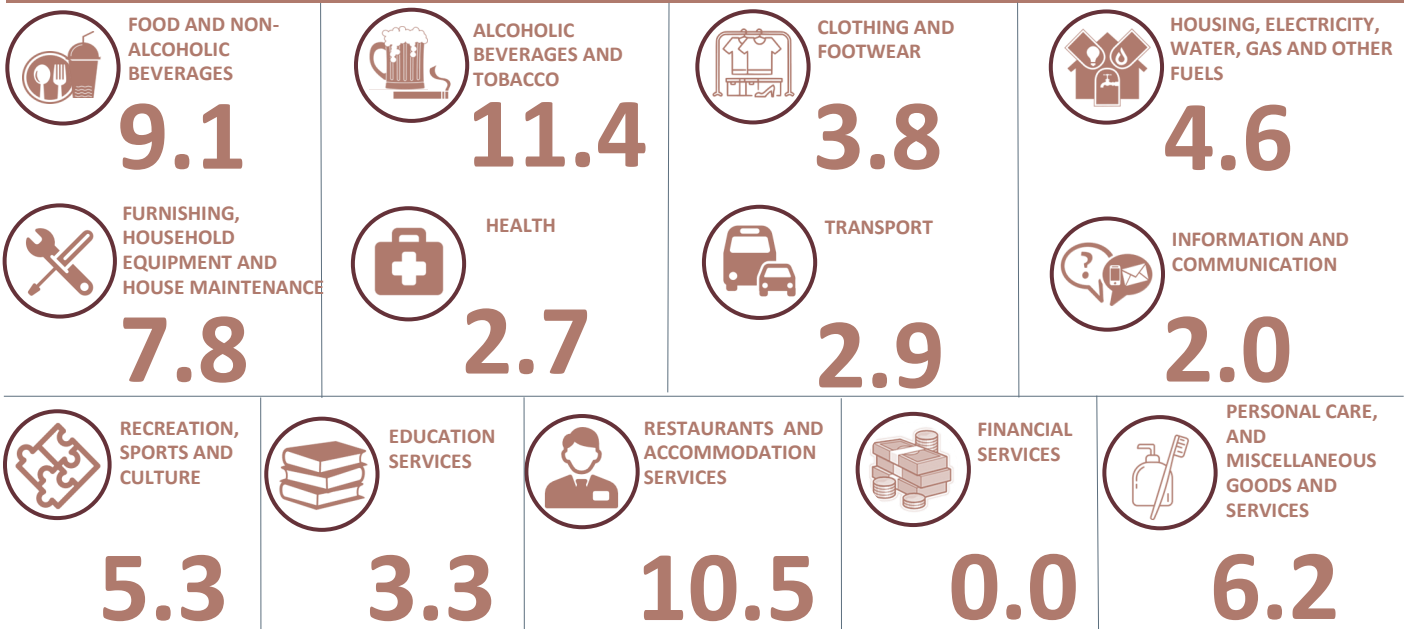
shows how much the peso in the base period is worth in the current period

"One peso in 2018 is worth 80 centavos in 2023"

YEAR-ON-YEAR CHANGES OF THE CONSUMER PRICE INDEX IN PERCENT (2018=100) IN WESTERN VISAYAS BY PROVINCE AND HUCs: 2022 - 2023



YEAR-ON-YEAR CHANGES OF THE CONSUMER PRICE INDEX IN PERCENT (2018=100) FOR ALL INCOME HOUSEHOLD BY COMMODITY GROUP IN WESTERN VISAYAS: 2022 - 2023



rss06@psa.gov.ph



[033] 335-0907
335-0316



Management System
ISO 9001:2015



www.tuv.com
ID 9108640991