

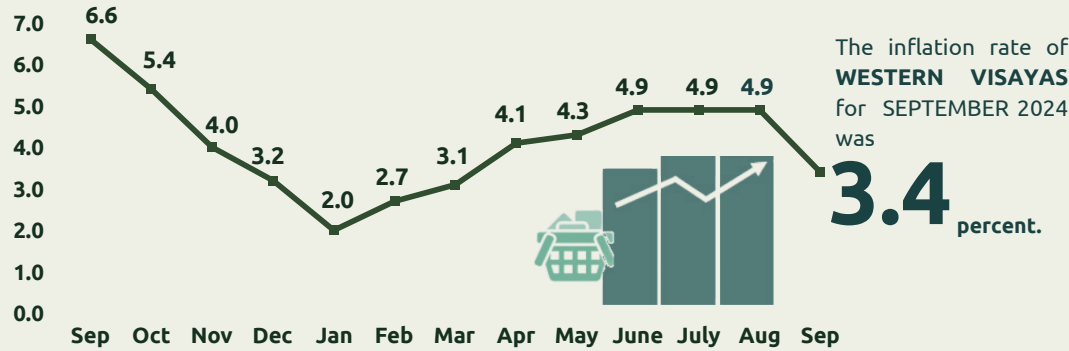
# PRICE INDICATORS IN WESTERN VISAYAS

SEPTEMBER 2024

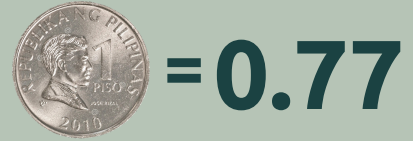
DATE OF RELEASE: OCTOBER 11, 2024

INF-202409-R06-40

YEAR-ON-YEAR CHANGES OF THE CONSUMER PRICE INDEX IN PERCENT (2018=100)  
IN WESTERN VISAYAS: SEPTEMBER 2024



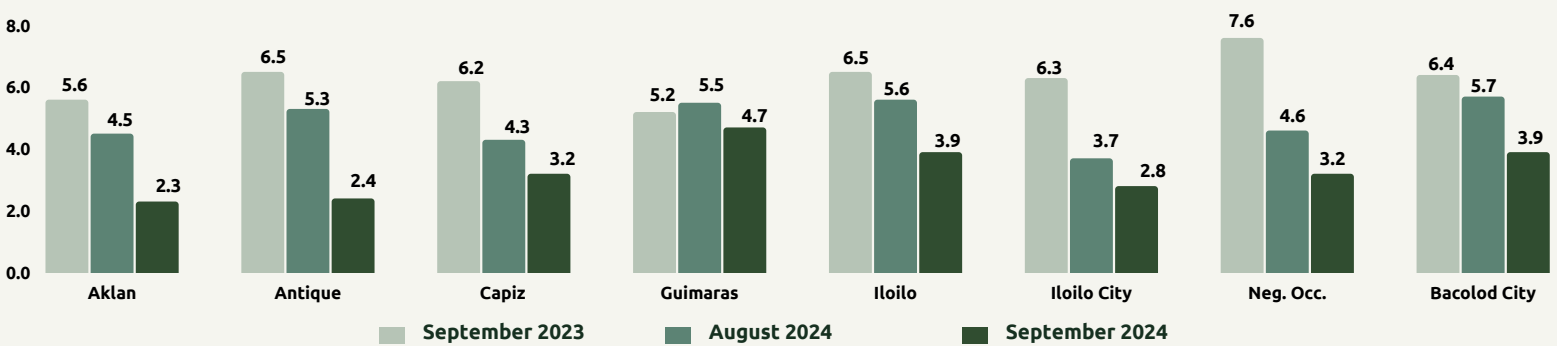
PURCHASING POWER OF PESO  
SEPTEMBER 2024



shows how much the peso in the base period is worth in the current period

*"One peso in 2018 is worth 77 centavos in September 2024"*

YEAR-ON-YEAR CHANGES OF THE CONSUMER PRICE INDEX IN PERCENT (2018=100) IN  
WESTERN VISAYAS BY PROVINCE AND HUCS: SEPTEMBER 2024



YEAR-ON-YEAR CHANGES OF THE CONSUMER PRICE INDEX IN PERCENT (2018=100)  
FOR ALL INCOME HOUSEHOLD BY COMMODITY GROUP IN WESTERN VISAYAS:  
SEPTEMBER 2024



FOOD AND NON-ALCOHOLIC BEVERAGES  
**3.3**



HEALTH  
**3.1**



RESTAURANTS AND ACCOMMODATION SERVICES  
**6.1**



ALCOHOLIC BEVERAGES AND TOBACCO  
**3.3**



TRANSPORT  
**-2.1**



FINANCIAL SERVICES  
**-1.0**



CLOTHING AND FOOTWEAR  
**3.8**



INFORMATION AND COMMUNICATION  
**0.9**



PERSONAL CARE, AND MISCELLANEOUS GOODS AND SERVICES  
**2.8**



HOUSING, ELECTRICITY, WATER, GAS AND OTHER FUELS  
**5.6**



RECREATION, SPORTS AND CULTURE  
**3.8**



FURNISHING, HOUSEHOLD EQUIPMENT AND HOUSE MAINTENANCE  
**2.5**



EDUCATION SERVICES  
**8.1**

**HEADLINE INFLATION**

measures changes in the cost of living based on movements in the prices of a specified basket of major commodities

**CONSUMER PRICE INDEX**

an indicator of the change in the average retail prices of a fixed basket of goods and services commonly purchased by households relative to a base year

