

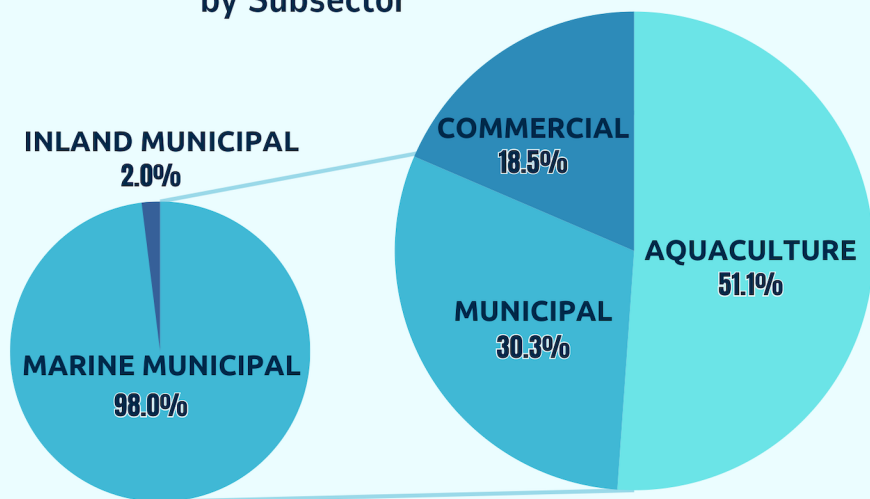
Western Visayas has a total fisheries production of **93,993** metric tons in the Second Quarter of 2023, **decreased by 0.27 percent** compared with 2022's Q2 total fisheries production.

### Regional Fisheries Production:

**0.27%** Q2 2023: 93,993 MT  
Q2 2022: 94,244 MT



### Volume of Production (in MT), by Subsector



### Top 5 Species, by Volume of Production



**1 MILKFISH**  
19,983 MT



**2 SEAWEED**  
19,913 MT



**3 FIMBRIATED SARDINES**  
3,538 MT



**4 BALI SARDINELLA**  
3,466 MT

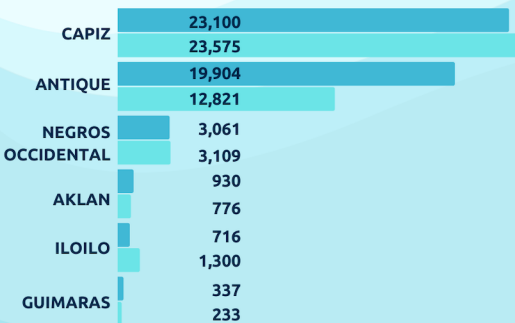


**5 ROUNDSCAD**  
3,081 MT

### Volume of Production (in MT), by Subsector & by Province

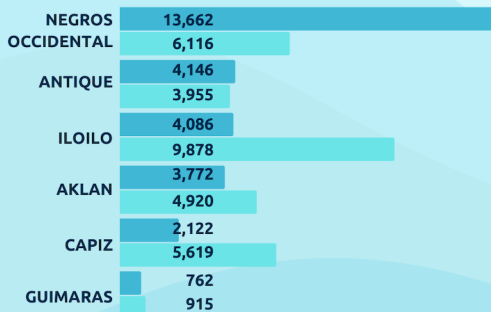
#### AQUACULTURE FISHERIES

**14.9%** Q2 2023: 48,048.65 MT  
Q2 2022: 41,813.67 MT



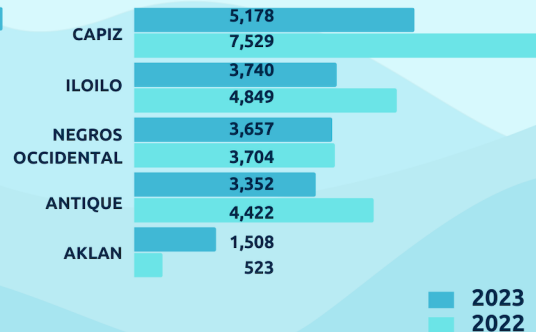
#### MUNICIPAL FISHERIES

**9.2%** Q2 2023: 28,509.94 MT  
Q2 2022: 34,404.48 MT



#### COMMERCIAL FISHERIES

**17.1%** Q2 2023: 17,434.31 MT  
Q2 2022: 21,026.31 MT



**Aquaculture** - covers operations involving all forms of raising and culturing fish and other fishery species in marine, brackish and freshwater under controlled conditions

**Commercial** - covers fishing operations that make use of boats of more than three gross tons

**Marine Municipal** - covers fishing operations carried out without the use of boat or the use of a boat of three (3) gross tons or less

**Inland Municipal** - catching of fish, crustaceans, mollusks and all other aquatic animals and plants in inland water like lakes, rivers, dams, marshes, etc.