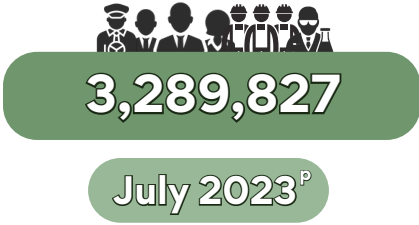
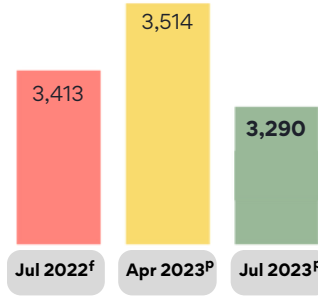


**Western Visayas' Employment Rate increased in July 2023 at 95.5 percent,** higher by 1.5 percentage points than the Employment Rate in July 2022.

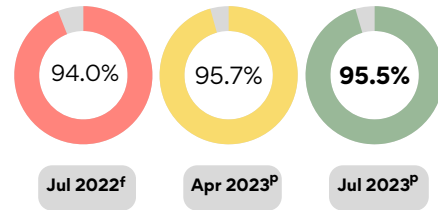
### Total Employed Population



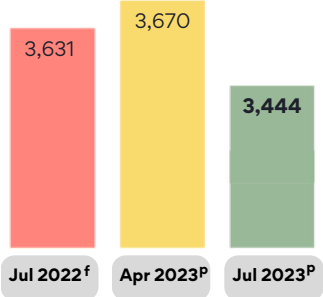
### Employed Persons ('000)



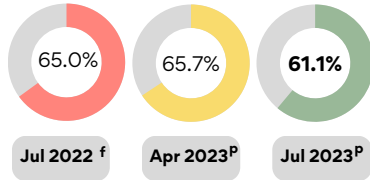
### Employment Rate



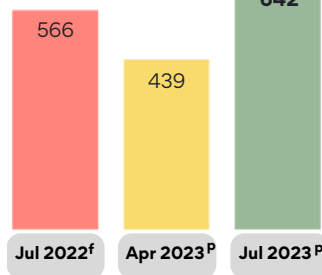
### Labor Force Population ('000)



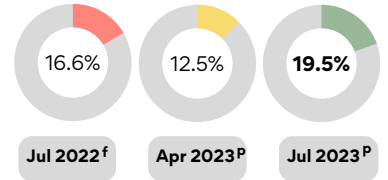
### Labor Force Participation Rate



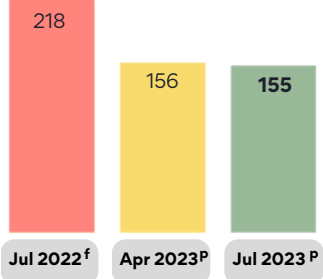
### Underemployed Persons ('000)



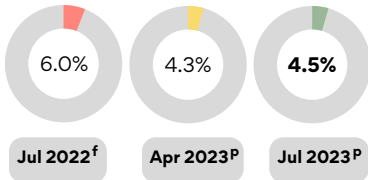
### Underemployment Rate



### Unemployed Persons ('000)



### Unemployment Rate



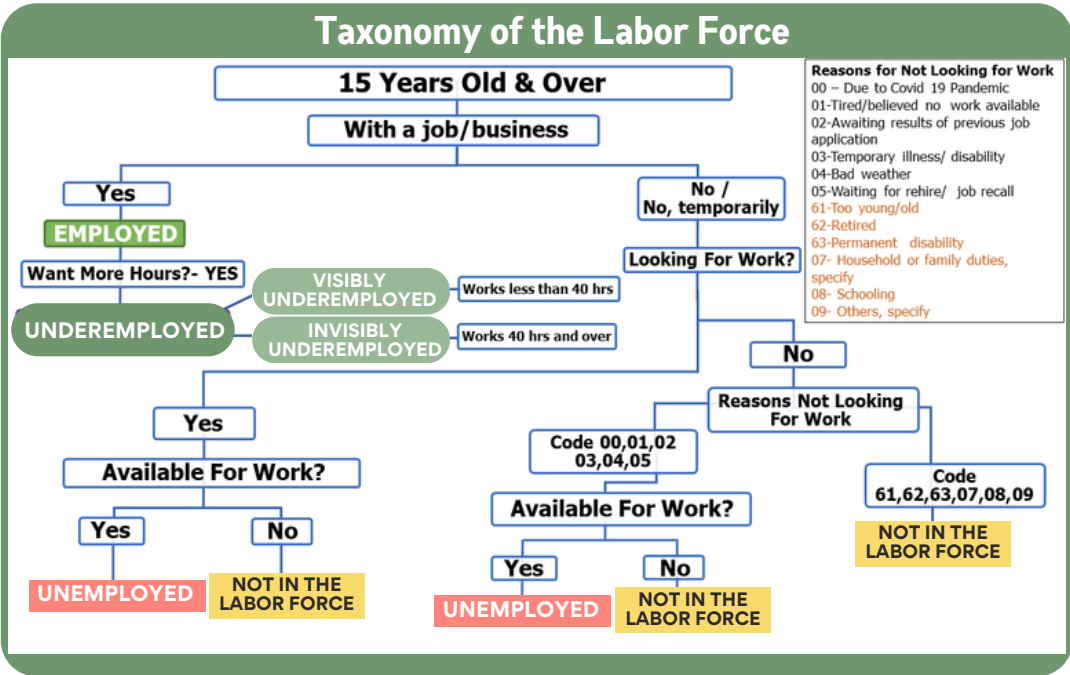
**Labor Force**- refers to the population 15 years old and over who contribute or seek to contribute to the production of goods and services as defined in the system of National Account production boundary. It comprises the employed and unemployed.

**Labor Force Participation Rate (LFPR)**- proportion of total labor force to the total household population 15 years and over.

**Employed**- refers to persons in the labor force who are reported either as at work or with a job or business although not at work. Persons at work are those who did some work, even for an hour during the reference period.

**Employment Rate**- proportion of employed persons to the total labor force.

### Taxonomy of the Labor Force



- Reasons for Not Looking for Work**
- 00 - Due to Covid 19 Pandemic
  - 01-Tired/believed no work available
  - 02-Awaiting results of previous job application
  - 03-Temporary illness/ disability
  - 04-Bad weather
  - 05-Waiting for rehire/ job recall
  - 06-Too young/old
  - 07-Retired
  - 08-Permanent disability
  - 09- Household or family duties, specify
  - 10- Schooling
  - 11- Others, specify

**Unemployed**- refers to persons in the labor force who are reported as:

- 1) without work;
- 2) currently available for work; and
- 3) seeking work or not seeking work due to the following reasons:
  - i) belief that no work is available, or
  - ii) awaiting results of previous job application, or
  - iii) because of temporary illness or disability, or
  - iv) bad weather, or
  - v) waiting for rehire or job recall.

**Unemployment Rate**- proportion of unemployed persons to the total labor force.

**Underemployed**- refers to employed persons who express the desire to have additional hours of work in their present job or an additional job, or have a new job with longer working hours.

**Underemployment Rate**- proportion of underemployed persons to total employed persons.

**Notes:** Details may not add up to totals due to rounding.

p - Preliminary.

f - Final.

All estimates used the 2015 POPCEN-based Population Projection.