

LIVESTOCK AND POULTRY STATISTICS


WESTERN VISAYAS, APRIL TO JUNE 2023



VOLUME OF PRODUCTION* AND YEAR-ON-YEAR GROWTH RATE




**CARABAO PRODUCTION
GREW BY 2.8%**
2023: 4,395.49
2022: 4,273.82



**CHICKEN PRODUCTION
GREW BY 5.0%**
2023: 32,215.12
2022: 30,688.96



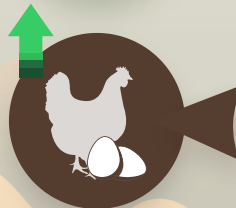
**CATTLE PRODUCTION
GREW BY 0.5%**
2023: 4,728.56
2022: 4,706.54



**DUCK PRODUCTION
DECLINED BY -0.04%**
2023: 643.30
2022: 643.54



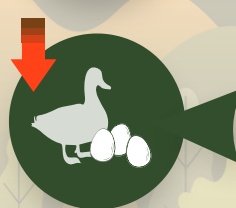
**GOAT PRODUCTION
GREW BY 10.8%**
2023: 1,681.35
2022: 1,517.02



**CHICKEN EGG PRODUCTION
GREW BY 4.5%**
2023: 9,708.72
2022: 9,291.59



**HOG PRODUCTION
DECLINED BY -14.3%**
2023: 42,025.72
2022: 49,059.00



**DUCK EGG PRODUCTION
DECLINED BY -3.8%**
2023: 980.32
2022: 1,019.31

INVENTORY AS OF 01 JULY 2023

	(IN THOUSAND HEADS)	YEAR-ON-YEAR GROWTH RATE		(IN MILLION BIRDS)	YEAR-ON-YEAR GROWTH RATE
CARABAO	256.33	-4.7%	CHICKEN	19.80	1.0%
CATTLE	241.71	-1.2%	NATIVE/IMPROVED	12.91	-1.5%
GOAT	434.83	-12.2%	BROILER	5.62	7.6%
SWINE	814.10	-30.1%	LAYER	1.28	-0.03%
			DUCK	1.13	-3.1%

Production (operational definition) is the number of tended/raised animals disposed for slaughter/dressing including animals shipped-out for slaughter/dressing (in "head/bird" and in "liveweight equivalent")

Note:
* volume of production is in metric tons, liveweight for all commodities, except chicken egg, and duck egg which is in metric tons

Livestock refers to farm animals kept or raised for consumption, work or leisure. For purposes of census and surveys, livestock covers only those that are tended and raised by an operator.

Poultry is a collective term for all domesticated avian for the purpose of food consumption, or the carcass of such avian are processed for human consumption.