

# FISHERIES PRODUCTION WESTERN VISAYAS

January - March 2023

Date of Release: 26 July 2023

INF-202307-RO6-21

## VOLUME OF PRODUCTION (in MT) and GROWTH RATES (January - March 2023)

### AQUACULTURE FISHERIES



2023: 30,137  
2022: 22,909

**31.6%**



### TOTAL FISHERIES

2023: 74,504  
2022: 72,054

**3.4%**



### MARINE MUNICIPAL FISHERIES



2023: 24,059  
2022: 33,926

**29.1%**



### COMMERCIAL FISHERIES



2023: 19,219  
2022: 14,034

**37.0%**



### INLAND MUNICIPAL FISHERIES



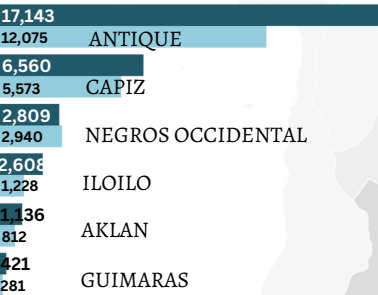
2023: 1,089  
2022: 1,186

**8.2%**

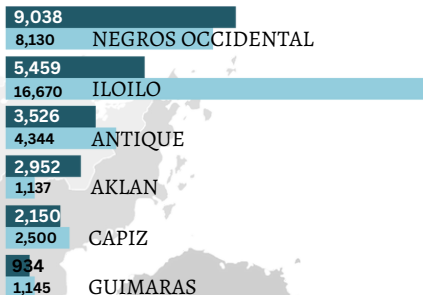


## VOLUME OF PRODUCTION BY SUBSECTOR AND BY PROVINCE, IN METRIC TONS

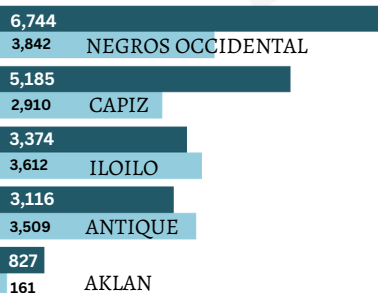
### AQUACULTURE FISHERIES



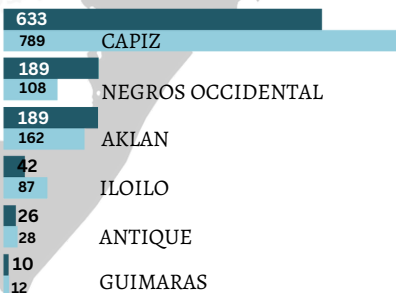
### MARINE FISHERIES



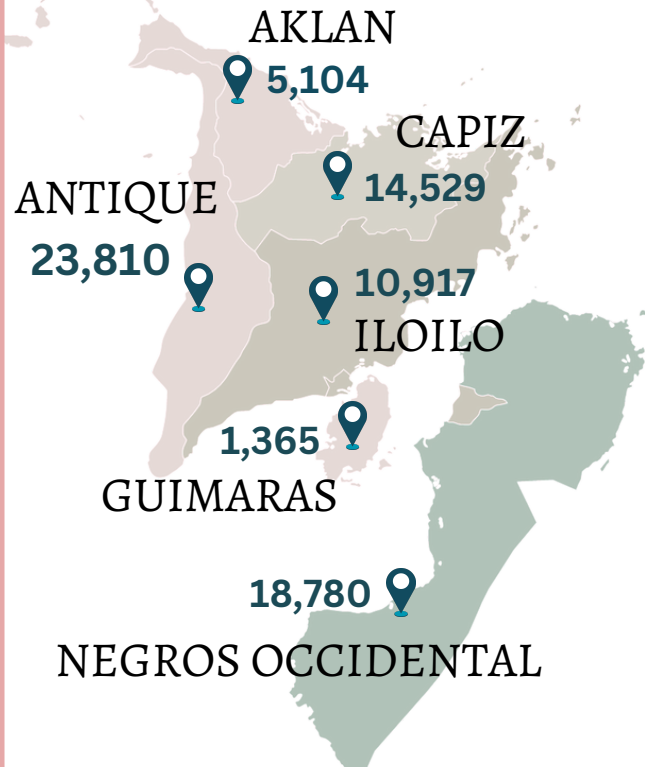
### COMMERCIAL FISHERIES



### INLAND FISHERIES



## TOTAL VOLUME OF PRODUCTION, BY PROVINCE, IN METRIC TONS



**Aquaculture** - covers operations involving all forms of raising and culturing fish and other fishery species in marine, brackish and freshwater under controlled conditions

**Commercial** - covers fishing operations that make use of boats of more than three gross tons

**Marine Municipal** - covers fishing operations carried out without the use of boat or the use of a boat of three (3) gross tons or less

**Inland Municipal** - catching of fish, crustaceans, mollusks and all other aquatic animals and plants in inland water like lakes, rivers, dams, marshes, etc.



rss006@psa.gov.ph



(033) 335-0316  
(033) 335-0907



Management System  
ISO 9001:2015  
www.tuv.com  
ID 9108640991  
NO 01 100 12475412

