

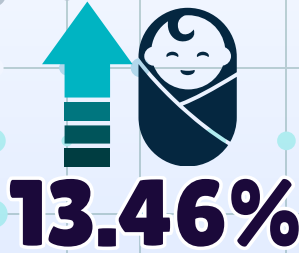


# 2022 BIRTH STATISTICS MUNICIPALITY OF DAO

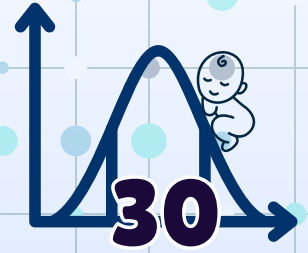
Registered Live Births by Usual Residence of Mother




Increased from 312 Registered Live Births in 2021



Monthly Average of Babies born by usual residence of mother



Nine out of ten births were delivered in a Health Facility


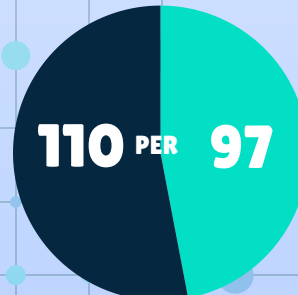


Nine out of ten births were medically attended by usual residence of mother

**MALE**

**SEX RATIO**

**FEMALE**



number of registered live births by age group and usual residence of mother

under 15 y.o.	<b>2</b>	25-29 y.o.	<b>102</b>	40-44 y.o.	<b>10</b>
15-19 y.o.	<b>35</b>	30-34 y.o.	<b>76</b>	45-49 y.o.	<b>4</b>
20-24 y.o.	<b>82</b>	35-39 y.o.	<b>43</b>	50 & over y.o.	<b>-</b>

Percentage of births registered per month

