


SPECIAL RELEASE

Negros Occidental's Livestock and Poultry Situation 1st Semester 2024

Date of Release: 06 January 2025
Reference No. SR-202501-0645-15



LIVESTOCK PRODUCTION

The total livestock production in Negros Occidental for 1st Semester 2024 as shown in Figure 1, Indicates a decrease of 22.63 percent from 38,074.53 metric tons in 2023 to 29,458.34 metric tons in 2024. The said decrease was contributed by a decline in production for Swine at 22.63 percent due to the effect of Hog Cholera and ASF in the province and Goat with 1.88 percent against last year 1st semester of 2023. Carabao and Cattle exhibited an increase at 11.25 percent, and 9.13 percent respectively.

Figure 1. Livestock Production (in mt) by Type in Negros Occidental 1st Semester 2023 and 2024

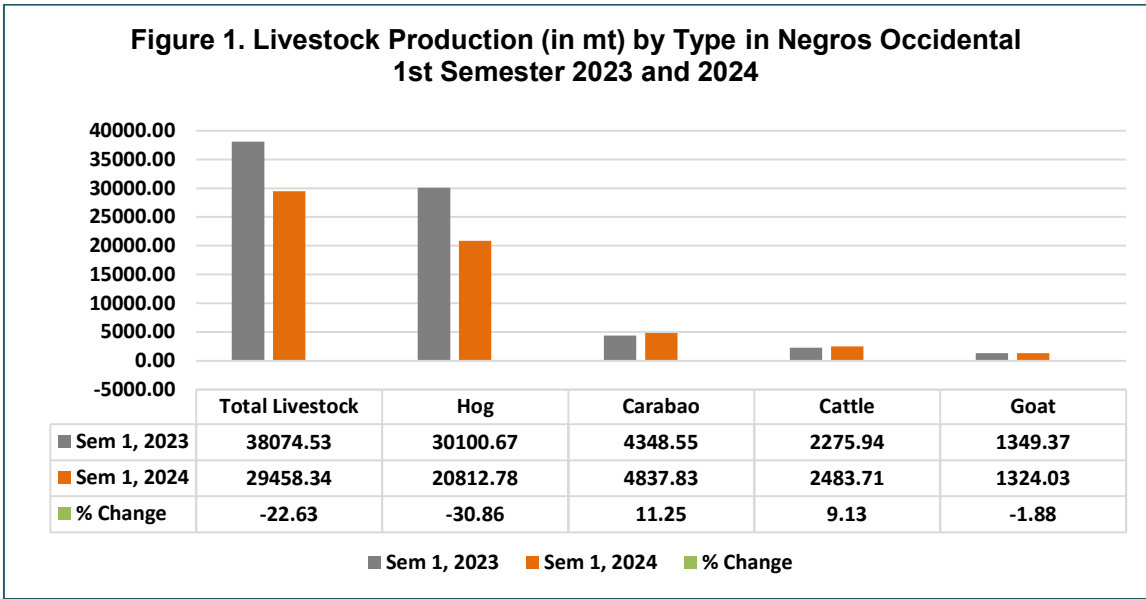
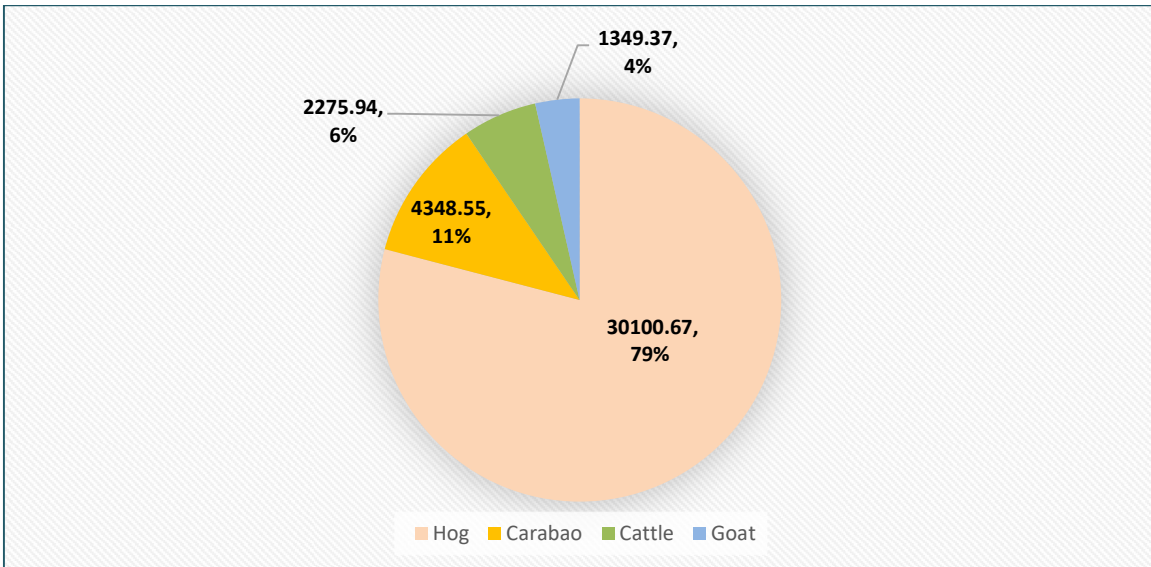


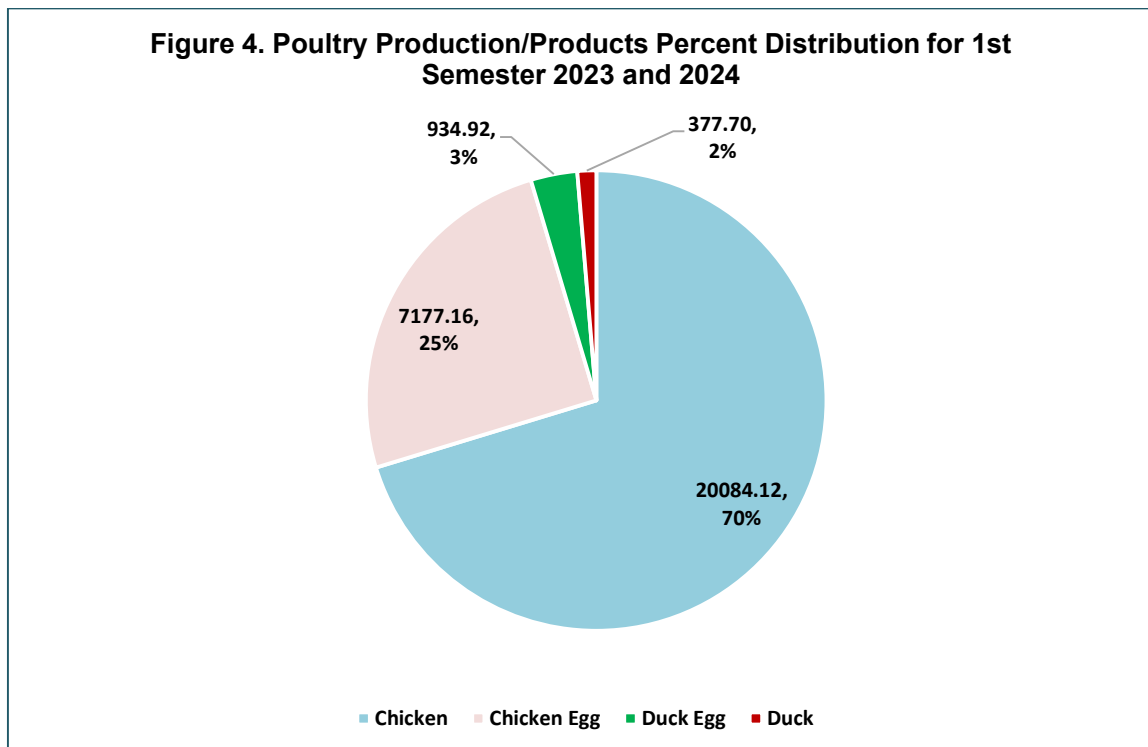
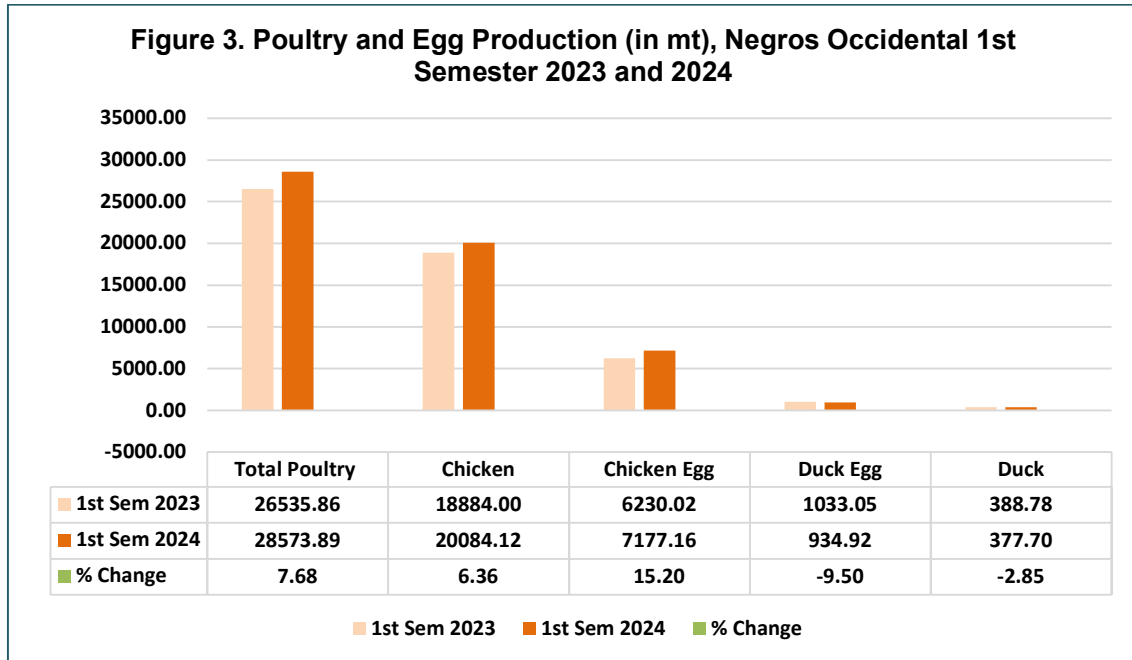
Figure 2. Livestock Production Percent Distribution, 1st Semester 2024



In figure 2. Negros Occidental’s percent distribution of production, Hog contributed most with 30,100.67 metric tons or 79.00 percent followed by Carabao with 4,348.55 metric tons or 11.00 percent, Cattle with 2,275.94 metric tons or 6.0 percent and Goat with 1,349.37 metric tons or 4.0 percent.

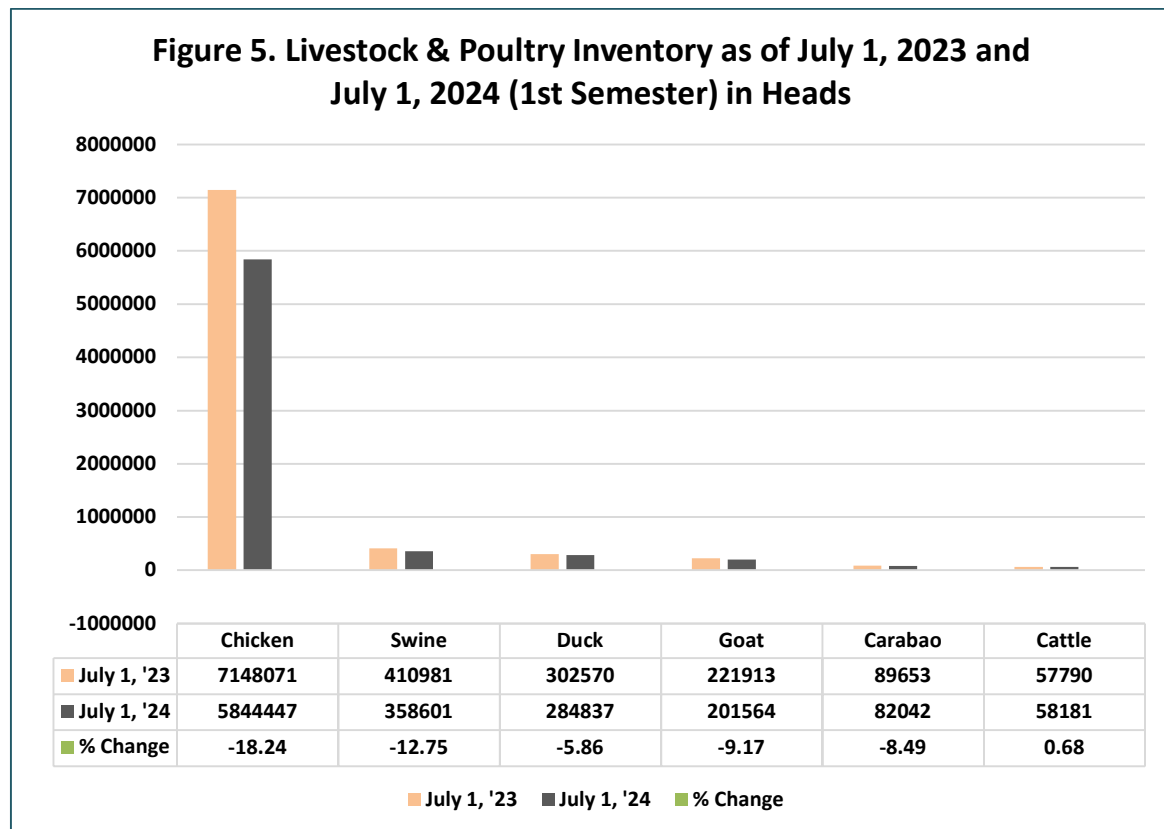
POULTRY PRODUCTION DATA

Meanwhile, poultry production in Negros Occidental for 1st semester of 2023 and 2024 were shown in Figure 3. Chicken posted an increase of 6.36 percent from 18,884 in 2023 to 20,084.12 metric tons in 2024, While Duck noted for a decline of 2.85 percent against 1st semester of 2023. For poultry products Chicken Egg shows an improvement with 15.20 percent increase with 7,177.16 metric tons from 6,230.02 metric tons in 2023, Duck Egg showed a decrease of 9.50 percent with 934.92 metric tons from 1,033.05 metric ton in 2023.



In figure 4. Negros Occidental's percent distribution of poultry production/products, Chicken contributed most with 20,084.12 metric tons or 70.00 percent followed by Chicken Egg with 7,177.16 metric tons or 25.00 percent, Duck Egg with 934.92 metric tons or 3.0 percent and Duck with 377.70 metric tons and a 2.0 percent share.

LIVESTOCK AND POULTRY INVENTORY



TECHNICAL NOTES

Production data of livestock and poultry were generated based on the result of the Commercial Livestock and Poultry Survey (CLPS) and the Backyard Livestock and Poultry Survey (BLPS), These surveys will be conducted quarterly and the commodity covered were Carabao, Cattle, Swine, Goat Chicken, Duck and other animals tended/raised by the household and establishments.

Both surveys are important as the data generated will aid policy makers in generating sound policy decision on the improvement of backyard and commercial farms for the

welfare of the farmers and operators. Moreover, the survey will determine/measure the performance of the livestock and poultry industry and the agriculture sector, as a whole.

LIVESTOCK – Refers to farm animals kept or raised for consumption, work or leisure. For the purpose of this report, livestock include hog, carabao, cattle and goat that are tended and raised by an operator.

POULTRY – Is a collective term for all domesticated avian for the purpose of food consumption or, the carcass of such avian was dressed/processed for human consumption.

PRODUCTION – Refers to the volume of indigenous(locally raised) animals disposed for slaughter plus animal exported or shipped out for slaughter both in the liveweight equivalent.

Backyard Farm/Raiser- refers to any farm or household raising at least one head of animal or bird and does not qualify as a commercial farm

Establishment – an economic unit which engages under a single ownership or control, i.e., under a single legal entity; in one or predominantly one kind of economic activity at a single fixed physical location.

Animal Inventory (also, Animal Population) -is the number of domesticated animals in head present in the farm at specific reference date.



JOHN F. CAMPOMANES
Chief Statistical Specialist