

SPECIAL RELEASE

ANNUAL LABOR AND EMPLOYMENT STATISTICS Aklan: 2023

Date of Release: 15 January 2025

Reference No. SR2025-0604-002

Aklan's Labor Force Participation climbed up in 2023

Labor force participation rate (LFPR) or the proportion of the population 15 years old and over who contributed to the production of goods and service in Aklan climbed up to 64.5 percent in 2023 from 60.7 percent in 2022. This was according to the preliminary results of the Annual Labor and Employment Estimated for 2023 based on the average of the four (4) Labor Force Surveys (LFS) round conducted in January, April, July and October.

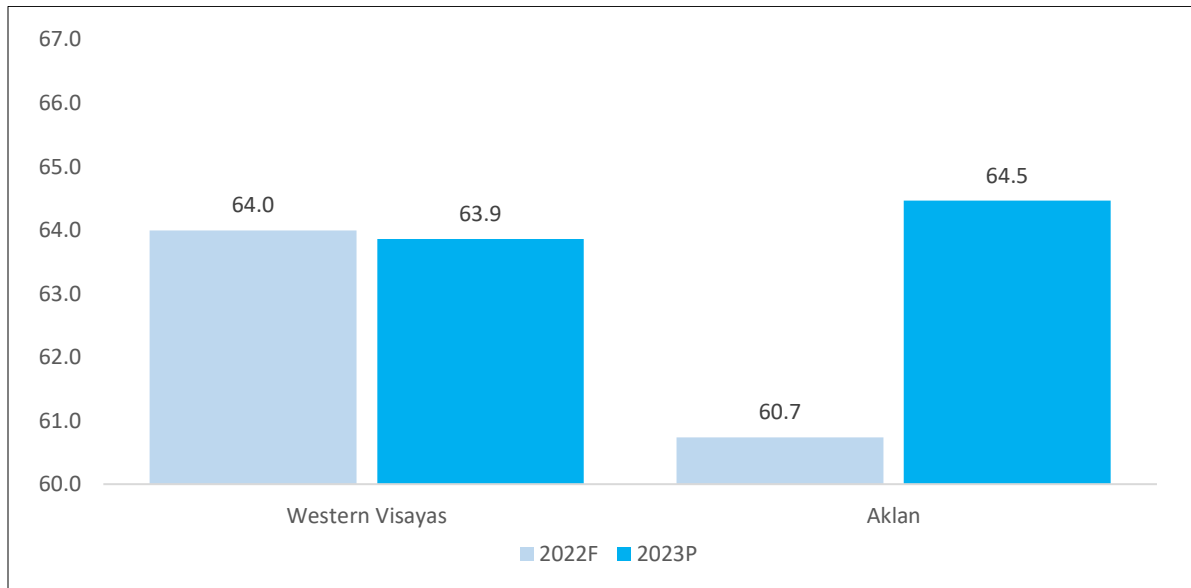
Table 1. Annual Estimates of Population 15 Years Old and Over, and Rates of Labor Force Participation, Employment, Unemployment, and Underemployment: AKLAN, 2022 and 2023

	Western Visayas		Aklan	
	2022F	2023P	2022F	2023P
Population 15 years and over ('000)	5,557	5,609	429	434
Total Persons in the Labor Force ('000)	3,556	3,582	261	280
Labor Force Participation Rate (%)	64.0	63.9	60.7	64.5
Employment Rate (%)	94.8	95.9	93.1	95.6
Unemployment Rate (%)	5.2	4.1	6.9	4.4
Underemployment Rate (%)	16.3	13.7	14.0	6.5

*Notes: The methodology for the computation of annual estimates of labor and employment indicators is based on Philippines Statistics Authority (PSA) Board Resolution No. 04 Series of 2021 - Adopting the General Method for Annualized Estimates for the Labor Force Survey 2021 and Beyond
Details may not add up due to rounding.
Source: 2022 and 2023 Labor Force Survey*

Of the estimated 434,000 people aged 15 years and older in the province, approximately 280,000 were part of the labor force, either employed or unemployed. They accounted for about 7.8 percent of Western Visayas' labor force. The LFPR or the proportion of economically active population in the province increased by 3.7 percent in 2023 while the regions exhibits no significant movement in 2023 (Table 1).

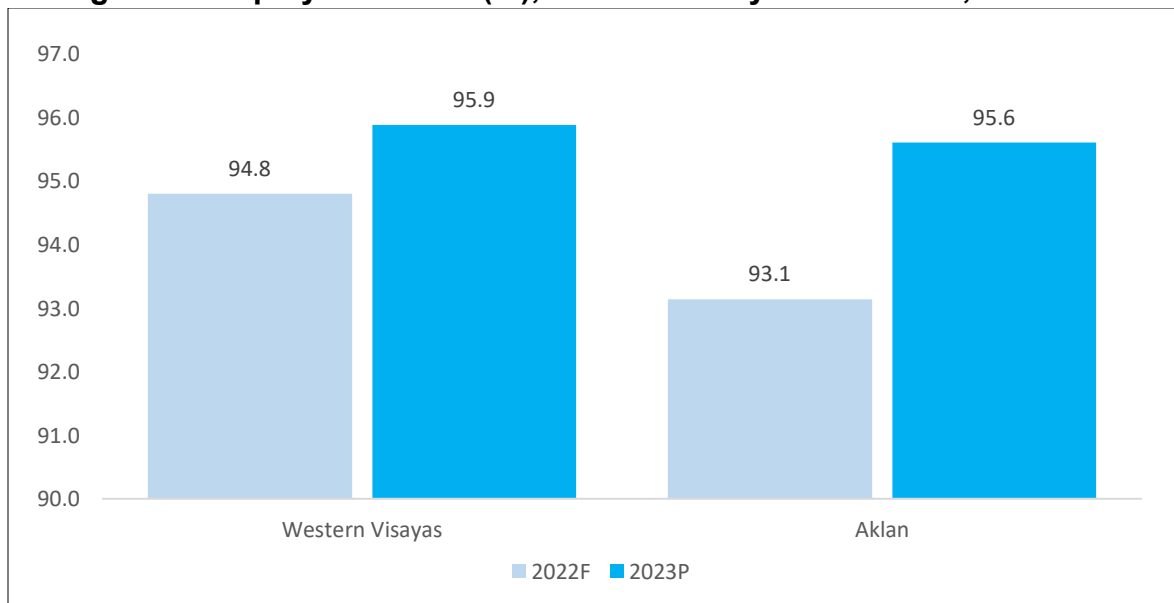
Figure 1. Labor Force Participation Rate (%), Western Visayas and Aklan 2022-2023



Source: 2022 and 2023 Labor Force Survey

Employment rate in the province was estimated to had increase from 93.1 percent in 2022 to 96.5 percent the following year mirroring the that of the region’s performance from 94.8 percent to 95.9 percent in 2023. The increment might be attributed to several factors such as faster job creations owing to the fully opening of the economy in the province, booming of other industries, and the absence of significant economic or natural phenomenon disruptions. This further indicates, that the province’s employment rate catches at the level of the region, displaying a strong labor market.

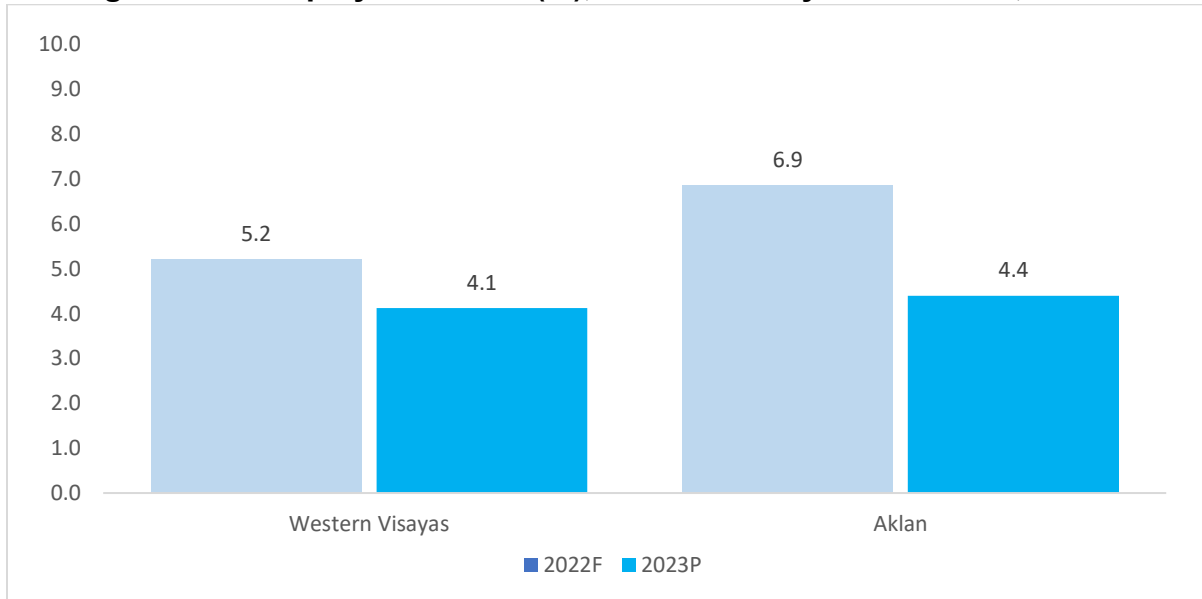
Figure 2. Employment Rate (%), Western Visayas and Aklan, 2022-2023



Source: 2022 and 2023 Labor Force Survey

The unemployment rate in Western Visayas decreased slightly, from 5.2% in 2022 to 4.1% in 2023. Aklan followed this trend, with its unemployment rate dropping from 6.9% in 2022 to 4.4% in 2023.

Figure 3. Unemployment Rate (%), Western Visayas and Aklan, 2022-2023



Source: 2022 and 2023 Labor Force Survey

Aklan observed a significant improvement in underemployment, which fell sharply from 14.0% in 2022 to 6.5% in 2023. This reduction indicates better job quality, as more workers are finding jobs that match their skills, preferred hours, or income expectations. However, the remaining 6.5% underemployment rate suggests that a notable proportion of workers are still seeking better job opportunities. Overall, this improvement points to either better job quality or an increase in full-time employment opportunities in the province.

Western Visayas also experienced a decrease in its underemployment rate, from 16.3% in 2022 to 13.7% in 2023, indicating fewer employed individuals are seeking additional work or higher incomes. This trend is a positive indicator of job quality in both the province and the region.

The labor market statistics signal a boost in Aklan's economy and highlight the positive impact of localized, data-driven policy interventions. The local government must sustain its proactive measures to mitigate disparities and promote an inclusive, robust labor market in the province. The observed improvements in employment and underemployment rates reflect a promising outlook for Aklan's labor market.

Explanatory Notes

This special release presents the Preliminary Results of the Annual Labor Market Statistics of Aklan in 2023. The Labor Market Statistics estimates are mainly derived from the Labor Force Survey (LFS). The LFS is a nationwide quarterly survey of households conducted by the Philippine Statistics Authority (PSA) to gather data on the demographic and socio-economic characteristics of the populations. The data provided in this special release were taken from the latest available data of the Social Sectoral Statistics. This information presented in this special release was taken from www.psa.gov.ph.

DEFINITION OF TERMS

Population 15 Years Old and Over- this refers to the number of population 15 years old and over excluding overseas workers. Overseas workers are excluded in the estimation of the size of working population (population aged 15 years and over) since the data on their economic characteristics are not collected because they are not considered part of the labor force in the country.

In the Labor Force or Economically Active Population- this refers to persons 15 years old and over who are either employed or unemployed in accordance with the definitions described below.

Employed – Employed persons include all those who, during the reference period, are 15 years old and over as of their last birthday, and are reported either:

- a. At work i.e., those who do any work even for one hour during the reference period for pay or profit, or work without pay on the farm or business enterprise operated by a member of the same household related by blood, marriage or adoption; or
- b. With job but not at work, i.e., those who have a job or business but are not at work because of temporary illness or injury, vacation or other reasons. Likewise, persons who expect to report for work or to start operation of a farm or business enterprise within two weeks from the date of the enumerator's visit are considered employed.


Underemployed – include all employed persons who express the desire to have additional hours of work in their present job, or an additional job, or to have a new job with longer working hours. Visibly underemployed persons are those who work for less than 40 hours during the reference period and want additional hours of work.

Unemployed – include all those who, during the reference period, are 15 years old and over as of their last birthday, and are reported as persons:

- a.) Without work, i.e., had no job or business during the reference period;
- b.) Currently available for work, i.e., were available and willing to take up work in paid employment or self-employment during the reference period, and/or would be available and willing to take up work in paid employment or self-employment within two weeks after the interview date; and
- c.) Seeking work, i.e., had taken specific steps to look for a job or establish a business during the reference period, or

- d.) Not seeking work due to the following reasons: (1) fatigued or believed no work available, i.e., discouraged workers; (2) awaiting results of previous job application; (3) temporary illness or disability; (4) bad weather; and/or (5) waiting for rehire or job recall.

Persons Not in the Labor Force – Persons 15 years old and over who are neither employed nor unemployed according to the definitions mentioned. Those not in the labor force are persons who are not looking for work because of reasons such as housekeeping, schooling, and permanent disability. Examples are housewives, student, persons with disability, or retired persons.



ENGR. ANTONET B. CATUBUAN
Chief Statistical Specialist
PSA Aklan