

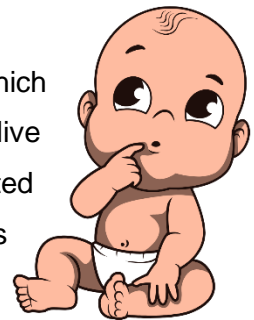
SPECIAL RELEASE

BIRTH STATISTICS OF AKLAN: 2023 (Final Results)

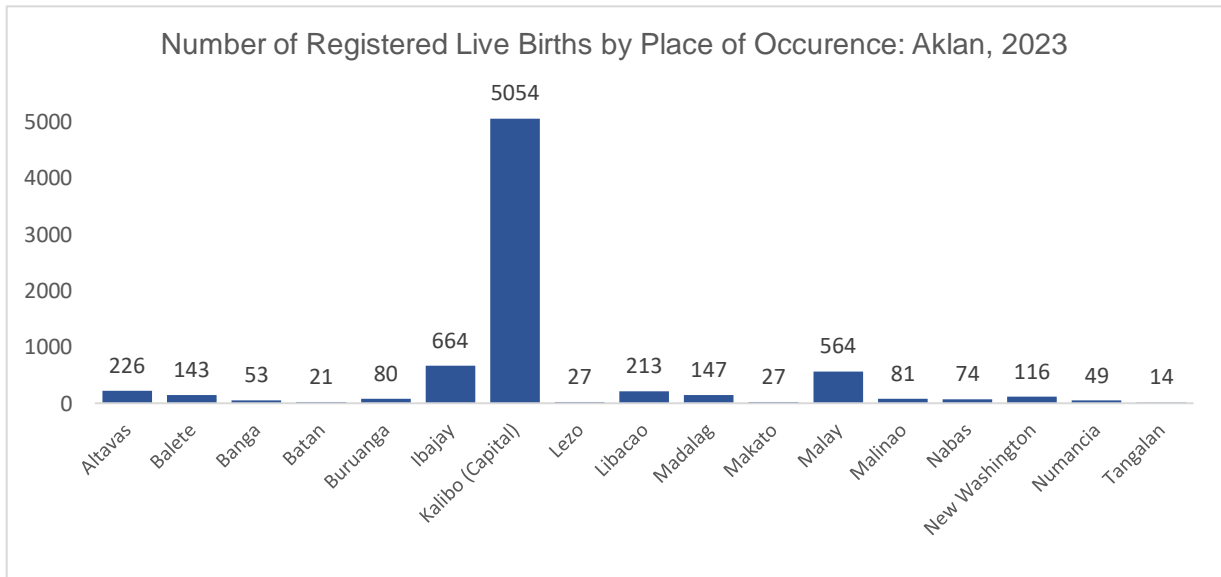
Date of Release: 03 February 2025
Reference No. SR 2025-0604-002

Aklan’s Births registry climbs up by almost 5% in 2023

In 2023 there is total of 7,553 registered live births in the province of Aklan, which shows a positive annual growth of 4.8% compared to the 7,191 registered live births the previous year. On the average, 21 babies are born daily which resulted to 12.3 birth rate per 1000 population in the province in 2023. This number is slightly higher compared to 11.7 birth rate reported in 2022.



Births by Place of Occurrence



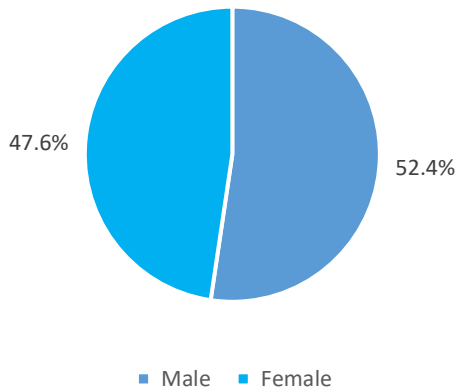
Among the 17 municipalities of Aklan, Kalibo (capital) recorded the highest number of registered births, with 5,054 live births, accounting for almost 67 percent of the province’s total. This was followed by the municipality of Ibajay and Malay with 664 births (8.8%) and 564 births (7.5%), respectively. On the other hand, municipality of Tangalan had the lowest registered births in 2023 with only 14 births, while municipality of Batan recorded 21 births, both contributing less than one percent (1%) of the total birth registered in the province.

Births by Usual Residence of the Mother

In terms of the usual residence of the mother, Kalibo still had the highest number of registered births, with 1,118 live births, while Lezo had the lowest, with 149 births.

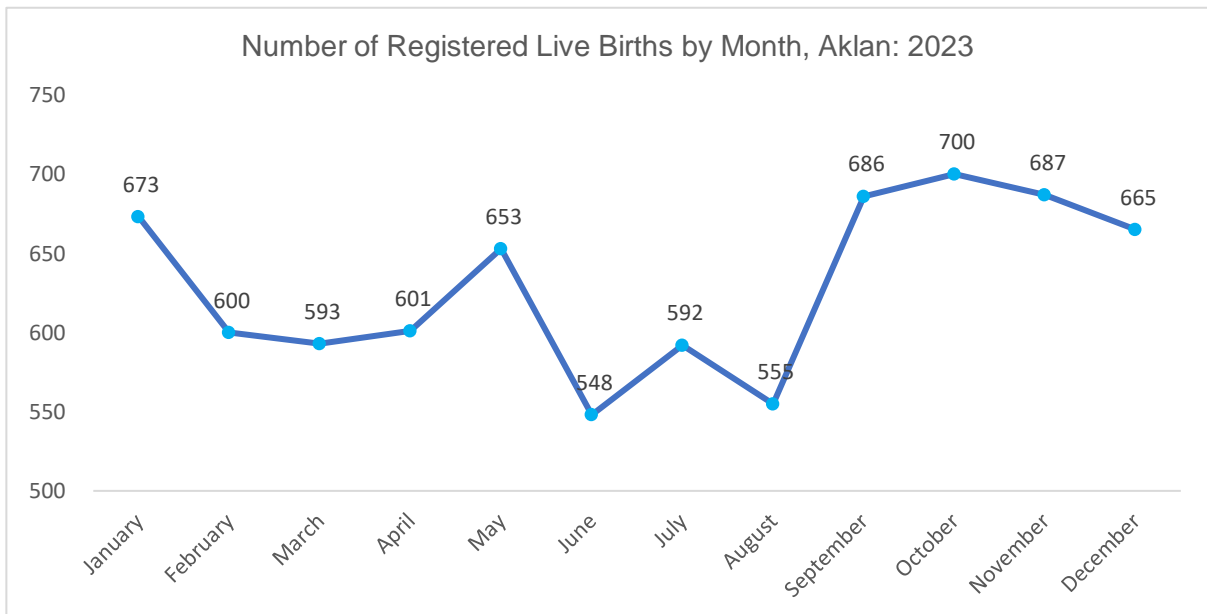
Births by Sex

Sex Distribution of registered births in Aklan: 2023



Of the total registered birth in the province, 3,954 are males or 52% of all babies born alive in 2023, while the remaining 48% percent or 3,599 registered births babies are females. This translates to a sex ratio of 110 males per 100 females in 2023, higher compared to 108 males per 100 female births recorded in 2022.

Births by Month



Highest number of registered births logged in 2023 is in the month of October with 700 births, followed closely by November and September with 687 logged births and 686 logged births, respectively. Meanwhile, the month of June recorded the least number of registered births at 548 births. Months of August and July also posted low number of registered births following June with 555 births and 592 births, respectively.

Birth Attendance




Of the total number of births in the province, 6,874 or 91.0 percent of deliveries were attended by health professionals (physician, midwife, or nurse). While 670 or 8.9 percent birth deliveries are handled by traditional birth attendant/hilot.

Moreover, 90 percent of birth deliveries in the municipalities of Altavas, Balete, Buruanga, Kalibo, Lezo, Malinao and New Washington are medically attended. Meanwhile, it is notable that in the municipality of Batan 95 percent of birth deliveries are attended by traditional birth attendant. Likewise, 88.3 percent of deliveries in Libacao are also traditionally attended. Moreover, less than 1 percent of birth deliveries are attended by neither a health professional or a traditional birth attendant.

2023	Attendant at Birth				
	Total	Health Professional	Traditional Birth Attendant	Others	Not Stated
AKLAM	7,553	6,874	670	9	-
Altavas	226	210	15	1	-
Balete	143	142	1	-	-
Banga	53	39	11	3	-
Batan	21	1	20	-	-
Buruanga	80	79	1	-	-
Ibajay	664	585	79	-	-
Kalibo (Ca)	5,054	4,964	90	-	-
Lezo	27	25	2	-	-
Libacao	213	25	188	-	-
Madalag	147	108	39	-	-
Makato	27	13	14	-	-
Malay	564	409	155	-	-
Malinao	81	80	-	1	-
Nabas	74	33	41	-	-
New Wash	116	109	5	2	-
Numancia	49	43	4	2	-
Tangalan	14	9	5	-	-

Births by Place of Delivery



In 2023, nine out of 10 births were delivered in a health facility (89.9%), which was either a hospital, birthing clinic, lying in, outpatient care center, specialized care center, and the like. The remaining 9.7 percent of total births were delivered at home while less than one percent are delivered in other locations.

Births by Age of Mother



In 2023, majority of registered births are born to mothers aged 25-29 years (2,115 or 28%). These numbers were followed by babies born to mothers of aged 30-34 years (1,779 or 23.6%) and 20-24 years (1,574 or 20.8%). Moreover, there are 663 babies born to adolescent mothers or are those younger than 20 years old in Aklan during the reference period. In addition, the median age of mothers was 30 years old. This means that half of the births in 2023 were to mothers who were at least 30 years.

Table 1. Number of Registered Live Births by Sex, Aklan: 2022 and 2023

Year	Sex of the Child			Sex Ratio (males per 100 females)
	Both Sexes	Male	Female	
2023	7,553	3,954	3,599	110
2022	7,191	3,739	3,452	108

Source: Philippine Statistics Authority

Table 2. Number of Registered Live Births by Sex of the Child and Place of Occurrence, Aklan: 2022-2023

Municipality	2023			2022			Percent Change (2022- 2023)
	Both Sexes	Male	Female	Both Sexes	Male	Female	
Total	7,553	3,954	3,599	7,191	3,739	3,452	4.8
Altavas	226	129	97	231	107	124	(2.2)
Balete	143	73	70	156	89	67	(9.1)
Banga	53	29	24	78	35	43	(47.2)
Batan	21	12	9	22	10	12	(4.8)
Buruanga	80	44	36	82	42	40	(2.5)
Ibajay	664	364	300	671	347	324	(1.1)
Kalibo	5,054	2,628	2,426	4,588	2,415	2,173	9.2
Lezo	27	11	16	7	5	2	74.1
Libacao	213	109	104	277	131	146	(30.0)
Madalag	147	69	78	154	80	74	(4.8)
Makato	27	14	13	46	27	19	(70.4)
Malay	564	300	264	438	231	207	22.3
Malinao	81	45	36	118	55	63	(45.7)
Nabas	74	33	41	80	41	39	(8.1)
New Washington	116	64	52	176	91	85	(51.7)
Numancia	49	26	23	51	24	27	(4.1)
Tangalan	14	4	10	16	9	7	(14.3)

Source: Philippines Statistics Authority

Table 3. Number of Registered Live Births by Sex of the Child and Usual Residence of Mother, Aklan: 2022-2023

Municipality	2022			2021			Percent Change (2021-2022)
	Both Sexes	Male	Female	Both Sexes	Male	Female	
Total	7,434	332	326	7,148	3,713	3,435	2.86
Altavas	270	11	18	287	146	141	(0.17)
Balete	358	20	13	353	195	158	0.05
Banga	457	20	23	446	229	217	0.11
Batan	329	10	18	318	164	154	0.11
Buruanga	204	11	13	167	95	72	0.37
Ibajay	698	33	33	639	342	297	0.59
Kalibo	1,118	50	56	1,059	547	512	0.59
Lezo	149	7	5	172	101	71	(0.23)
Libacao	340	23	17	401	196	205	(0.61)
Madalag	257	9	7	248	128	120	0.09
Makato	374	17	18	374	176	198	-
Malay	786	33	28	665	360	305	1.21
Malinao	273	12	6	249	123	126	0.24
Nabas	508	19	21	455	230	225	0.53
New Washington	602	22	25	601	328	273	0.01
Numancia	411	17	15	390	195	195	0.21
Tangalan	300	18	10	324	158	166	(0.24)

Source: Philippines Statistics Authority

Table 3. Number of Registered Live Births by Month of Occurrence, Aklan: 2022 and 2021

Month of Occurrence	2022	Daily Average	2021	Daily Average	Percent Change (2022-2023)
Total	7,434	20	7,191	20	3.3
January	658	22	575	19	12.6
February	599	20	461	15	23.0
March	586	20	542	18	7.5
April	594	20	501	17	15.7
May	642	21	510	17	20.6
June	535	18	545	18	(1.9)
July	575	19	596	20	(3.7)
August	546	18	567	19	(3.8)
September	672	22	732	24	(8.9)
October	692	23	737	25	(6.5)
November	679	23	711	24	(4.7)
December	656	22	714	24	(8.8)

Source: Philippine Statistics Authority

Table 4. Number of Registered Live Births by Attendant at Birth and Place of Occurrence, Aklan: 2023

Municipality	Attendant at Birth			
	Total	Health Professional	Traditional Birth Attendant	Others
AKLAN	7,553	6,874	670	9
Altavas	226	210	15	1
Balete	143	142	1	-
Banga	53	39	11	3
Batan	21	1	20	-
Buruanga	80	79	1	-
Ibajay	664	585	79	-
Kalibo (Capital)	5,054	4,964	90	-
Lezo	27	25	2	-
Libacao	213	25	188	-
Madalag	147	108	39	-
Makato	27	13	14	-
Malay	564	409	155	-
Malinao	81	80	-	1
Nabas	74	33	41	-
New Washington	116	109	5	2
Numancia	49	43	4	2
Tangalan	14	9	5	-

Source: Philippine Statistics Authority

Table 5. Number of Registered Live Births by Attendant at Birth and Usual Residence of Mother, Aklan: 2023

Municipality	Attendant at Birth			
	Total	Health Professional	Traditional Birth Attendant	Others
AKLAN	7,434	6,754	670	10
Altavas	270	252	17	1
Balete	358	356	1	1
Banga	457	443	11	3
Batan	329	308	21	-
Buruanga	204	202	2	-
Ibajay	698	620	78	-
Kalibo (Capital)	1,118	1,038	80	-
Lezo	149	144	4	1
Libacao	340	150	190	-
Madalag	257	218	39	-
Makato	374	359	15	-
Malay	786	634	152	-
Malinao	273	270	2	1
Nabas	508	465	43	-
New Washington	602	594	6	2
Numancia	411	406	4	1
Tangalan	300	295	5	-

Source: Philippine Statistics Authority

Table 6. Number of Registered Live Births by Site of Delivery and Place of Occurrence, Aklan: 2022

Municipality	Site of Delivery			
	Total	Health Facility	Home	Others
Total	7,553	6,788	731	34
Altavas	226	209	17	-
Balete	143	142	1	-
Banga	53	27	25	1
Batan	21	1	17	3
Buruanga	80	79	1	-
Ibajay	664	581	83	-
Kalibo (Capital)	5,054	4,921	107	26
Lezo	27	22	5	-
Libacao	213	25	187	1
Madalag	147	106	41	-
Makato	27	10	17	-
Malay	564	407	157	-
Malinao	81	79	2	-
Nabas	74	30	44	-
New Washington	116	106	9	1
Numancia	49	40	8	1
Tangalan	14	3	10	1

Source: Philippine Statistics Authority

Table 7. Number of Registered Live Births by Age Group of Mother and Place of Occurrence, Aklan: 2022

Place of Occurrence (Municipality)	Total	Under 15	15-19	20-24	25-29
Total	7,553	15	663	1,574	2,115
Altavas	226	-	21	48	67
Balete	143	-	3	35	40
Banga	53	-	2	17	16
Batan	21	-	4	4	5
Buruanga	80	-	3	10	27
Ibajay	664	-	42	181	202
Kalibo (Capital)	5,054	14	476	995	1,382
Lezo	27	-	1	4	8
Libacao	213	1	25	50	49
Madalag	147	-	7	33	50
Makato	27	-	1	6	12
Malay	564	-	58	125	175
Malinao	81	-	3	20	20
Nabas	74	-	4	14	18
New Washington	116	-	9	19	32
Numancia	49	-	2	10	10
Tangalan	14	-	2	3	2

Source: Philippine Statistics Authority

Table 7 (continued). Number of Registered Live Births by Age Group of Mother and Place of Occurrence, Aklan: 2022

Place of Occurrence (Municipality)	30-34	35-39	40-44	45-49	50 & Over	Not Stated
Total	1,779	1,024	356	20	1	6
Altavas	57	27	5	1	-	-
Balete	26	28	9	2	-	-
Banga	12	3	3	-	-	-
Batan	3	5	-	-	-	-
Buruanga	27	10	3	-	-	-
Ibajay	146	68	23	1	-	1
Kalibo (Capital)	1,194	724	255	12	-	2
Lezo	4	6	3	-	-	1
Libacao	51	25	12	-	-	-
Madalag	32	14	9	1	1	-
Makato	5	2	1	-	-	-
Malay	118	69	17	-	-	2
Malinao	20	14	3	1	-	-
Nabas	24	8	5	1	-	-
New Washington	45	9	2	-	-	-
Numancia	13	9	5	-	-	-
Tangalan	2	3	1	1	-	-

Source: Philippine Statistics Authority

EXPLANATORY TEXT

Data on births presented in this release were obtained from the timely and late registered births at the Office of the City/Municipal Civil Registrars all throughout the country and submitted to the Office of the Civil Registrar General through the Philippine Statistics Authority (PSA) - Provincial Statistical Offices (PSOs). The information presented includes births that occurred from January to December 2023 based on data files received by the PSA - Civil Registration Service (CRS) from the PSOs and processed as of 31 August 2024. Figures presented herein are not adjusted for under registration. This release includes births of Filipinos whose usual residence is abroad and births of foreign nationals that occurred in the country during the reference period. Births of Filipinos abroad which were reported to the Philippine Foreign Service Posts are presented in a separate report.

Birth statistics presented for the province of Aklan, are taken from the database of Philippines Statistics Authority. Note that some figures (percentages) are rounded off to complement the analysis.



ENGR. ANTONET B. CATUBUAN
Chief Statistical Specialist

DEFINITION OF TERMS AND CONCEPTS

Significant terminologist and descriptions in the foregoing highlights and tables are defined below. Included are some items found in the certificates and summary measure used in describing the facts of events.

Live Birth is a complete expulsion or extraction from its mother of a product of conception, irrespective of the duration of the pregnancy, which after such separation, breathes or shows any other evidence of life, such as beating of the heart, pulsation of the umbilical cord, or definite movement of voluntary muscles, whether or not the umbilical cord has been cut or the placenta is attached; each product of such a birth is considered liveborn.

Crude Birth Rate (CBR) refers to the number of live births per 1,000 mid-year population.

Daily Average refers to the arithmetic mean of birth, death or marriage occurrences per day.

Sex Ratio refers to the number of males per one hundred females.

Usual Residence refers to the place where the person habitually or permanently resides.

Place of Occurrence refers to the place where the vital event took place.