

SPECIAL RELEASE

Livestock Production and Inventory in Guimaras: Q1 2024 vs Q1 2025

Date of Release: 23 May 2025
Reference No. 25PSA-0679-SR62

EXPLANATORY NOTE

This special release presents the preliminary result of the Q1 2025 Livestock Volume of Production and Inventory of Guimaras. The Q1 2024 data were also included to analyze the changes and compare the province's livestock and poultry production volume and inventory. The information presented in this special release was taken from www.openstat.psa.gov.ph, analyzed, and presented in tables and charts.

Carabao leads the livestock growth in Guimaras with 98.26% surge in Q1 2025

Carabao production in Guimaras nearly doubled in the first quarter of 2025, increasing by 98.26 percent, from 115.00 metric tons in Q1 2024 to 228.00 metric tons in Q1 2025.

Hog production also recorded a substantial increase of 54.65 percent, rising from 6,620.00 metric tons to 10,238.00 metric tons. Despite not having the highest growth rate, hogs continued to be the leading livestock commodity in terms of production volume.

In contrast, cattle production experienced a decline of 10.94 percent, dropping from 1,015.00 metric tons in Q1 2024 to 904.00 metric tons in Q1 2025. Goat production, similarly decreased by a double-digit of 11.61 percent, from 2,506.00 metric tons in Q1 2024 to 2,215.00 metric tons in the same quarter of 2025. See Table 1.

**Table 1. Livestock Volume of Production by Animal Type,
Guimaras: Q1 2024 and Q1 2025^P (in metric tons)**

Commodity	First Quarter 2024	First Quarter Q1 2025 ^P	Percent Change
Carabao	115.00	228.00	98.26
Cattle	1,015.00	904.00	-10.94
Goat	2,506.00	2,215.00	-11.61
Hog	6,620.00	10,238.00	54.65

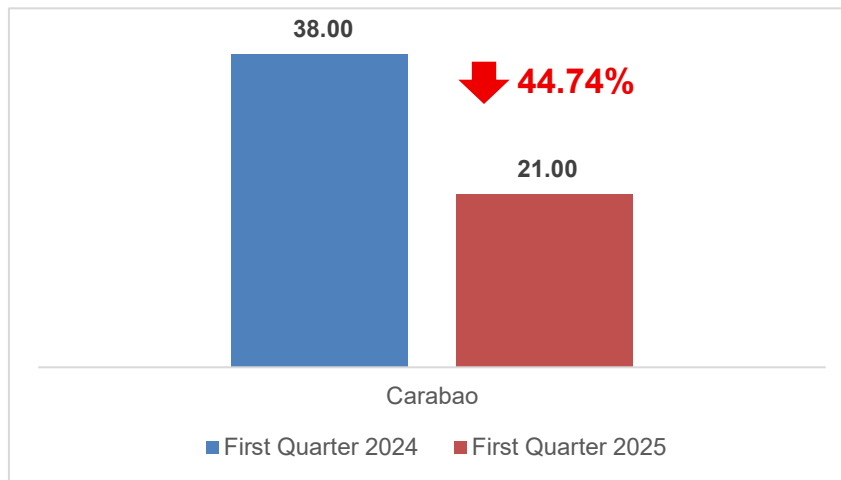
P-preliminary

Source: Philippine Statistics Authority

Lesser livestock animals in Guimaras slaughtered in slaughterhouses in Q1 2025

In the first quarter of 2025, the number of carabao slaughtered in slaughterhouses in Guimaras decreased by 44.74 percent, equivalent to 17 heads fewer compared to the same period in 2024. See Figure 1.

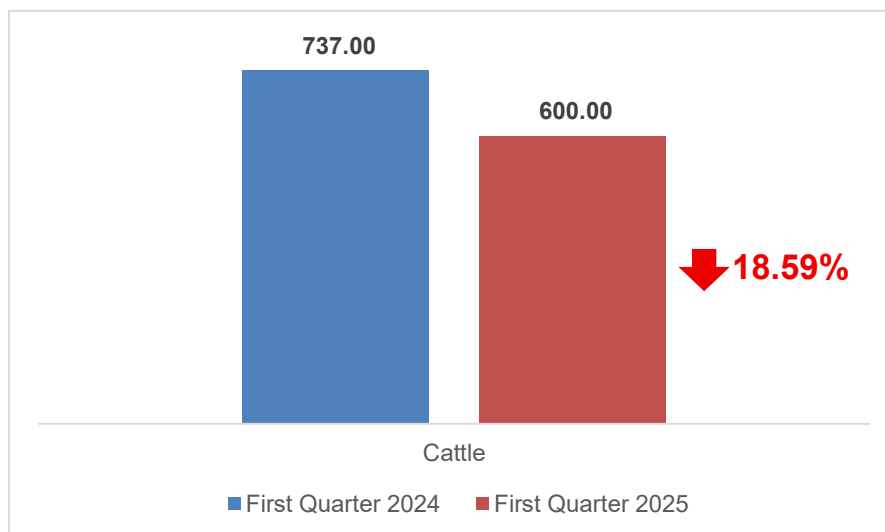
Figure 1. Carabao Slaughtered in Slaughterhouses, Guimaras: First Quarter 2024 and First Quarter 2025^P (in heads)



P-preliminary
Source: Philippine Statistics Authority

The number of cattle slaughtered in Guimaras declined by 18.59 percent in the first quarter of 2025, dropping from 737 heads in the first quarter of 2024 to 600 heads in the same period of 2025. See Figure 2.

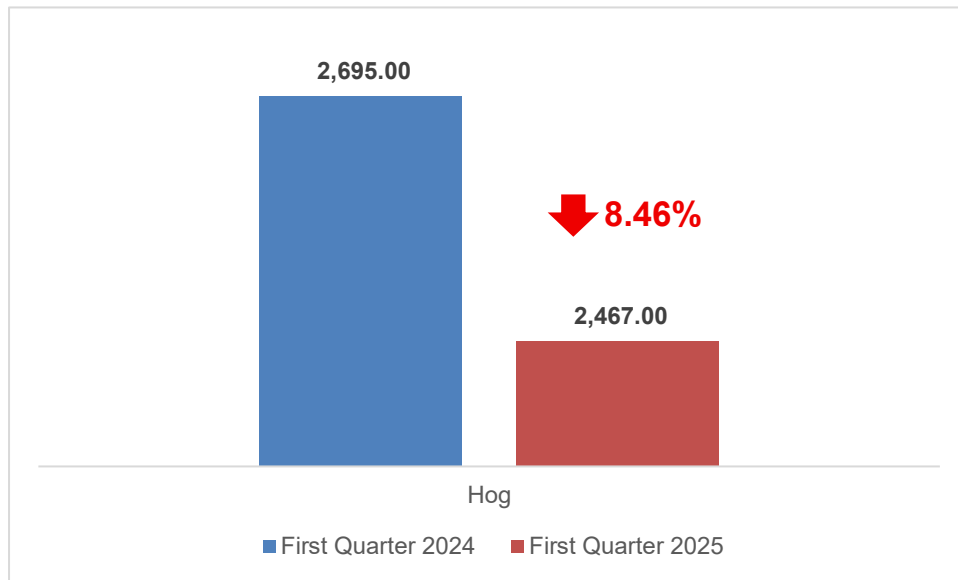
Figure 2. Cattle Slaughtered in Slaughterhouses, Guimaras: First Quarter 2024 and First Quarter 2025^P (in heads)



P-preliminary
Source: Philippine Statistics Authority

Furthermore, the number of hogs slaughtered in slaughterhouses in Guimaras decreased by 228 heads, or 8.46 percent, in the first quarter of 2025 compared to the 2,696 heads recorded in Q1 of 2024. See Figure 3.

Figure 3. Hogs Slaughtered in Slaughterhouses, Guimaras: First Quarter 2024 and First Quarter 2025^P (in heads)



P-preliminary
Source: Philippine Statistics Authority

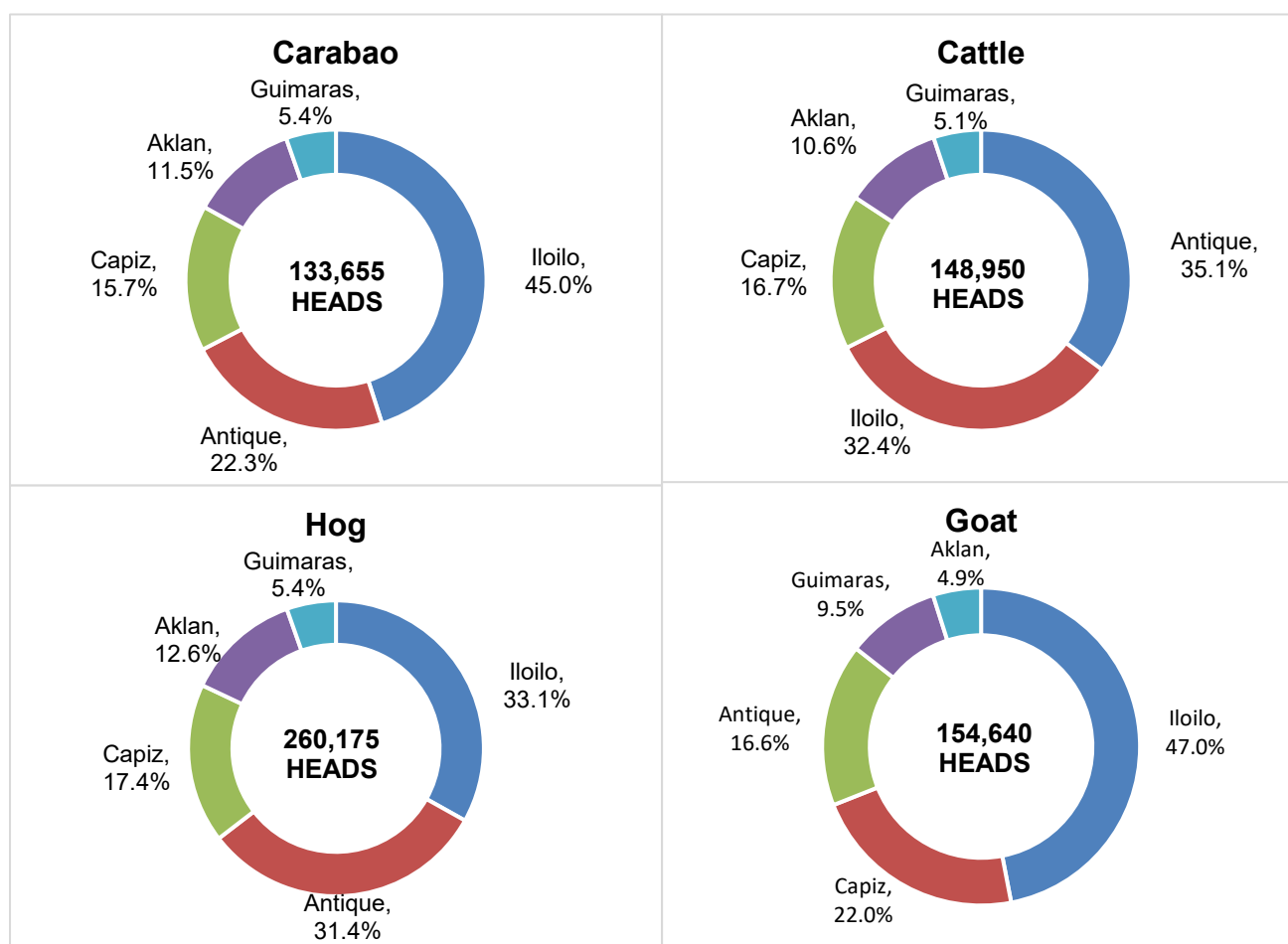
Iloilo Emerges as Major Contributor to Western Visayas Livestock Inventory as of April 2025

Carabao inventory in Western Visayas as of 01 April 2025 was recorded at 133,655 heads, with Iloilo sharing almost half or 45.0 percent, and Antique sharing 22.3 percent. Meanwhile, Guimaras recorded a 5.4 percent share.

Cattle inventory was at 148,950 heads in Q1 2025, wherein Antique got the largest share of 35.1%, equivalent to 52,338 heads. This was followed by Iloilo and Capiz, with 48,327 heads and 24,834 heads, or 32.4 percent and 16.74 percent share, respectively. The least was in Guimaras at 5.1 percent share or 7,623 cattle heads.

In the same period, Western Visayas registered the Hog inventory at 260,175 heads, with the share of Iloilo at 33.1 percent or 86,182 heads. Meanwhile, Antique and Capiz accounted for 31.4 percent and 17.4 percent, respectively. The province of Guimaras posted a 5.4 percent share or 14,038 hog heads. See Figure 4.

Figure 4. Percentage Distribution of Livestock Inventory by Animal Type and by Province, as of 01 Apr 2025^P (in heads)



P-preliminary
Source: Philippine Statistics Authority

Meanwhile, Goat inventory was estimated at 154,640 heads during the same reference period. Iloilo accounted for 47.0 percent of the Goat inventory in Western Visayas. This was followed by Capiz with 34,077 or 22.0 percent. Guimaras recorded 14,709 goat heads at 9.5 percent. See Figure 4.


TECHNICAL NOTES

Livestock-Farm animals are kept or raised for consumption and work. For purposes of census and surveys, livestock covers only those that are tended and raised by household and establishments.

Slaughterhouse/ Poultry Dressing Plant-The premises that are approved and registered by a controlling authority in which food animals are slaughtered/dressed for human consumption.

Volume of Production-The number of tended/raised animals disposed for slaughter/dressing including animals shipped-out for slaughter/dressing (in “head/bird” and in “liveweight equivalent”).

Animal Inventory-The actual number of animals (in head/bird) present in the farm as of a specific reference date regardless of ownership.



NELIDA B. LOSARE
*Chief Statistical Specialist/
Provincial Statistics Officer*