



# SPECIAL RELEASE

## Poultry Statistics in Guimaras: 2023 vs 2024

Date of Release: 03 February 2025  
 Reference No.: 25PSA-0679-SR16

### EXPLANATORY NOTE

*This special release presents the preliminary result of the 2024 Livestock and Poultry Volume of Production and Inventory of Guimaras. The 2023 data were also included to analyze the changes and compare the province's livestock and poultry production volume and inventory. The information presented in this special release was taken from [www.openstat.psa.gov.ph](http://www.openstat.psa.gov.ph), analyzed, and presented in tables and charts.*

### Duck production in Guimaras posted an increase in 2024

Duck production in Guimaras saw a 20.03 percent increase in 2024, rising by 4.67 metric tons from 23.33 metric tons in 2023.

Conversely, the production volume of chicken, chicken eggs, and duck eggs declined in 2024. Chicken production decreased by 4.26 percent, reaching 2,054.79 metric tons. Chicken and duck egg production were estimated at 909.04 metric tons and 17.74 metric tons, declining by 1.41 percent and 6.20 percent, respectively. (Table 1)

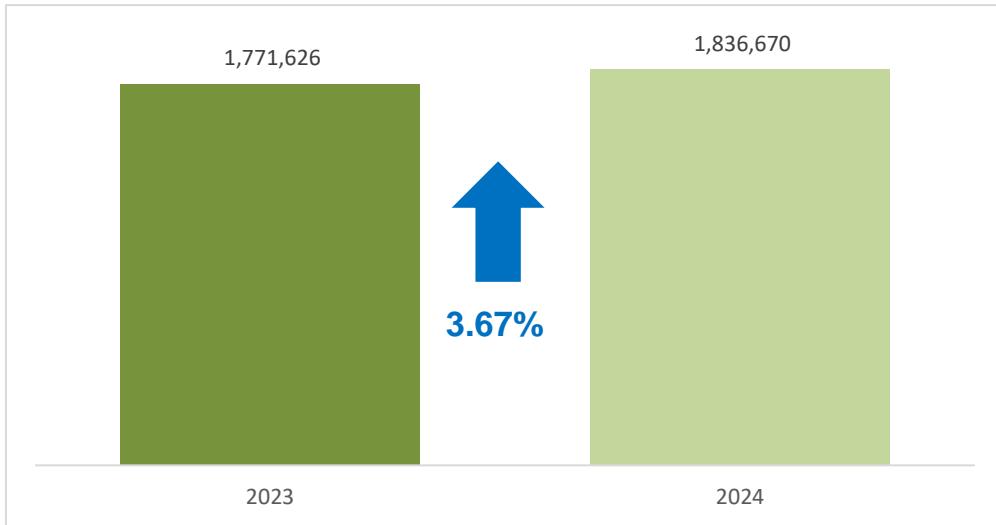
**Table 1. Poultry and Eggs Volume of Production by Poultry Type, Guimaras: 2023 and 2024 (in metric tons)**

Poultry Type	2023	2024	Percent Change
Chicken (live wt.)	2,146.14	2,054.79	-4.26
Duck (live wt.)	23.33	28.00	20.03
Chicken Eggs	922.06	909.04	-1.41
Duck Eggs	18.91	17.74	-6.20

Source: Philippine Statistics Authority



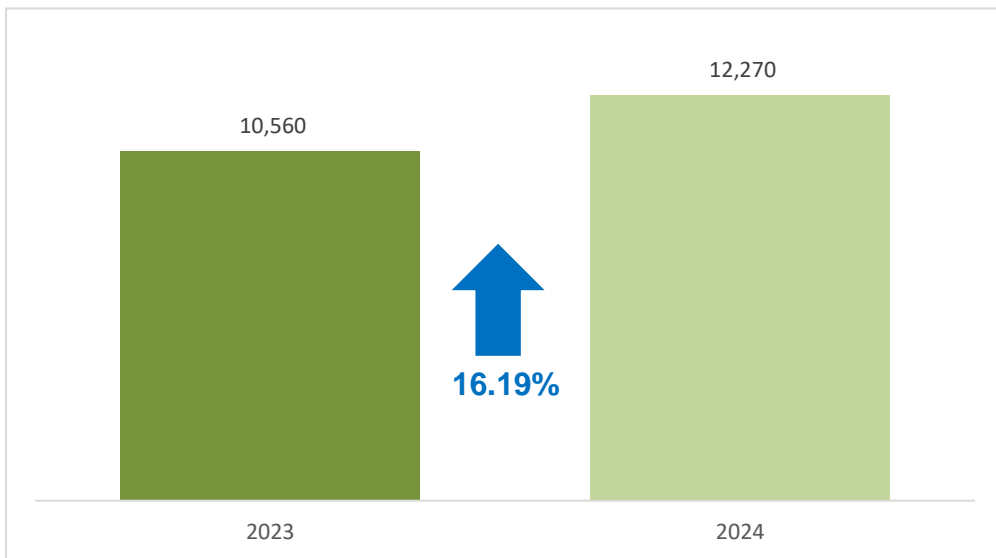
**Figure 1. Chicken Dressed in Poultry Dressing Plants, Guimaras: 2023 and 2024 (in birds)**



Source: Philippine Statistics Authority

In 2024, the number of chickens processed in poultry dressing plants in Guimaras was estimated at 1,836,670 birds, marking a 3.67 percent increase from the 1,771,626 birds recorded in 2023.

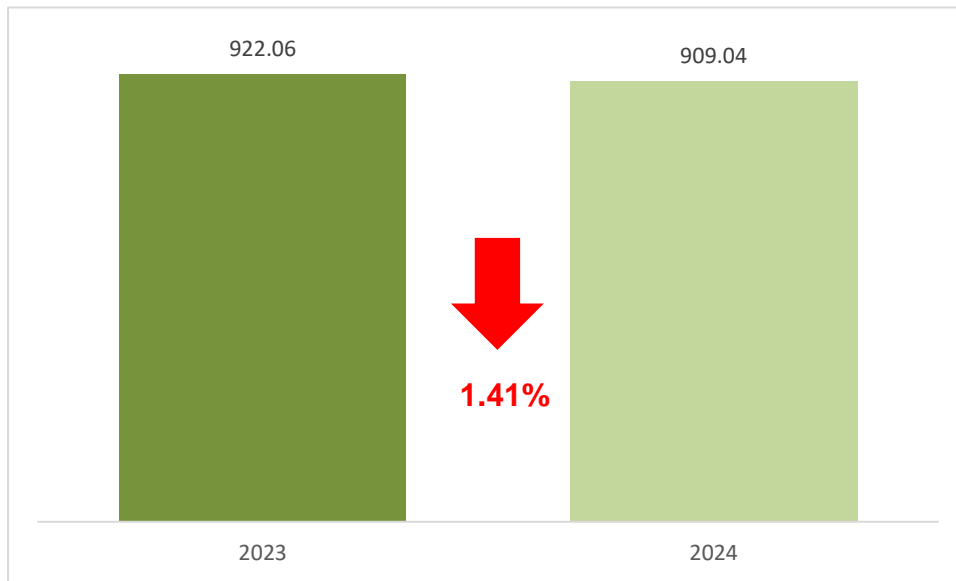
**Figure 2. Ducks Dressed in Poultry Dressing Plants, Guimaras: 2023 and 2024 (in birds)**



Source: Philippine Statistics Authority

Meanwhile, the number of ducks processed in poultry dressing plants in the province was estimated at 12,270 birds, reflecting a 16.19 percent increase, or an additional 1,710 birds compared to the previous year. (Figure 2)

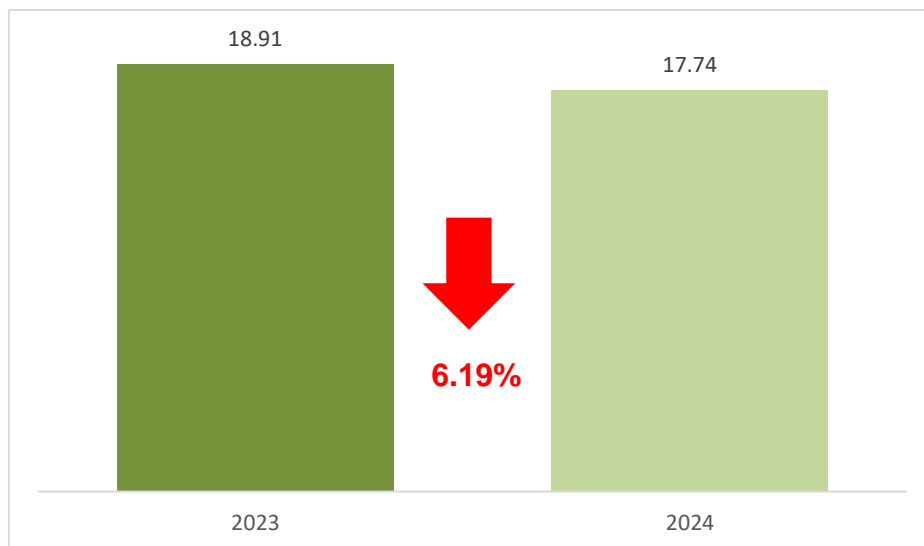
**Figure 3. Chicken Egg Production, Guimaras: 2023 and 2024 (in metric tons)**



Source: Philippine Statistics Authority

Chicken egg production in 2024 was estimated at 909.04 metric tons, or a 1.41 percent declined from the recorded 922.06 metric tons in the previous year. (Figure 3)

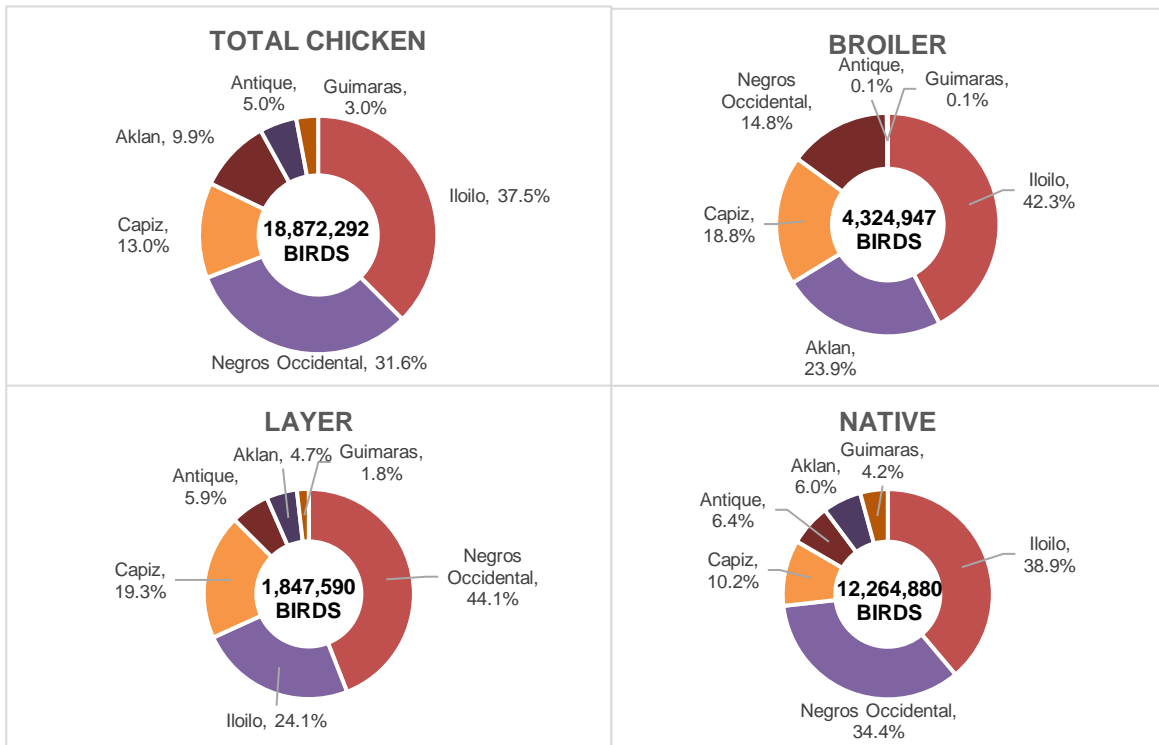
**Figure 4. Duck Egg Production, Guimaras: 2023 and 2024 (in metric tons)**



Source: Philippine Statistics Authority

Moreover, duck egg production in Guimaras declined in 2024, reaching 17.74 metric tons—a 6.19 percent decrease from the 18.91 metric tons recorded in the previous year. (Figure 4)

**Figure 5. Percent Distribution of Chicken Inventory by Chicken Type and by Province: as of 01 January 2025 (in birds)**



Source: Philippine Statistics Authority

**Provinces of Iloilo and Negros Occidental lead in total Chicken inventory as of 01 January 2025**

Western Visayas’ Chicken inventory as of 01 January 2025 was at 18,872,292 birds, with provinces of Iloilo and Negros Occidental as top contributors, accounting for 37.5 percent and 31.6 percent, respectively. Meanwhile, Guimaras recorded 3.0 percent share or 561,052 birds.

Moreover, Broiler Chicken inventory in the region reached a total of 4,324,947 birds, with 42.3 percent and 23.9 percent share of Iloilo and Aklan, respectively. Capiz contributed 18.8 percent and Negros Occidental about 14.8 percent. Antique and Guimaras on the other hand, contributed less than 1.0 percent each.

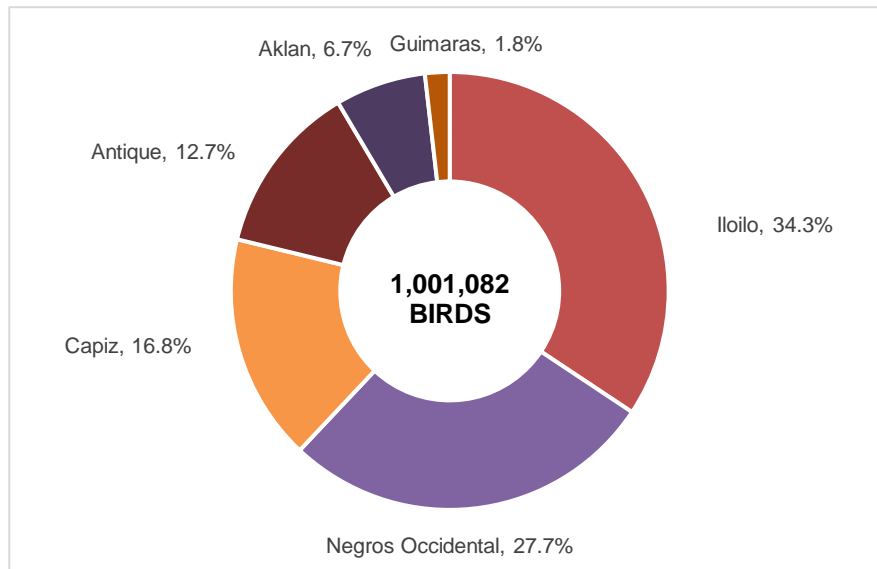
Layer Chicken inventory was at 1,847,590 birds, with Negros Occidental contributing 44.1 percent and Iloilo with 24.1 percent. Capiz followed with about 19.3 percent.

As of 01 January 2025, Western Visayas’ Native or Improved Chicken Inventory was at 12,264,880 birds. This type of Chicken accounted for 65.0 percent of the total chicken inventory in the region. Of the total Native Chicken inventory, Iloilo and Negros Occidental

had the biggest contribution with 38.9 percent and 34.4 percent, respectively. (Figure 5)

***Iloilo and Negros Occidental lead in Duck inventory as of 01 January 2025***

**Figure 6. Percent Distribution of Duck Inventory by Province, Guimaras: as of 01 January 2025 (in birds)**



Source: Philippine Statistics Authority

Western Visayas’ Duck inventory as of 01 January 2025 was at 1,001,082 birds. The provinces of Iloilo and Negros Occidental were the top contributors to the region’s inventory, accounting for 34.3 percent and 27.7 percent, respectively. (Figure 6)

Meanwhile, Guimaras was the least contributor with 1.8 percent share, or 18,191 birds.

**TECHNICAL NOTES**

**Poultry-** A collective term for all domesticated avian for the purpose of food consumption or, the carcasses of such avian are processed for human consumption.

**Slaughterhouse/ Poultry Dressing Plant-** The premises that are approved and registered by a controlling authority in which food animals are slaughtered/dressed for human consumption.

**Volume of Production-** The number of tended/raised animals disposed for slaughter/dressing including animals shipped-out for slaughter/dressing (in “head/bird” and in “liveweight equivalent”).

**Animal Inventory**-The actual number of animals (in head/bird) present in the farm as of a specific reference date regardless of ownership.

**Broiler**- Strains of foreign breeds of chicken, especially raised for meat purposes only.

**Layer**- Foreign strain chicken regardless of age, raised mainly for egg production.

**Native/Improved Chicken**- A common backyard fowl that is a mixture of native breeds and foreign breeds which includes Banaba, Bolinao, Kabir, Bantam, Paraoakan, and Heritage Chicken.

**NELIDA B. LOSARE**

*Chief Statistical Specialist/*

*Provincial Statistics Officer*