

# SPECIAL RELEASE

## Guimaras' Death Statistics: 2023 vs 2024

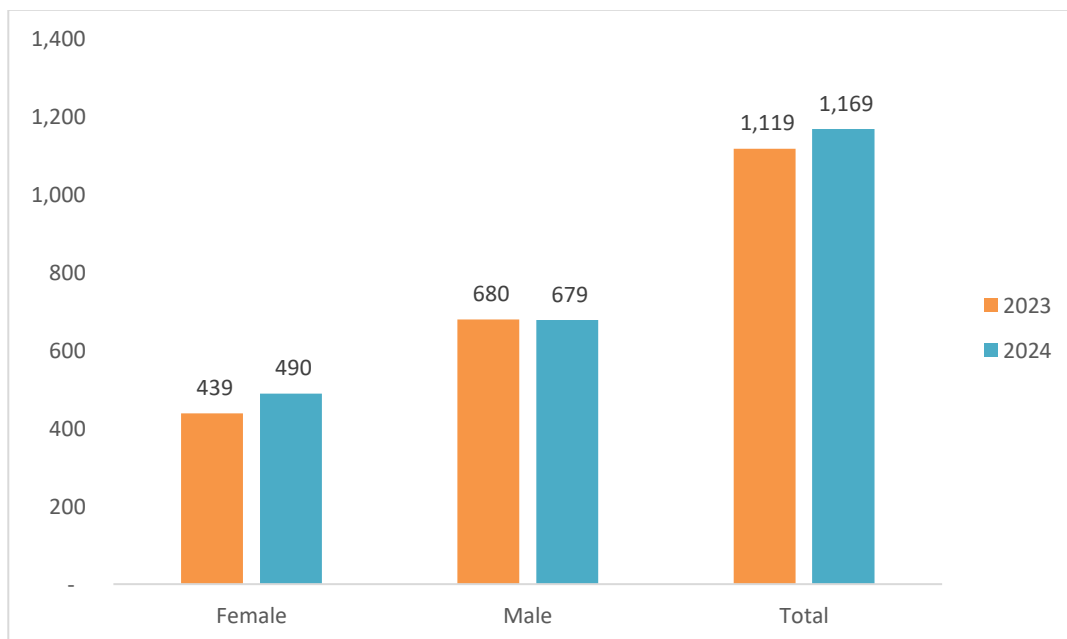
Date of Release: 31 January 2025  
Reference No. 25PSA-0679-SR14

### EXPLANATORY NOTE

*The data on the number of deaths presented in this release were obtained from the vital events registered, either timely or belatedly, at the appropriate Office of the Municipal Civil Registrars of Guimaras and forwarded to the Philippine Statistics Authority. The information presented includes the vital events that occurred from the period of January to December 2023 and 2024. The vital events of Filipinos whose usual residence is abroad and foreign nationals with vital events occurring in the country during the reference period were included in this report.*

According to the data generated from the Decentralized Vital Statistics System (DVSS) of the Philippine Statistics Authority (PSA) Guimaras Provincial Statistical Office, the province of Guimaras registered 1,169 death cases in 2024. Of these deaths, 58.08 percent or 679 deaths were male and 41.92 percent, or 490 deaths were female, with a gender gap of 16.70 percent or a sex ratio of 139 males to every 100 females. (Figure 1)

**Figure 1. Comparative Registered Deaths in Guimaras: 2023 & 2024**



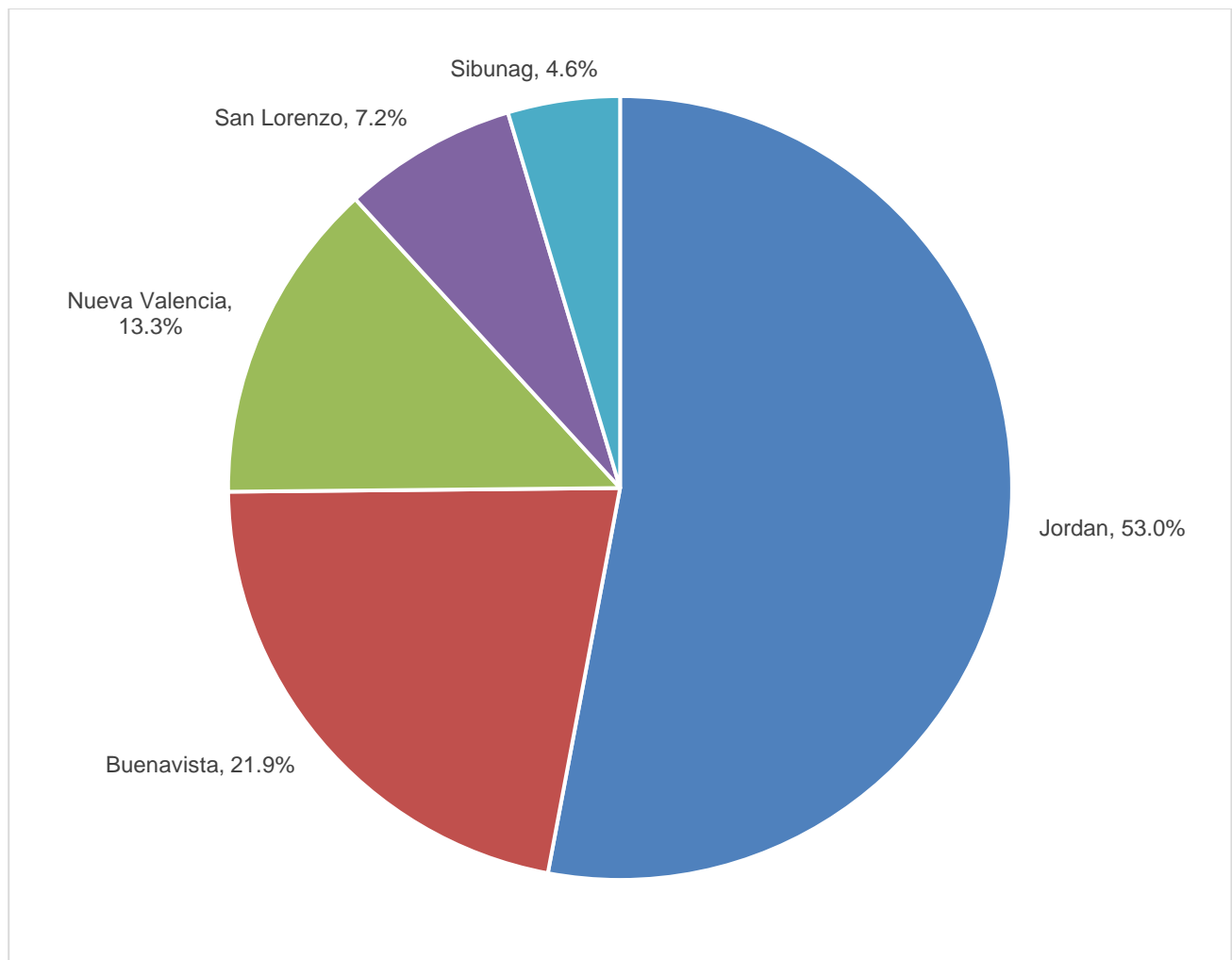
Source: Decentralized Vital Statistics System (DVSS)- Philippine Statistics Authority (PSA)- Guimaras

In 2024, the total number of registered deaths rose by 4.47 percent compared to 2023, increasing from 1,119 deaths in 2023 to 1,169 deaths in 2024. Female deaths saw a significant rise of 11.62 percent, climbing from 490 in 2023 to 679 in 2024. In contrast, male deaths experienced a slight decline, decreasing by one death case, or 0.15 percent, in 2024.

**Registered Deaths by Municipality in Guimaras: 2024**

In 2024, the municipality of Jordan recorded the highest number of deaths in Guimaras, accounting for 53.0 percent with 619 registered deaths. Buenavista followed with 256 deaths, making up 21.9 percent of the total. Nueva Valencia ranked third, contributing 13.3 percent. Sibunag had the lowest number, with just 54 deaths, or 4.6 percent, while San Lorenzo recorded 7.2 percent of the total deaths.

**Figure 2. Registered Deaths by Place of Occurrence, Guimaras: 2024**



Source: Decentralized Vital Statistics System (DVSS)- Philippine Statistics Authority (PSA)- Guimaras

## Jordan records highest death cases in 2024

Only two municipalities in Guimaras recorded an increase in the number of registered death cases in 2024, Jordan which posted the highest increment of 16.57 percent, and Buenavista by 2.40 percent.

Meanwhile, the following municipalities recoded declines in 2024:

- Nueva Valencia, with 12.85 percent decline;
- Sibunag with 18.18 percent decline; and
- San Lorenzo which dropped by 9.68 percent.

**Table 1. Comparative Registered Deaths by Municipality: 2024**

MUNICIPALITY	2023	2024	GROWTH RATE (in percent)
<b>GUIMARAS</b>	<b>1,119</b>	<b>1,169</b>	<b>4.47</b>
Buenavista	250	256	2.40
Jordan	531	619	16.57
Nueva Valencia	179	156	-12.85
San Lorenzo	93	84	-9.68
Sibunag	66	54	-18.18

*Source: Decentralized Vital Statistics System (DVSS)- Philippine Statistics Authority (PSA)- Guimaras*

## More males died in Guimaras in 2024

**Table 2. Registered Deaths by Municipality, by Sex, Gender Gap, and Sex Ratio: 2024**

Province/ Municipality	Both Sexes	Female	Male	Gender Gap	Sex Ratio M:F (F=100)
<b>GUIMARAS</b>	<b>1,169</b>	<b>490</b>	<b>679</b>	<b>16.17%</b>	<b>139</b>
Buenavista	256	125	131	2.34%	105
Jordan	619	237	382	23.42%	161
Nueva Valencia	156	64	92	17.95%	144
San Lorenzo	84	39	45	7.14%	115
Sibunag	54	25	29	7.41%	116

*Source: Decentralized Vital Statistics System (DVSS)- Philippine Statistics Authority (PSA)- Guimaras*

*Note: Negative (-) gender gap means more females than males*

More males died in Guimaras in 2024 with a gender gap of 16.17 percent or a sex ratio of 139 males for every 100 females.

All municipalities registered more male death cases than females, as shown in Table 2. Jordan recorded the largest gender gap at 23.42 percent, corresponding to a sex ratio of 161 males per 100 females.

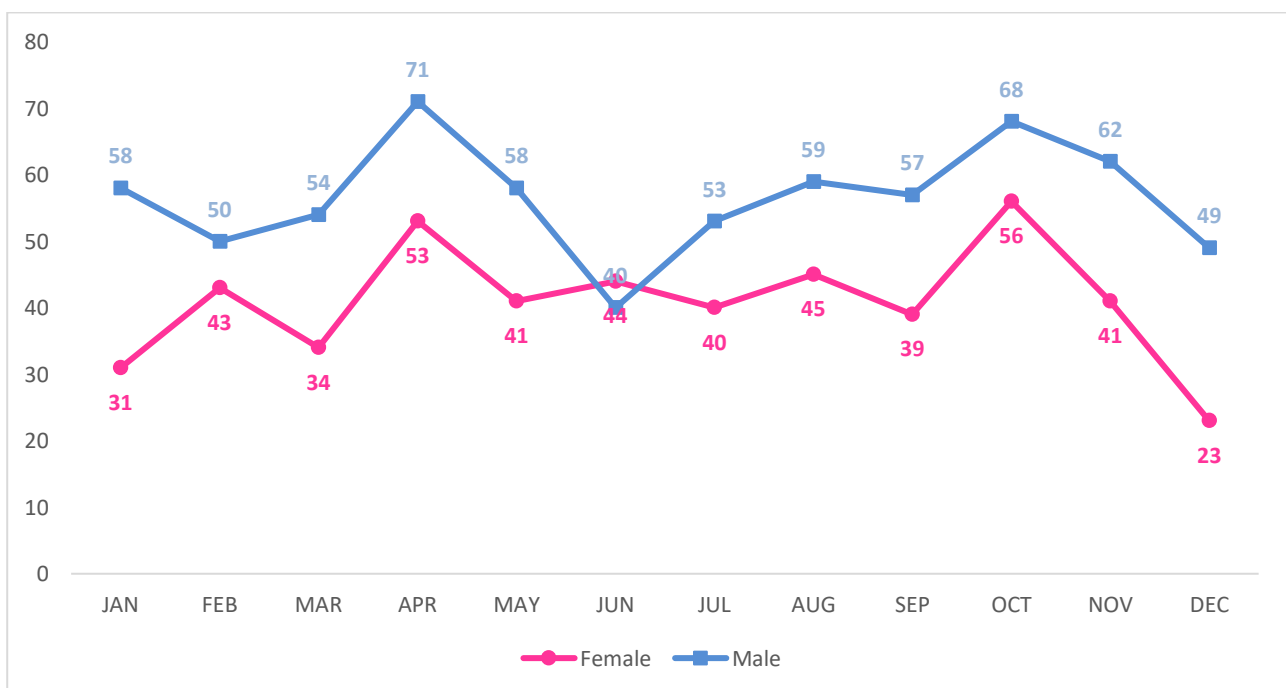
### **Registered Deaths by Month of Occurrence**

Throughout 2024, registered male deaths consistently outnumbered female deaths for eleven months, reflecting a male majority for most of the year. April and October saw the highest number of deaths for both genders, each recording 124 cases. While male deaths exceeded female deaths in every month except June, the overall trend remained in favor of a male majority.

The highest number of male deaths occurred in April with 71 cases, while the lowest was in December with just 49 deaths.

For female deaths, October recorded the highest number with 56 cases, while December had the fewest, with only 23 deaths.

**Figure 3. Monthly Registered Deaths by Sex in Guimaras: 2024**



Source: Decentralized Vital Statistics System (DVSS)- Philippine Statistics Authority (PSA)- Guimaras

## TECHNICAL NOTES

**Vital Statistics** – are derived from information obtained at the time when the occurrences of vital events and their characteristics are inscribed in civil register. Vital acts and events are the birth, death and marriages, and all such events that have something to do with an individual's entrance and departure from life together with the changes in civil status that may occur to a person during his lifetime. Recording of these events in the civil register is known as a vital or civil registration and the resulting documents are vital records.

**Death** - refers to the permanent disappearance of all evidence of life at any time after live birth has taken place (postnatal cessation of vital function without capability of resuscitation).

**NELIDA B. LOSARE**

*Chief Statistical Specialist/  
Provincial Statistics Officer*