

SPECIAL RELEASE

Livestock Statistics in Guimaras: 1st Semester 2024

Date of Release: 28 January 2025
Reference No. 25PSA-0679-SR12

EXPLANATORY NOTE

This special release presents the preliminary result of the 2024 1st Semester Livestock Volume of Production and Inventory. The data for the 1st Semester of 2023 were also included to analyze the changes and compare the province's livestock and poultry production volume and inventory. The information presented in this special release was taken from www.openstat.psa.gov.ph, analyzed, and presented in tables and charts.

Lower Cattle and Hog production in the first semester of 2024

Two of the four livestock animal types in Guimaras recorded decrements in production during the first semester of 2024 compared with the same quarter last year. Cattle production, estimated at 342.20 metric tons for the 1st semester of 2024, declined by 16.56 percent against the 410.14 metric tons production in the 1st semester of 2023. Similarly, Hog production decreased by 57.61 percent, from 2,452.37 metric tons in the 1st semester of 2023 to 1,039.62 metric tons in the 1st semester of 2024.

In contrast, Carabao production grew by 37.48 percent in the same period, registering 80.18 metric tons. Goat production also recorded an increase of 8.49 percent, or a production of 79.97 metric tons, compared to the previous year's 73.71 metric tons. (Table 1)

Table 1. Livestock Volume of Production by Animal Type, Guimaras: 1st Semester 2023 and 2024 (in metric tons)

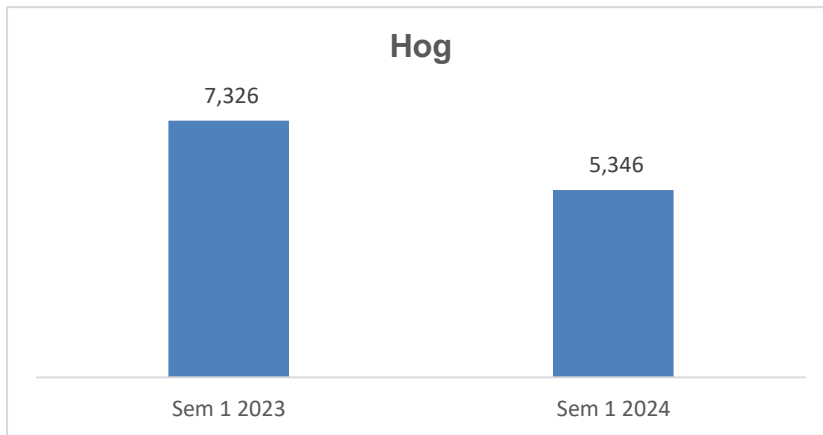
Commodity	Sem 1 2023	Sem 1 2024	Percent Change
Carabao	58.32	80.18	37.48
Cattle	410.14	342.20	-16.56
Hog	2,452.37	1,039.62	-57.61
Goat	73.71	79.97	8.49

Source: Philippine Statistics Authority

Lesser Hogs slaughtered in slaughterhouses in the first semester of 2024

In the first semester of 2024, 5,346 heads of Hog were slaughtered in slaughterhouses in Guimaras with a decrease of 27.03 percent or a difference of 1,980 heads from the same period last year.

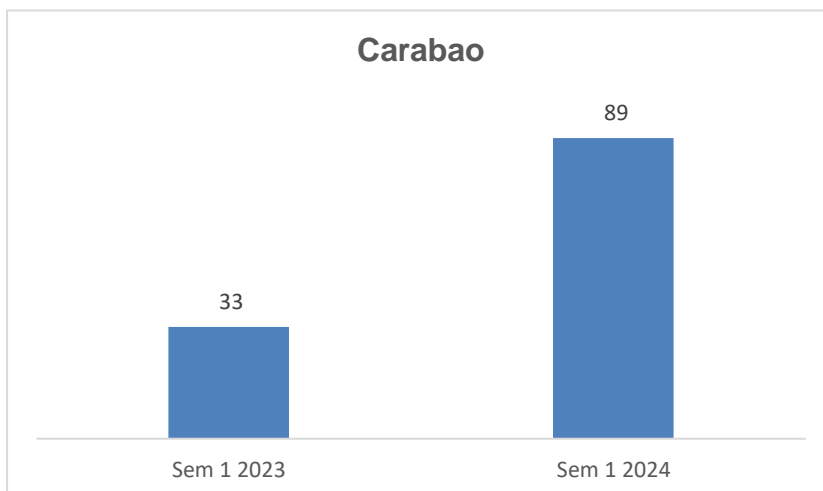
Figure 1. Hogs Slaughtered in Slaughterhouses, Guimaras: 1st Semester 2023 and 2024



Source: Philippine Statistics Authority

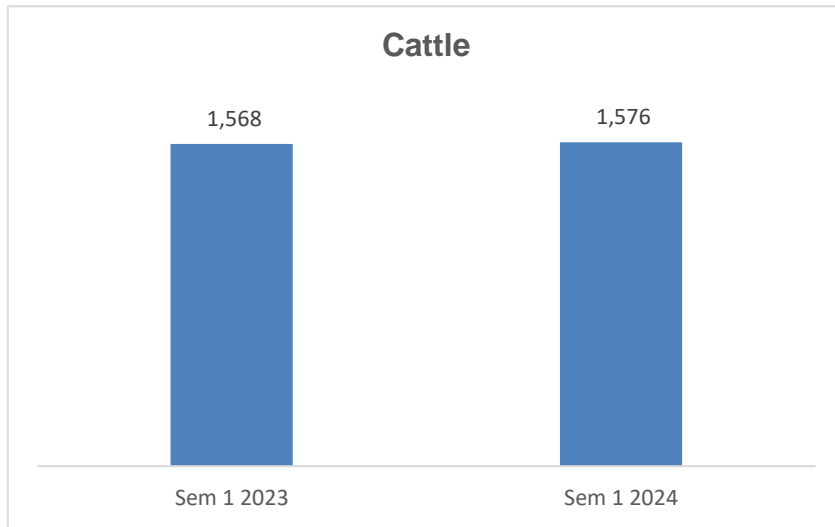
On the other hand, the number of slaughtered carabaos in Guimaras increased by 169.70 percent in the first semester of 2024 compared to the same period last year, rising from 33 heads to 89 heads.

Figure 2. Carabao Slaughtered in Slaughterhouses, Guimaras: 1st Semester 2023 and 2024



Source: Philippine Statistics Authority

Figure 3. Cattle Slaughtered in Slaughterhouses, Guimaras: 1st Semester 2023 and 2024



Source: Philippine Statistics Authority

Furthermore, the number of cattle slaughtered in slaughterhouses increased by 8 heads, or 0.51 percent, in the first semester of 2024, compared to the 1,568 heads recorded during the same period in 2023.

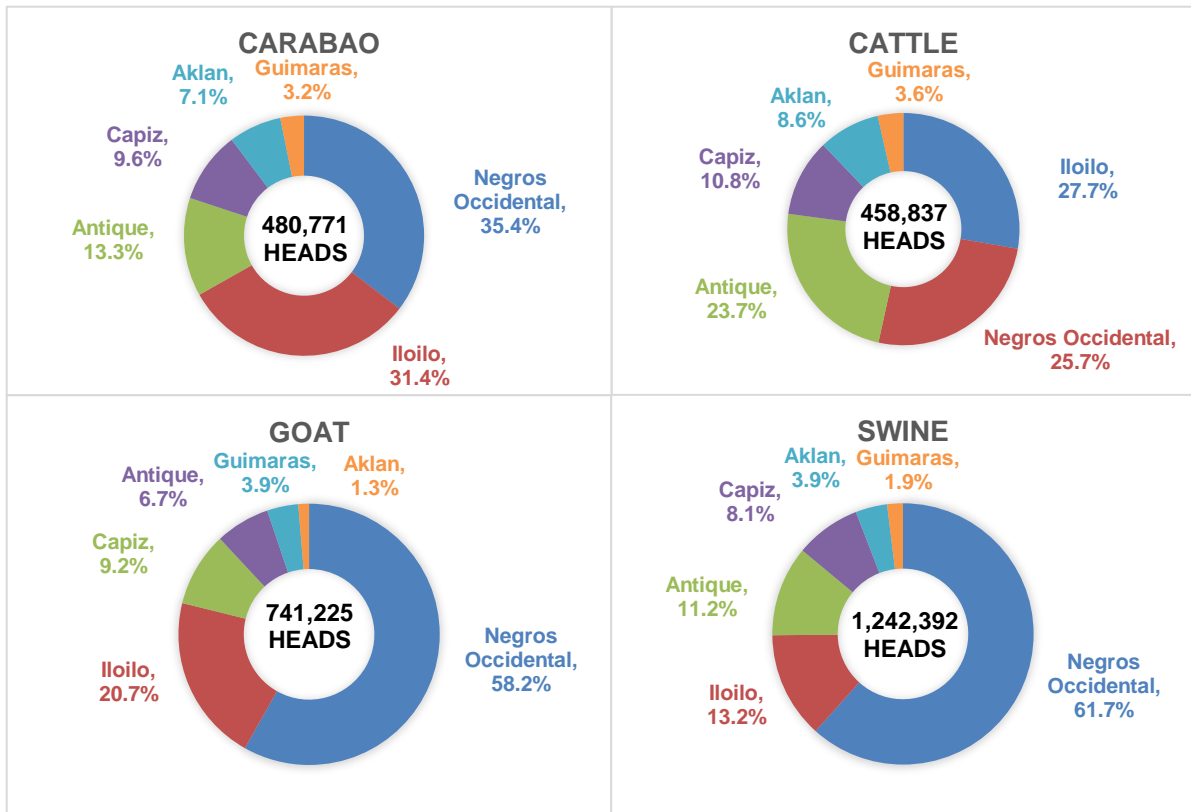
Negros Occidental, Iloilo contributed more than half to the region's Livestock inventory

Carabao inventory in Western Visayas as of 01 July 2024 was recorded at 480,771 heads, with Negros Occidental and Iloilo sharing 35.4 percent and 31.4 percent, respectively. Meanwhile, Cattle inventory was estimated at 458,837 heads of which 127,138 heads or 27.7 percent were from Iloilo. This was followed by Negros Occidental and Antique with 118,098 heads and 108,578 heads, or 25.7 percent and 23.7 percent share, respectively.

Moreover, Goat Inventory was estimated at 741,225 heads during the same reference period. Negros Occidental accounted for more than half or 58.2 percent of the Goat inventory in Western Visayas. This was followed by Iloilo with 153,207 heads at 20.7 percent.

In the same period, Western Visayas registered the Swine inventory at 1,242,392 heads, with the share of Negros Occidental at 61.7 percent or 766,199 heads. Meanwhile, Iloilo and Antique accounted for 13.2 percent and 11.2 percent, respectively. (Figure 4)

Figure 4. Percent Distribution of Livestock Inventory by Animal Type and by Province, Guimaras: as of 01 July 2024 (in heads)



Source: Philippine Statistics Authority

TECHNICAL NOTES

Livestock - Farm animals are kept or raised for consumption and work. For purposes of census and surveys, livestock covers only those that were tended and raised by the household, and establishments.

Slaughterhouse/ Poultry Dressing Plant - The premises that are approved and registered by a controlling authority in which food animals are slaughtered/dressed for human consumption.

Volume of Production-The number of tended/raised animals disposed for slaughter/dressing including animals shipped-out for slaughter/dressing (in “head/bird” and in “liveweight equivalent”).

Animal Inventory - The actual number of animals (in head/bird) present in the farm as of a specific reference date regardless of ownership.

NELIDA B. LOSARE

*Chief Statistical Specialist/
Provincial Statistics Officer*