

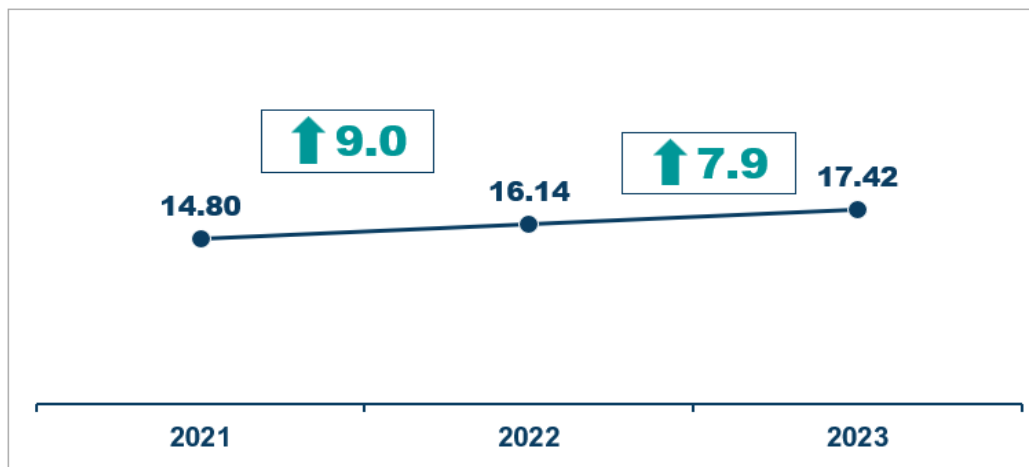
# SPECIAL RELEASE

## Guimaras' 2023 Economic Performance

Date of Release: December 9, 2024

Reference No. 2024-50

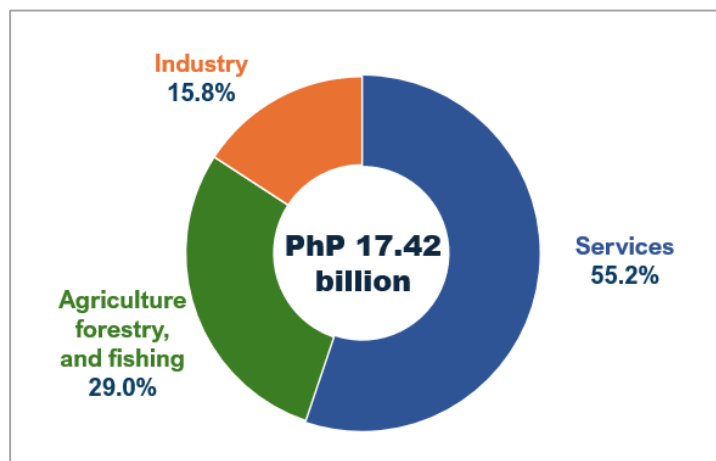
### Gross Domestic Product: Guimaras In Terms of Level (in Billion PhP) and Growth Rate (in Percent) At Constant 2018 Prices: 2021 to 2023



Source: Philippine Statistics Authority, Provincial Product Accounts

The economy of Guimaras in 2023 grew by 7.9 percent. This represents an increase in the value of the Gross Domestic Product (GDP) from 16.14 billion pesos in 2022 to 17.42 billion pesos in 2023. The 2023 growth was slower than the recorded 9.0 percent in the previous year.

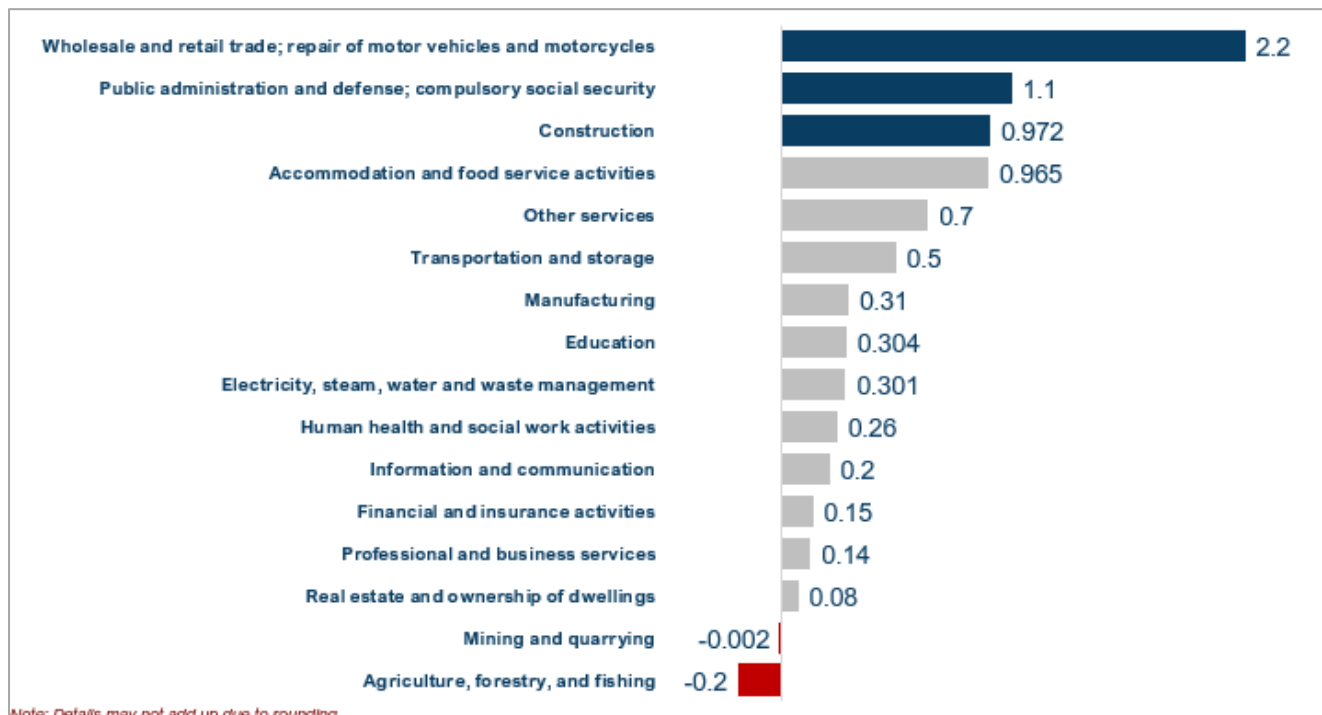
### Gross Domestic Product: Guimaras In Terms of Level (in Billion PhP) and Growth Rate (in Percent) At Constant 2018 Prices: 2023



Source: Philippine Statistics Authority, Provincial Product Accounts

Services had the biggest share, accounting for 55.2 percent of the total economy of Guimaras. Agriculture, forestry, and fishing followed, with a share of 29.0 percent. Meanwhile, Industry had a share of 15.8 percent.

**Gross Domestic Product: Guimaras  
In Terms of Level (in Billion PhP) and Growth Rate (in Percent)  
At Constant 2018 Prices: 2022-2023**



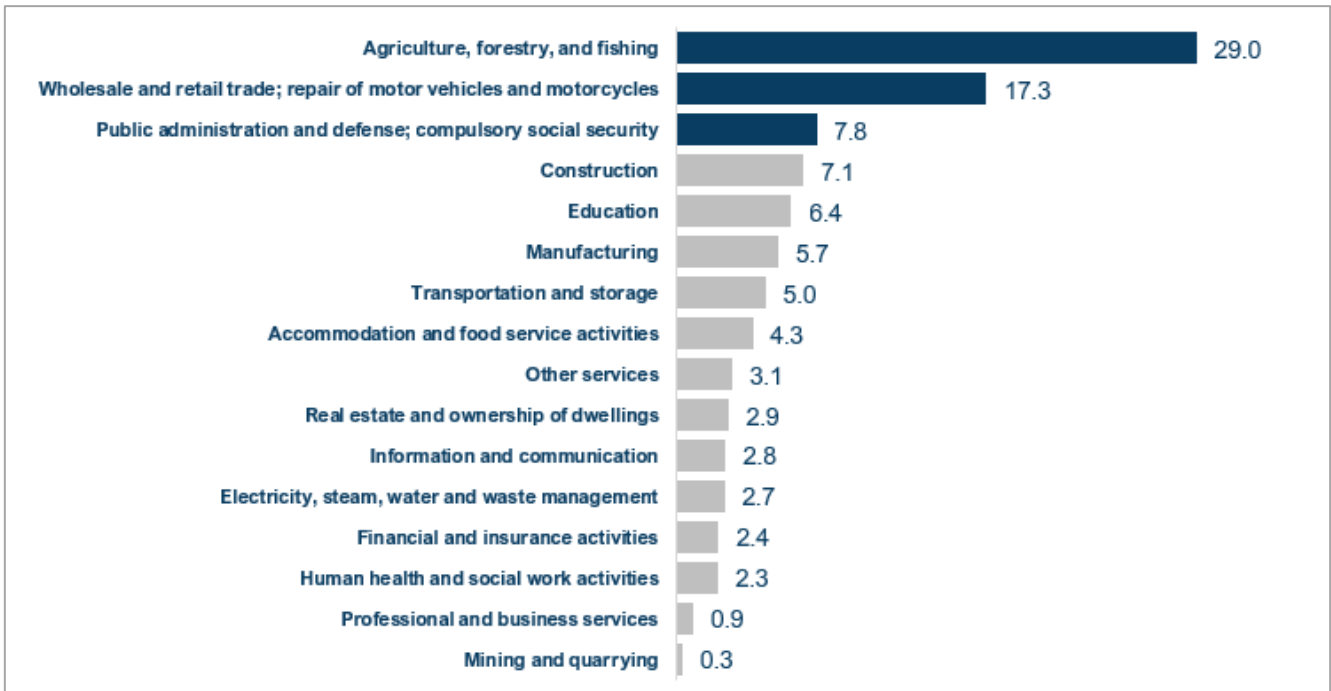
Source: Philippine Statistics Authority, Provincial Product Accounts

In terms of performance of the 16 production industries, all contributed positively to the growth of the economy except for Mining and quarrying; and Agriculture, forestry, and fishing.

The top contributors to the 7.9 percent growth were Wholesale and retail trade; repair of motor vehicles and motorcycles, which contributed 2.2 percentage points; Public Administration and Defense; compulsory social security, with 1.1 percentage points; and Construction, which contributed 0.972 percentage point.

Meanwhile, the top 3 fastest growing industries were Accommodation and food service activities with 26.6 percent growth; Other services with 25.4 percent growth; and Professional and business services with 15.8 percent growth.

**Economic Structure: Guimaras  
In Terms of Share (in Percent), At Constant 2018 Prices: 2023**

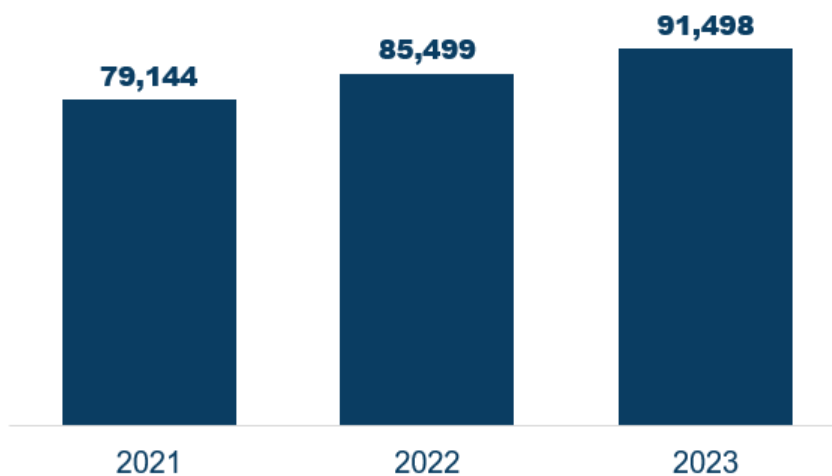


*Source: Philippine Statistics Authority, Provincial Product Accounts*

Among the 16 industries in the province, Agriculture, forestry, and fishing ranked 1<sup>st</sup> with a share of 29.0 percent. This was followed by Wholesale and retail trade; repair of motor vehicles and motorcycles with 17.3 percent share, and Public administration and defense; compulsory social security with 7.8 percent share.

These top 3 industries contributed more than half or 54.1 percent of the total economy of the province.

**Per Capita GDP of Guimaras  
In Terms of Level (in PhP) and Growth Rate  
At Constant 2018 Prices: 2021 to 2023**

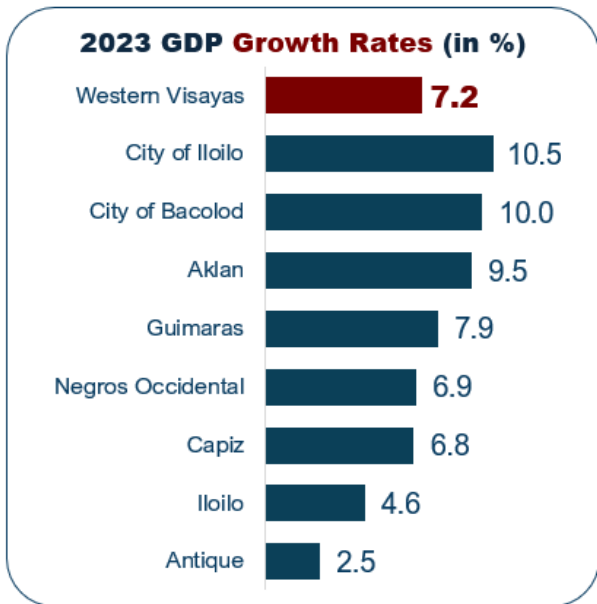


*Source: Philippine Statistics Authority, Provincial Product Accounts*

Per capita GDP is the estimated average contribution of each individual to the total Gross Domestic Product. It is computed by dividing the GDP of the Province by the total population of the province.

The Per Capita GDP of Guimaras was estimated at 91,498 pesos in 2023, which was 7.0 percent higher than the 85,499 pesos recorded in 2022.

**Performance of Guimaras vis-a-vis Other Economies in Western Visayas At Constant 2018 Prices**




Source: Philippine Statistics Authority, Provincial Product Accounts

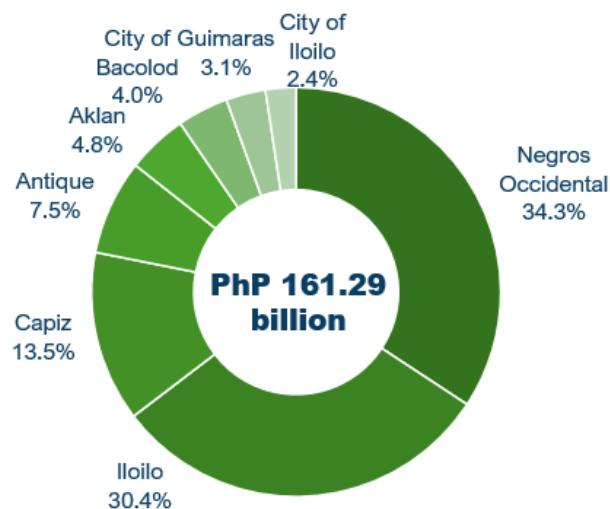
In 2023, the region’s economy grew by 7.2 percent. Of the six Provinces and 2 HUCs in the Region, City of Iloilo recorded the fastest growth at 10.5 percent. This was followed by the City of Bacolod and Aklan province with growths of 10.0 percent and 9.5 percent, respectively. Guimaras came in 4th with 7.9 percent growth. These were also faster than the region’s growth rate.

In 2023, the region’s economy was valued at 1.02 trillion pesos. Looking at the share of the provinces and HUCs, Guimaras had the least share of 1.7 percent to the economy of Region VI (being the smallest and the youngest province of the region). Meanwhile, Negros Occidental had the biggest share of 25.7 percent.

## Agriculture Forestry and Fishing



**Share to 2023 Region's AFF**

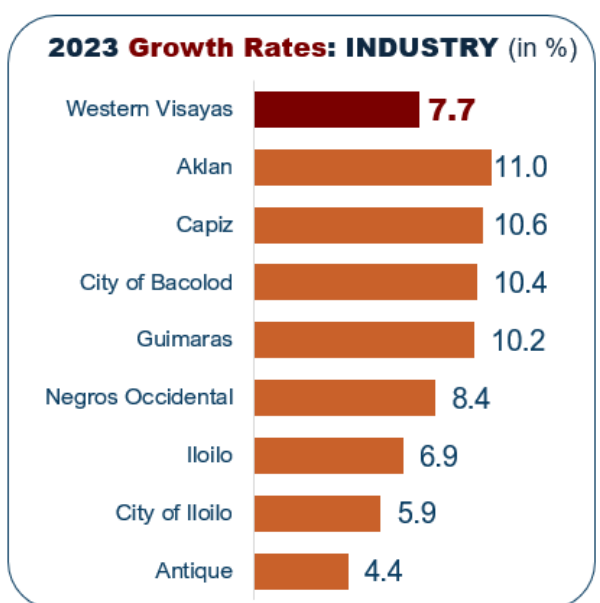


Source: Philippine Statistics Authority, Provincial Product Accounts

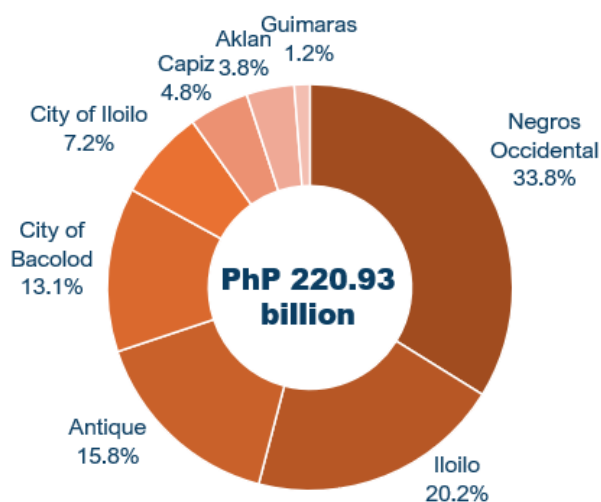
In 2023, the regions' AFF posted a decline of 3.7 percent. Among the six provinces and two HUCs in Western Visayas, only Negros Occidental and City of Bacolod recorded growths of 5.8 percent and 2.0 percent, respectively.

Moreover, Guimaras posted a decline of 0.7 percent. Looking at the share of the provinces and HUCs to the total AFF of the region, the province of Guimaras had a share of 3.1 percent. Meanwhile, Negros Occidental had the biggest share of 34.3 percent.

## Industry



**Share to 2023 Region's INDUSTRY**



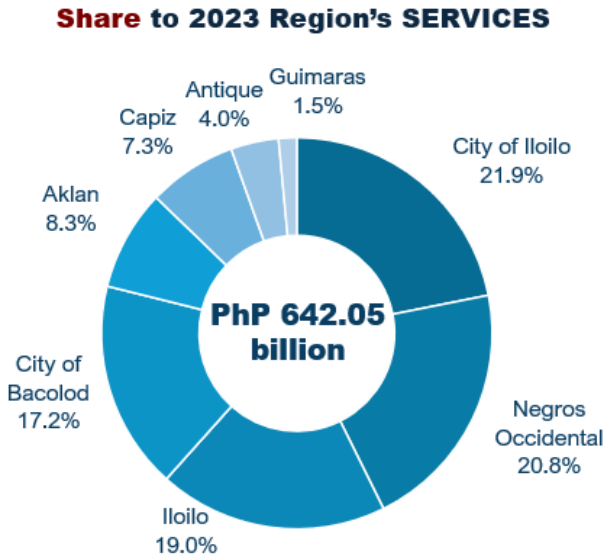
Note: Details may not add up due to rounding

Source: Philippine Statistics Authority, Provincial Product Accounts

In 2023, the region’s Industry grew by 7.7 percent. Of the six Provinces and 2 HUCs in Region VI, Aklan recorded the fastest growth at 11.0 percent. This was followed by the province of Capiz with 10.6 percent growth, the City of Bacolod with 10.4 percent growth, and Guimaras province with a growth of 10.2 percent.

In terms of the share of the provinces and HUCs to total Industry of the Region, Guimaras had a share of 1.2 percent. Meanwhile, the province of Negros Occidental had the biggest share of 33.8 percent.

**Services**

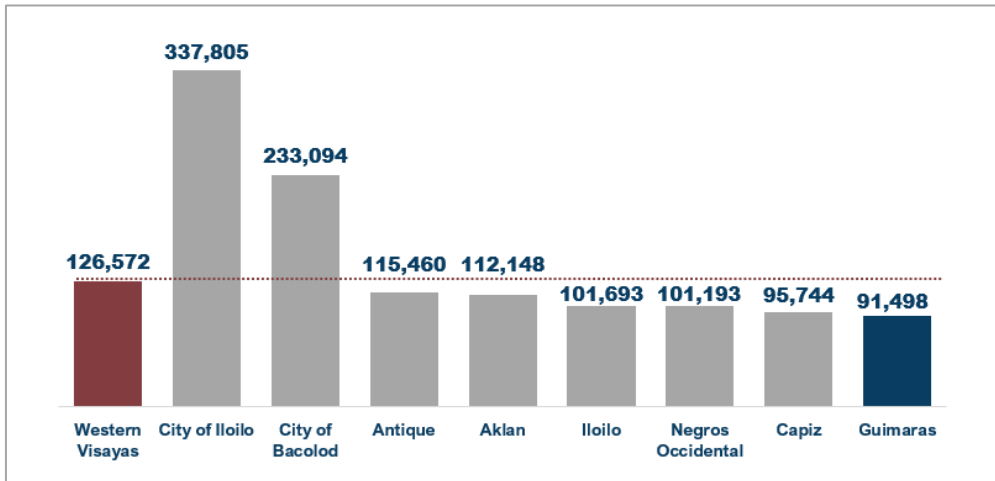


Source: Philippine Statistics Authority, Provincial Product Accounts

In 2023, Services in the region posted a growth of 10.2 percent. Of the six Provinces and two HUCs in the region, Guimaras recorded the fastest growth at 12.4 percent. This was followed by Aklan and City of Iloilo with growths of 11.6 percent and 11.4 percent, respectively.


Looking at the share of the provinces and HUCs to total Services of the Region, Guimaras had the least share of 1.5 percent. Meanwhile, the City of Iloilo had the biggest share of 21.9 percent.

**Per Capita GDP of the Economies in Western Visayas  
In Terms of Level (in PhP), At Constant 2018 Prices: 2023**



*Source: Philippine Statistics Authority, Provincial Product Accounts*

In terms of per capita GDP, City of Iloilo had the highest per capita of 337,805 pesos. This was followed by the City of Bacolod with 233,094 pesos. Only the two HUCs recorded per capital GDP higher than the regional level. Moreover, none of the provinces surpassed the per capita level of the region. Guimaras had the least with 91,498 per Capita GDP.

  
**NELIDA B. LOSARE**  
*Provincial Statistics Officer*