

SPECIAL RELEASE

LIVESTOCK AND POULTRY SITUATION REPORT

Aklan: 2023

Date of Release: 25 September 2024

Reference No. SR2024-0604-015

Decline in Livestock and Poultry Production

The livestock and poultry production of Aklan was estimated at 36,267.14 metric tons for the year 2023, reflecting a decrease of 2.32 percent from the 37,130.13 metric tons produced in 2022. Of the total production, livestock contributed 51.9 percent, amounting to 18,809.21 metric tons, while poultry accounted for 48.1 percent or 17,457.93 metric tons.

Livestock production decreases

In 2023, the estimated livestock production was 18,809.21 metric tons, indicating a decline of 17.51 percent from 22,802.99 metric tons in 2022. Of the total livestock production, carabao accounted for 5.27 percent or 992.08 metric tons. Cattle production made up 17.19 percent or 3,233.45 metric tons. Hog production was the largest contributor at 76.64 percent or 14,416.08 metric tons, while goat production accounted for 0.89 percent or 167.61 metric tons.

Figure 1. Volume of Production of Livestock, Aklan: 2022 and 2023

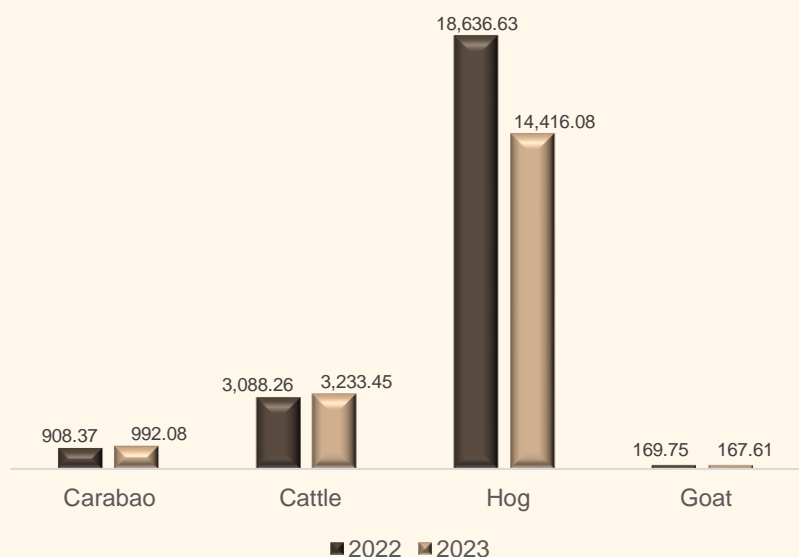
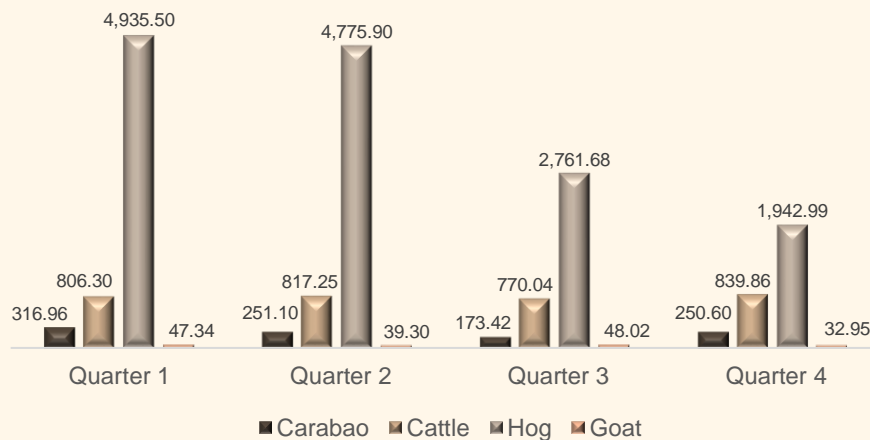


Figure 2. Production of Livestock by Quarter, Aklan: 2023



Moreover, the highest production of livestock in 2023 was recorded during the 1st quarter, reaching 6,106.10 metric tons. Among this, hog production led the way with 4,935.50 metric tons, representing 80.83 percent of the total quarterly livestock production. This was followed by cattle production with 806.30 metric tons (13.20%), carabao at 316.96 metric tons (5.19%), and goat at 47.34 metric tons (0.78%).

Poultry production increases

In 2023, the estimated poultry production was 17,457.93 metric tons, indicating a growth of 21.85 percent from 14,327.14 metric tons in 2022. Of the total poultry production, chicken contributed 85.90 percent or 14,996.03 metric tons. Chicken egg production made up 12.67 percent or 2,212.33 metric tons. Duck production accounted for 0.36 percent or 63.25 metric tons, while duck egg production accounted for 1.07 percent or 186.32 metric tons.

Figure 3. Volume of Production of Poultry (in metric tons), Aklan: 2022 and 2023

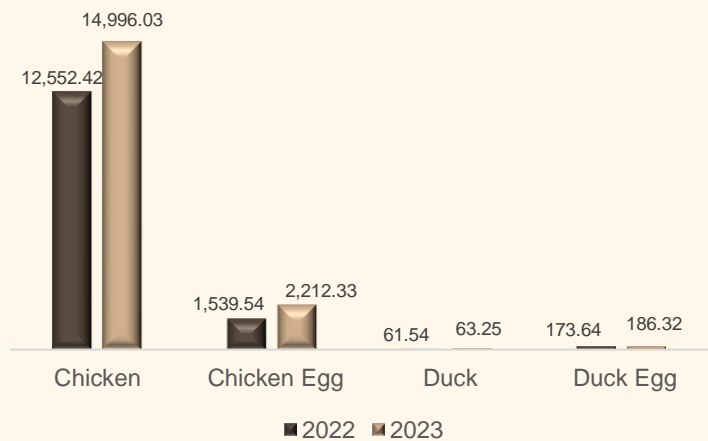
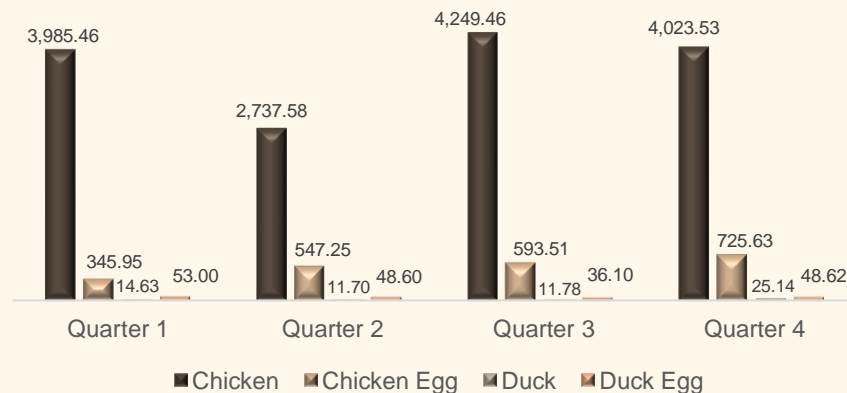


Figure 4. Production of Livestock (in metric tons) by Quarter, Aklan: 2023



Moreover, the highest production of poultry in 2023 was recorded during the 3rd quarter with 4,890.85 metric tons. Among this, chicken had the highest production at 4,249.46 metric tons, accounting for 86.89 percent of the total quarterly poultry production. This is followed by chicken egg at 593.51 metric tons (12.14%), carabao at 11.78 metric tons (50.24%), and goat at 36.10 metric tons (0.74%).

Table 1. Volume of Production of Livestock and Poultry, Aklan: 2022 and 2023

Subsectors	Volume of Production (in metric tons)		Growth Rates
	2022	2023	
Total	37,130.13	36,267.14	(2.32)
Livestock	22,802.99	18,809.21	(17.51)
Carabao	908.37	992.08	9.22
Cattle	3,088.26	3,233.45	4.70
Hog	18,636.63	14,416.08	(22.65)
Goat	169.75	167.61	(1.26)
Poultry	14,327.14	17,457.93	21.85
Chicken	12,552.42	14,996.03	19.47
Chicken Egg	1,539.54	2,212.33	43.70
Duck	61.54	63.25	2.78
Duck Egg	173.64	186.32	7.30

Table 2. Volume of Production of Livestock by Quarter, Aklan: 2023

Livestock	2023
Quarter 1	6,106.10
Carabao	316.96
Cattle	806.30
Hog	4,935.50
Goat	47.34
Quarter 2	5,883.55
Carabao	251.10
Cattle	817.25
Hog	4,775.90
Goat	39.30
Quarter 3	3,753.16
Carabao	173.42
Cattle	770.04
Hog	2,761.68
Goat	48.02
Quarter 4	3,066.40
Carabao	250.60
Cattle	839.86
Hog	1,942.99
Goat	32.95

Table 3. Volume of Production of Poultry, Aklan: 2023

Poultry	2023
Quarter 1	4,399.04
Chicken	3,985.46
Chicken Egg	345.95
Duck	14.63
Duck Egg	53.00
Quarter 2	3,345.13
Chicken	2,737.58
Chicken Egg	547.25
Duck	11.70
Duck Egg	48.60
Quarter 3	4,890.85
Chicken	4,249.46
Chicken Egg	593.51
Duck	11.78
Duck Egg	36.10
Quarter 4	4,822.92
Chicken	4,023.53
Chicken Egg	725.63
Duck	25.14
Duck Egg	48.62

Explanatory Notes

The preliminary results of the Province of Aklan's 2023 Livestock and Poultry Volume of Production and Inventory are presented in this special release. To compare and assess the changes, the volume and inventory of livestock and poultry production in the province were also analyzed using the annual data from 2023 and 2022. This special release contains data that was collected, examined, and shown in tables and charts from www.openstat.psa.gov.ph.

TECHNICAL NOTES

Livestock

Farm animals are kept or raised for consumption and work. For purposes of census and surveys, livestock covers only those that are tended and raised by households and establishments.

Poultry

A collective term for all domesticated avian for the purpose of food consumption or, the carcasses of such avian are processed for human consumption.

Slaughterhouse/ Poultry Dressing Plant

The premises that are approved and registered by a controlling authority in which food animals are slaughtered/dressed for human consumption.

Volume of Production

The number of tended/raised animals disposed for slaughter/dressing including animals shipped-out for slaughter/dressing (in "head/bird" and in "liveweight equivalent").

Animal Inventory

The actual number of animals (in head/bird) present in the farm as of a specific reference date regardless of ownership.

Broiler

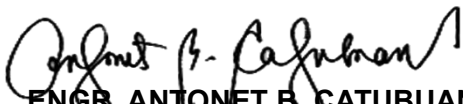
Strains of foreign breeds of chicken, especially raised for meat purposes only.

Layer

Foreign strain chicken regardless of age, raised mainly for egg production.

Native/Improved Chicken

A common backyard fowl that is a mixture of native breeds and foreign breeds which includes Banaba, Bolinao, Kabir, Bantam, Paroakan, and Heritage Chicken.


ENGR. ANTONET B. CATUBUAN
Chief Statistical Specialist
PSA Aklan