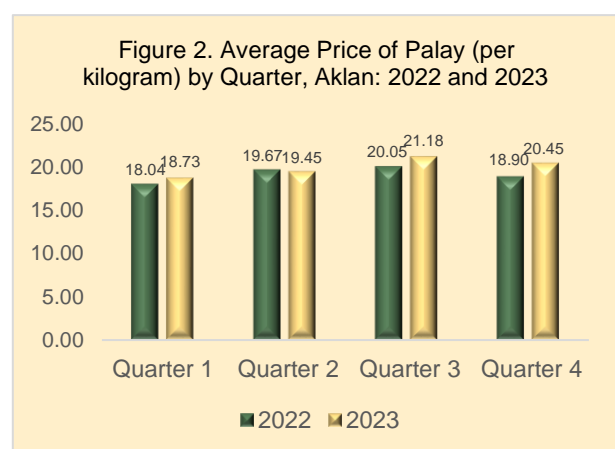
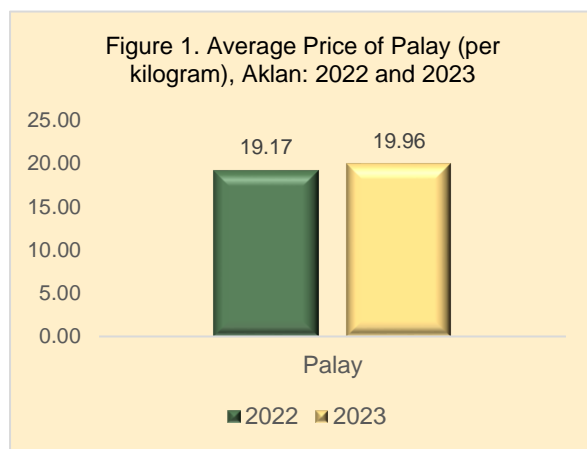


# SPECIAL RELEASE

## Farm Prices Statistics Aklan: 2023

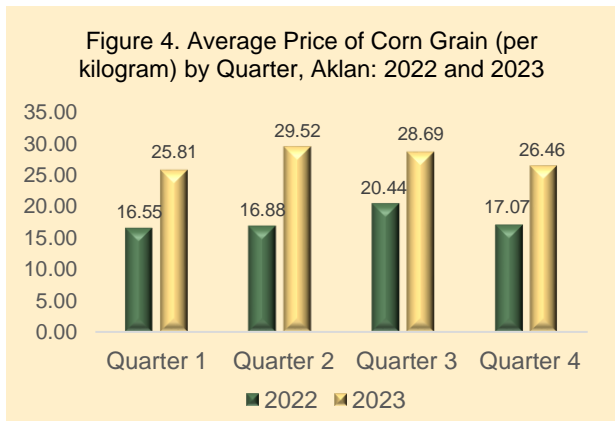
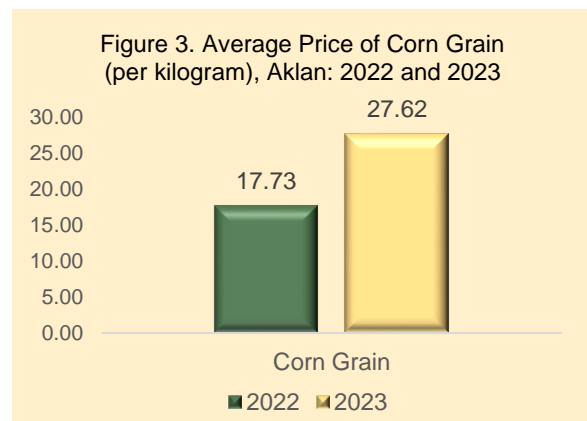
**Date of Release: 25 September 2024**  
Reference No. SR2024-0604-013

### Palay Price shifts up by 4.1% in 2023



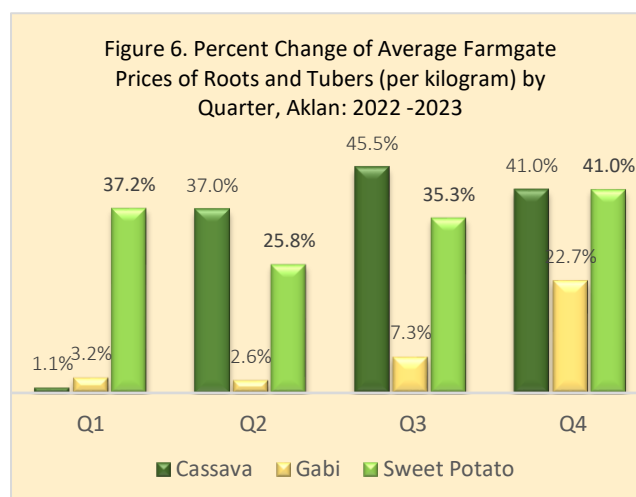
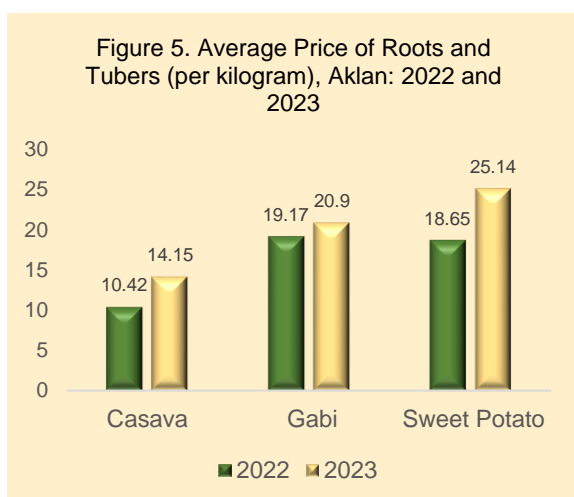
The average farmgate price of palay (other variety, dry) in the province of Aklan is recorded to be at ₱19.96 per kilogram in 2023. This increased by 4.1 percent from the ₱19.17 per kilogram in 2022. The highest price of palay was recorded during the 4th quarter of 2023 with ₱20.45 per kilogram. Within this quarter, the price peaked in the month of December with ₱21.57 per kilogram. This is 16.1 percent higher than the ₱18.58 per kilogram price of palay in December 2022.

### Corn price hike in June 2023



The average farmgate price of corn grain (maize; white, matured) is recorded at ₱27.62 per kilogram in 2023. This increased by 55.8 percent or more than half of its previous price of ₱17.73 per kilogram in 2022. The highest price of corn grain was recorded during the 2<sup>nd</sup> quarter with ₱29.52 per kilogram. Within this quarter, the price peaked in the month of June with ₱39.49 per kilogram. This posted a price hike of 138.6 percent compared to the ₱16.55 per kilogram price of palay in June 2022.

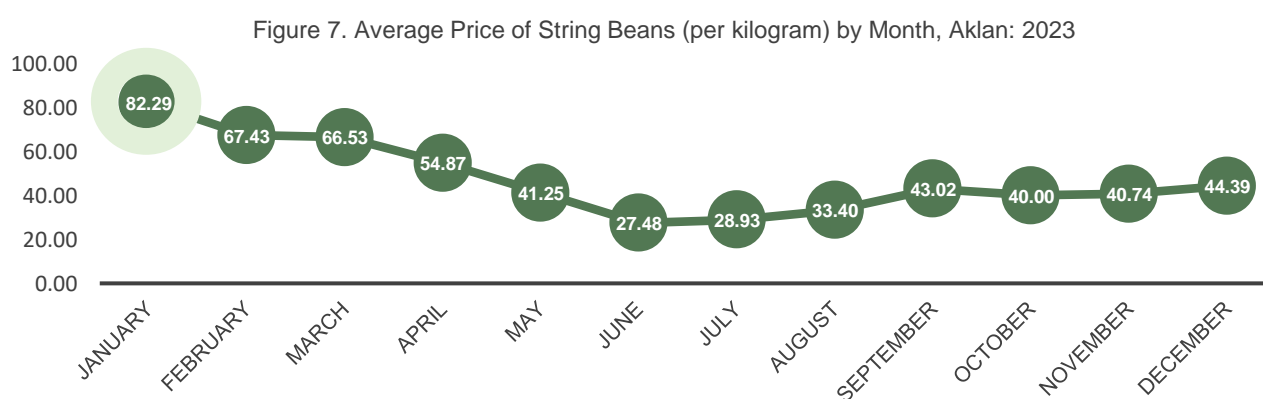
## Price of Roots and Tubers Increased



In the province of Aklan, average farm prices of roots and tubers which includes Cassava, fresh tubers for food, Gabi with stalk [Dasheen] and sweet potato showed an increase in 2023. Among the commodities mentioned, Cassava, fresh tubers for food displayed the highest increase in price at ₱14.15 per kilogram, this is 35.8 percent higher than its cost of ₱10.42 per kilogram in 2022. Immediately following the price increase is the sweet potato which could be bought at ₱25.14 per kilograms, it was 34.8 percent higher than ₱18.65 per kilogram price quotation in 2022. Similarly, Gabi with stalk [Dasheen] or Taro potato average price recorded at ₱20.9 per kilogram increased by 9.0 percent in 2023 from the ₱19.2 per kilogram the previous year.

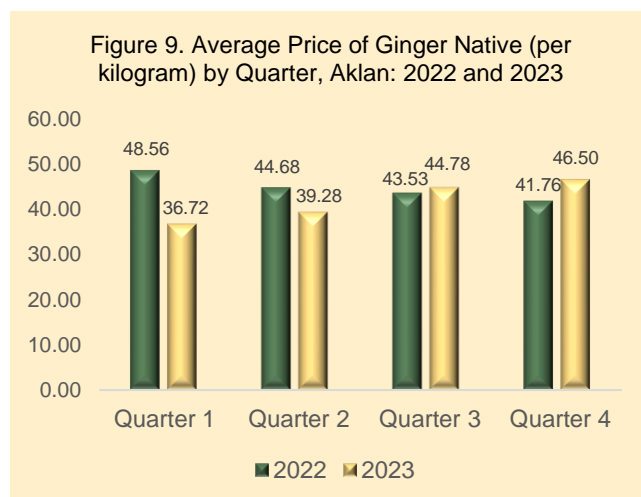
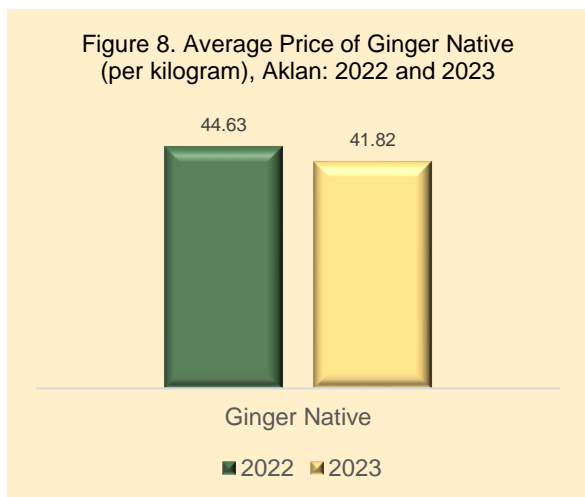
Furthermore, roots and tubers prices all exhibits positive growth in all quarters in 2023, however, highest price increase was posted by Cassava, fresh tubers for food during thw 3<sup>rd</sup> quarter where it cost ₱13.81 per kilogram, 45.5 percent higher than its price of ₱9.49 from the previous year.

## String Beans price at 47.53 Php



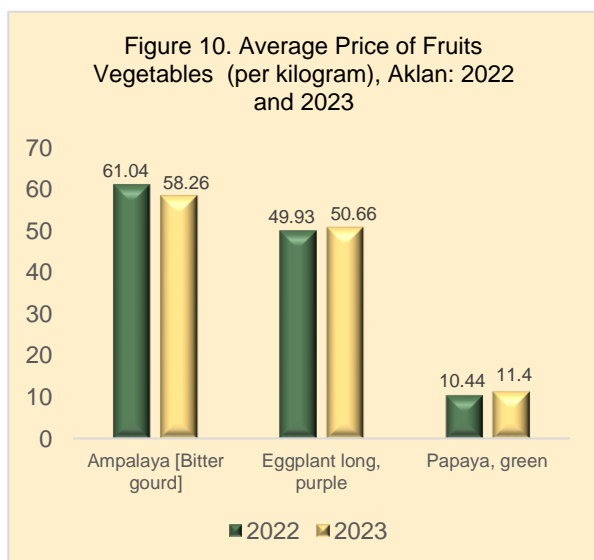
The average farmgate price of stringbeans is at ₱47.53 /kg in 2023, this increased by 29.7 percent from quotation of ₱41.19/kg in 2022. The highest price of string beans was recorded during the 1<sup>st</sup> quarter with an average of ₱72.1 per kilogram. Within this quarter, the price peaked in the month of January with ₱82.29 per kilogram. This is 34.4 percent higher than the ₱61.24 per kilogram price of string beans in same period of the previous year.

## Ginger Native Price inched down by 6.3% in 2023



The average farmgate price of ginger native is recorded to be at ₱41.82 per kilogram in 2023. This decreased by 6.3 percent from the ₱44.63 per kilogram in 2022. The highest price of ginger native was recorded during the 4<sup>th</sup> quarter with ₱46.50 per kilogram. Within this quarter, the price peaked in the month of November with ₱48.03 per kilogram. This is 27.9 percent higher than the ₱37.54 per kilogram price of ginger native in January 2022.

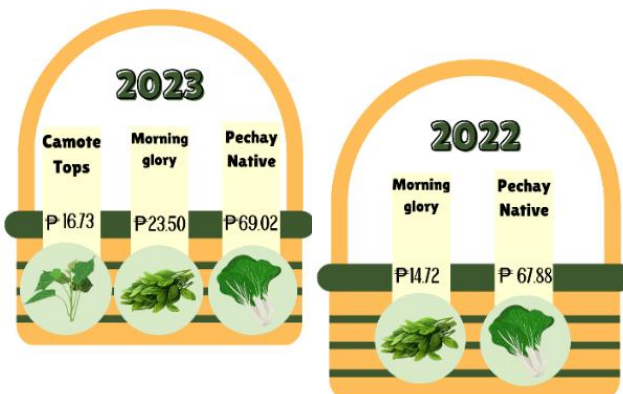
## Papaya Green cost a little bit more in 2023



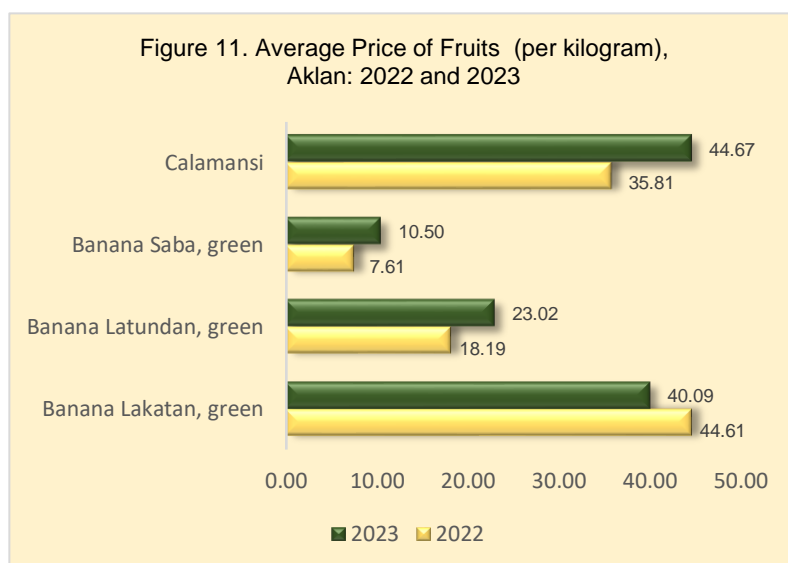
Among the fruit vegetables, average price of Papaya, green in Aklan is at ₱11.4 in 2023, 9.2 percent higher than its price of ₱10.4 the previous year. While Eggplant long, purple which costs ₱50.7/kg at farmgate slight inch up by 1.5 percent compared to ₱49.93/kg posted in the 2023. Oppositely, Ampalaya (bitter gourd) display a negative price growth of 4.6 percent from ₱61.04/kg in 2023 to ₱58.26/kg during the reference period.

In addition, prices of Ampalaya (bitter gourd) and Eggplant long, purple are reported highest during the first quarter of 2023. On the other hand, papaya green cost lowest during this period. Papaya green farmgate price posted the highest in the second quarter, specifically in the month of May.

For Leafy Vegetables, Kangkong (Morning glory) showed a 59.6 percent or almost 60 percent price hiked from ₱14.72/kg in 2022 to ₱23.5/kg in the reference year. Likewise, Pechay Native which costs ₱67.88/kg a year ago went up to ₱69.02/kg in 2022 obtaining an around 2 percent increased. Moreover, Camote tops is bought at farmgates price of ₱16.73 per kilogram in 2023.



## Fruits bought at higher prices in 2023



Farmgate price of Banana Saba, green moved up by 38 percent from the ₱7.61/kg quoted in 2022 to ₱10.50/kg in 2023. This was followed by Banana Latundan, green which pegged at ₱23.02/kg, it was 26.6 percent higher from ₱18.19/kg of the previous year. Moreover, calamansi farmgate prices also showed a positive growth of 24.7 percent, from ₱35.81/kg in 2022 to ₱44.67/kg in the reference year. On the contrary, Banana lakatan price decline by 10.1 percent, from ₱44.61/kg in 2022 to ₱40.09/kg in 2023. It reached its highest farmgate price in the months of January and February where it cost ₱50.00/kg.

While for other varieties of banana, farmgate prices peaked in November for Banana, saba at ₱25.25/kg and in the month of July for Banana Latundan at ₱12.75/kg in 2023.

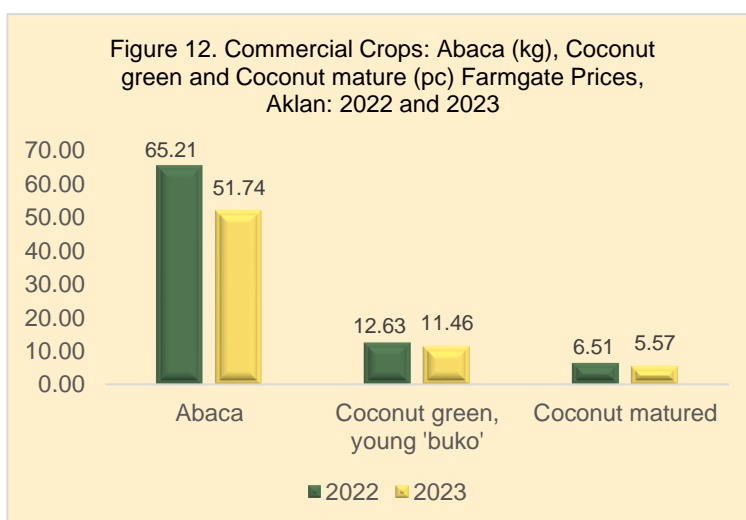
Furthermore, in April 2023, calamansi posted its highest farmgate price at ₱100.18/kg, which is more than twice higher than its average farmgate price in 2023.

Generally, prices of the two varieties of Banana (Saba and Latundan) between 2022 and 2023 exhibit an upward movement throughout the year, while Banana lakatan follows a downward movement except for the months of January, February, and May.

## Abaca cost 20% less in 2023


In 2023, the average farmgate price of abaca shifts downward by 20.7 percent from the ₱65.21/kg of the previous year to ₱51.74/kg in the reference year. Abaca prices follow a downward movement all throughout the reference year.

Similarly, Coconut mature and Coconut green young buko prices decreased by 14.4 and 9.3 percent, respectively. That is 1 piece of coconut mature cost ₱5.57 from ₱6.51 a year ago, likewise, 1 piece of Coconut green, young 'buko' cost ₱11.46 from ₱12.63 in 2022.



Generally, average farmgate prices of all reported commercial crops experienced a decline on all quarters of 2023.

## Backyard and Commercial Livestock and Poultry Prices in Aklan



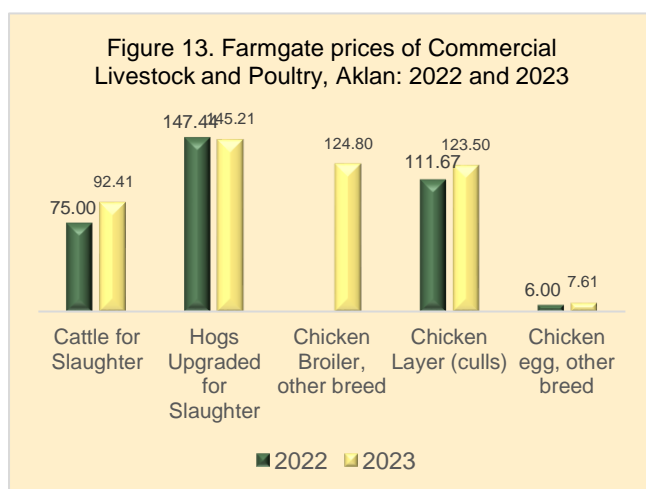
In 2023 Backyard livestock products, Goat for Slaughter exhibited the highest increase in its farmgate price of ₱208.35 by 35.8 percent compared to ₱154.16 in the previous year. Following the positive trend, Carabao for slaughter and Hogs Upgraded for slaughter recorded an increase in price with 8.2 percent and 5.3 percent respectively.

Highest farmgate price of Goat for Slaughter can be seen during the first quarter of the reference year, specifically in the month of February wherein it was bought at ₱250/kg. While carabao for slaughter highest price was posted in January at ₱113/kg. Furthermore, Hogs upgraded for slaughter reached its peak price of ₱214.69/kg in the month of December 2023.

On the otherhand, Cattle for slaughter farmgate price in the reference year is ₱91.90/kg, decreased by almost 11 percent compared to ₱103.07 /kg in 2022. September recorded the lowest farm price of carabao for slaughter which pegged at ₱67.50/kg and a decrease of 34 percent.

For the poultry products, duck egg cost ₱9.00 per piece in 2023, it increased by 18.4 percent compared to the ₱37.6 per piece in 2022. Chicken Layer (culls) average farmgate price showed an increase of 18.2 percent from the ₱119.17/kg in 2022 to ₱140.83/kg in 2023. Among the poultry product, Chicken Fighting cock is the most expensive, it was priced at ₱1,750 per head in the reference period, 14.2 percent higher than the ₱1,533.33 per head posted the previous year. Similarly, chicken egg, other breed cost more in 2023 at ₱7.81 per piece it inched up by 10.2 percent from the ₱7.09 per piece in 2022.

In addition, Chicken native/improved and Duck meat farmgate prices also displayed a positive growth with 5.2 and 4.7 percent respectively. In the opposite, a decline in price of Chicken egg native was observed in 2023 at ₱8.75 per piece from the ₱9.20 per piece in 2022. For Chicken Broiler, other breed, a slight decrease in price was noted from ₱149.55/kg to ₱148.05 in 2023.



For commercial livestock and poultry in province of Aklan, Chicken egg, other breeds exhibited a positive growth in 2023. It costs ₱7.61/pc higher by 26.9 percent than ₱6.00/pc in 2022. Continuous rise in price of Chicken was imminently observed all through out the months in 2023. The peak price recorded for Chicken egg, other breed pegged at ₱8.40/pc in the month of December. While farmgate price increase of 32.6 percent was recorded the highest in 2022. Subsequently, Cattle for slaughter posted a price increase of 23.22 percent from ₱75.00/kg in 2022 to ₱92.41 in 2023. While chicken layer (cull) can be bought at ₱124.8/kg in the reference year, its price

reach up to P160/kg in June. Meanwhile, Hogs Upgraded for slaughter slightly inched down by 1.5 percent, from its price of P147.4 in 2022 to P145.22 in 2023.

**Table 1. Average Farmgate Prices by Commodity: Aklan, 2022 and 2023**

Commodities	2022	2023	Percent Change
<b>RICE</b>			
Palay [Paddy] Other Variety, dry (conv. to 14% mc)	19.17	19.96	4.1
<b>CORN</b>			
Corngrain [Maize] White, matured	17.73	27.62	55.8
<b>ROOTS AND TUBERS</b>			
Cassava, fresh tubers for food, fresh tubers for food	10.42	14.15	35.8
Gabi with stalk [Dasheen] with stalk [Dasheen]	19.17	20.90	9.0
Sweet Potato	18.65	25.14	34.8
<b>LEGUMES</b>			
Stringbeans	41.19	47.53	15.4
<b>CONDIMENTS</b>			
Ginger native	44.63	41.82	(6.3)
<b>VEGETABLES</b>			
Ampalaya [Bitter Gourd]	61.04	58.26	(4.6)
Eggplant long, purple	49.93	50.66	1.5
Papaya, green	10.44	11.40	9.2
Kangkong [Morning glory]	14.72	23.50	59.7
Pechay native	67.88	69.02	1.7
<b>FRUITS</b>			
Banana Lakatan, green	44.61	40.09	(10.1)
Banana Latundan, green	18.19	23.02	26.6
Banana Saba, green	7.61	10.50	38.0
Calamansi	35.81	44.67	24.7
<b>COMMERCIAL CROPS</b>			
Abaca	65.21	51.74	(20.7)
Coconut green, young 'buko'	12.63	11.46	(9.3)
Coconut matured	6.51	5.57	(14.4)

**Table 1. Average Farmgate Prices by Commodity: Aklan, 2022 and 2023**

Commodities	2022	2023	Percent Change
<b>LIVESTOCK AND POULTRY (Backyard Farm)</b>			
Carabao for Slaughter	84.67	91.61	8.20
Cattle for Slaughter	103.07	91.80	(10.93)
Goat for Slaughter	154.16	209.35	35.80
Hogs Upgraded for Slaughter	139.82	147.20	5.28
Chicken Broiler, other breed	149.55	148.05	(1.00)
Chicken Fighting Cock	1533.33 <sup>a/</sup>	1750.00 <sup>a/</sup>	14.13
Chicken Layer (culls)	119.17	140.83	18.18
Chicken Native/Improved	205.19	215.77	5.15
Duck for meat	185.93	194.67	4.70
Chicken egg, other breed	7.09*	7.81*	10.21
Chicken egg, Native	9.20*	8.75*	(4.88)
Duck egg	7.60*	9.00*	18.42
<b>LIVESTOCK AND POULTRY (Commercial)</b>			
Cattle for Slaughter	75.00	92.41	23.2
Hogs Upgraded for Slaughter	147.44	145.21	(1.5)
Chicken Broiler, other breed	..	124.80	
Chicken Layer (culls)	111.67	123.50	10.6
Chicken egg, other breed	6.00*	7.61*	26.9

Source: OpenStat, Philippine Statistics Authority

Units:

[peso per kilogram (or as indicated)]

[a/- peso per head]

[\*- peso per piece]

**Table 2. Quarterly Average Farmgate Prices by Commodity: Aklan, 2023**

Commodities	Quarterly Average			
	2023			
	Q1	Q2	Q3	Q4
<b>RICE</b>				
Palay [Paddy] Other Variety, dry (conv. to 14% mc)	18.04	19.67	20.05	18.90
<b>CORN</b>				
Corngrain [Maize] White, matured	16.55	16.88	20.44	17.07
<b>ROOTS AND TUBERS</b>				
Cassava, fresh tubers for food	11.18	10.18	9.49	10.84
Gabi with stalk [Dasheen]	19.08	19.42	18.72	19.47
Sweet Potato	16.71	19.06	19.19	19.64
<b>LEGUMES</b>				
Stringbeans	44.96	34.19	28.21	57.41
<b>CONDIMENTS</b>				
Ginger native	48.56	44.68	43.53	41.76
<b>VEGETABLES</b>				
Ampalaya [Bitter Gourd]	59.16	57.38	58.16	69.46
Eggplant long, purple	54.48	42.82	43.14	59.28
Papaya, green	10.11	12.53	9.57	9.54
Kangkong [Morning glory]	12.84	13.28	15.01	17.73
Pechay native	51.16	57.55	84.97	77.82
<b>FRUITS</b>				
Banana Lakatan, green	46.92	41.43	36.19	35.82
Banana Latundan, green	21.26	21.77	23.01	26.03
Banana Saba, green	9.38	11.28	11.36	9.97
Calamansi	45.21	75.32	27.74	30.42
<b>COMMERCIAL CROPS</b>				



**Table 2. Quarterly Average Farmgate Prices by Commodity: Aklan, 2023**

Commodities	Quarterly Average			
	2023			
	Q1	Q2	Q3	Q4
Abaca	62.07	64.90	65.77	68.10
Coconut green, young 'buko'	12.38	12.71	11.87	13.58
Coconut matured	6.34	7.91	6.35	5.45
<b>LIVESTOCK AND POULTRY (Backyard Farm)</b>				
Carabao for Slaughter	90.44	92.00	92.00	92.00
Cattle for Slaughter	77.33	92.19	93.69	104.00
Goat for Slaughter	234.07	200.00	200.00	203.33
Hogs Upgraded for Slaughter	148.03	125.87	130.34	184.57
Chicken Broiler, other breed	140.00	130.00	160.00	169.29
Chicken Fighting Cock	1400.00 <sup>a/</sup>	1500.00 <sup>a/</sup>	2100.00 <sup>a/</sup>	2500.00 <sup>a/</sup>
Chicken Layer (culls)	130.00	130.00	136.67	166.67
Chicken Native/Improved	228.18	216.60	205.66	212.64
Duck for meat	184.22	231.04	180.88	182.55
Chicken egg, other breed	8.00*	7.62*		
Chicken egg, Native	7.00*	11.00*	7.00*	10.00*
Duck egg	8.00*	8.00*	10.00*	10.00*
<b>LIVESTOCK AND POULTRY (Commercial)</b>				
Cattle for Slaughter	84.83			100.00
Hogs Upgraded for Slaughter	123.74	105.78	78.68	228.33
Chicken Broiler, other breed	117.00	130.00	160.00	
Chicken Layer (culls)	96.67	138.13	137.71	128.06
Chicken egg, other breed	7.42*	7.43*	7.39*	8.19*

Source: OpenStat, Philippine Statistics Authority

Units:

[peso per kilogram (or as indicated)]

[a/- peso per head]

[\*- peso per piece]

**Table 3. Quarterly Average Farmgate Prices by Commodity: Aklan, 2022**

Commodities	Quarterly Average			
	2022			
	Q1	Q2	Q3	Q4
<b>RICE</b>				
Palay [Paddy] Other Variety, dry (conv. to 14% mc)	18.04	19.67	20.05	18.90
<b>CORN</b>				
Corngrain [Maize] White, matured	16.55	16.88	20.44	17.07
<b>ROOTS AND TUBERS</b>				
Radish	11.18	10.18	9.49	10.84
Gabi with stalk [Dasheen] with stalk [Dasheen]	19.08	19.42	18.72	19.47
Sweet Potato	44.21	45.35	40.00	
Cassava, fresh tubers for food, fresh tubers	16.71	19.06	19.19	19.64
<b>LEGUMES</b>				
Stringbeans	44.96	34.19	28.21	57.41
<b>CONDIMENTS</b>				
Ginger native	48.56	44.68	43.53	41.76
<b>VEGETABLES</b>				
Ampalaya [Bitter gourd]	59.16	57.38	58.16	69.46
Cucumber	26.68	27.53	19.47	29.69
Eggplant long, purple	54.48	42.82	43.14	59.28
Papaya, green	10.11	12.53	9.57	9.54
Kangkong [Morning glory]	12.84	13.28	15.01	17.73
Pechay native	51.16	57.55	84.97	77.82
<b>FRUITS</b>				
Banana Lakatan, green	42.05	42.35	47.81	46.24
Banana Latundan, green	19.12	17.27	18.09	18.28
Banana Saba, green	7.25	7.34	7.56	8.29
Calamansi	40.01	46.09	22.70	34.44

**Table 3. Quarterly Average Farmgate Prices by Commodity: Aklan, 2022**

Commodities	Quarterly Average			
	2022			
	Q1	Q2	Q3	Q4
<b>COMMERCIAL CROPS</b>				
Abaca	62.07	64.90	65.77	68.10
Coconut green, young 'buko'	12.38	12.71	11.87	13.58
Coconut matured	6.34	7.91	6.35	5.45
Copra Corriente	35.75	35.95	23.23	21.55
<b>LIVESTOCK AND POULTRY (Backyard Farm)</b>				
Carabao for Slaughter	85.00	85.00	85.67	83.00
Cattle for Slaughter	116.52	105.48	91.11	96.00
Goat for Slaughter	230.00	112.67	114.33	170.59
Hogs Upgraded for Slaughter	157.98	157.10	123.38	120.84
Chicken Broiler, other breed	180.00	145.00	148.33	142.97
Chicken Fighting Cock			2000.00	1300.00
Chicken Layer (culls)		118.33	120.00	
Chicken Native/Improved	202.14	207.56	223.33	187.73
Duck for meat	208.52		197.22	167.13
Chicken egg, other breed	7.00	7.35	7.00	7.00
Chicken egg, Native	6.80	10.00		10.00
Duck egg	7.00	8.00	8.33	6.00
<b>LIVESTOCK AND POULTRY (Commercial)</b>				
Cattle for Slaughter				75.00
Hogs Upgraded for Slaughter	169.33	166.67	127.99	
Chicken Layer (culls)		118.33	105.00	
Chicken egg, other breed	5.58	6.00	6.42	6.00

Source: OpenStat, Philippine Statistics Authority

Units:

[peso per kilogram (or as indicated)]

[a/- peso per head]

[\*- peso per piece]

## TECHNICAL NOTES

**Farmgate Price** is the price received by farmers, livestock and poultry raisers for the sale of their produce, at the first point of sale, net of freight cost.

Data collection is done quarterly for hogs and culled chicken layer, semestral for cattle, carabao and goat, and monthly for the rest of the commodities.

The following are the objectives of the survey:

- \*gather reliable price information at the farm level;
- \*to generate estimates on farmgate prices of major agricultural commodities;
- \*to develop set of price indices and to measure the purchasing power of growers of selected agricultural products;
- \*to analyze the seasonal trends and variations in agricultural prices;
- \*to serve as input for forecasting future supply, demand and prices of agricultural commodities;
- \*to assist policy makers in the formulation, implementation, and administration of economic programs; and
- \*to guide farmers/raisers in their decision making relative to their agricultural activities geared towards improvement of their profitability.

### Poultry Commodities

#### **Chicken Broiler, other breed**

- Chicken of foreign breed raised for meat purposes usually disposed of within 45-46 days

#### **Chicken Fighting Cock <sup>a/</sup>**

- Game fowls which normally command higher price

#### **Chicken Layer (culls)**

- Culls or unproductive birds of foreign breed removed from the flock and disposed of for meat production; usually weighs between 3.5 to 4.5 kg

#### **Chicken Native/Improved**

- Birds which are neither layer nor broiler

#### **Chicken egg, other breed \***

- 21 pieces per kilogram

#### **Duck egg \***

- 15 pieces per kilogram

  
**ENGR. ANTONET B. CATUBUAN**  
Chief Statistical Specialist  
PSA Aklan