



# SPECIAL RELEASE

## MARRIAGE STATISTICS OF AKLAN: 2022 (Preliminary Results)


**Date of Release: February 27, 2024**

Reference No. SR-0604-2024-04

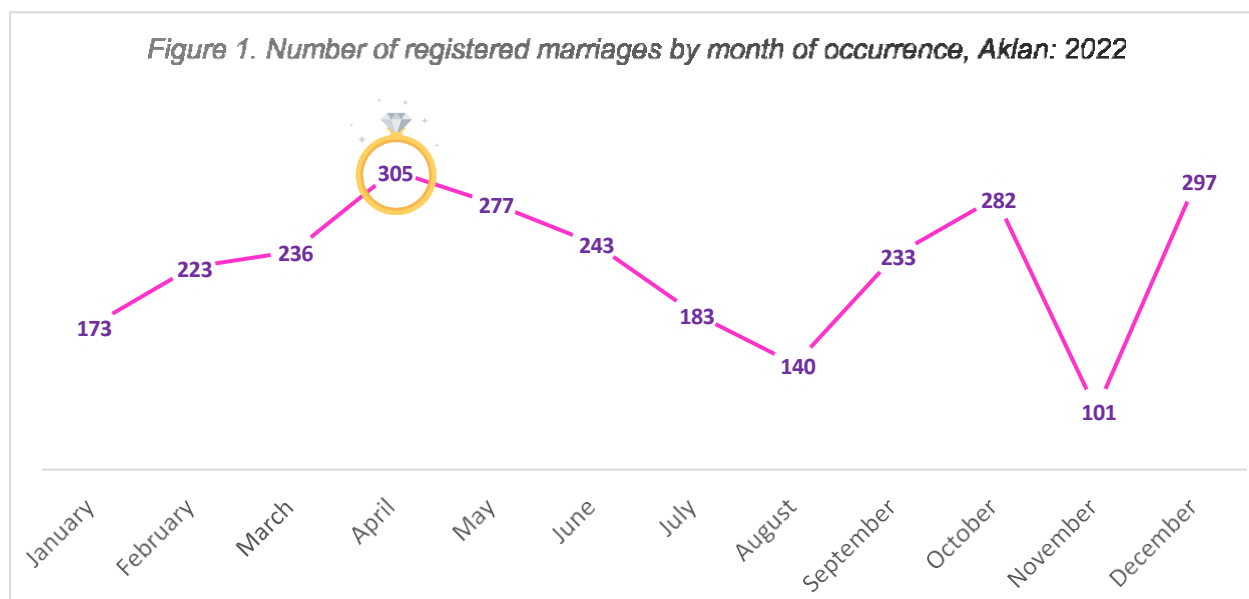
### Marriages went up in 2022

In 2022, a total of 2,693 marriages were registered in the province of Aklan. It increased by 42.6 percent compared to 1,888 marriages recorded in the past year. This translates to an average of seven (7) marriages per day.

Furthermore, among the municipalities, Kalibo (capital) posted the highest number of marriages registered (574 or 21.3% share), followed by Malay (293 or 10.9% share) and Nabas (214 or 7.9% share).



### Marriages mostly solemnize in April 2022

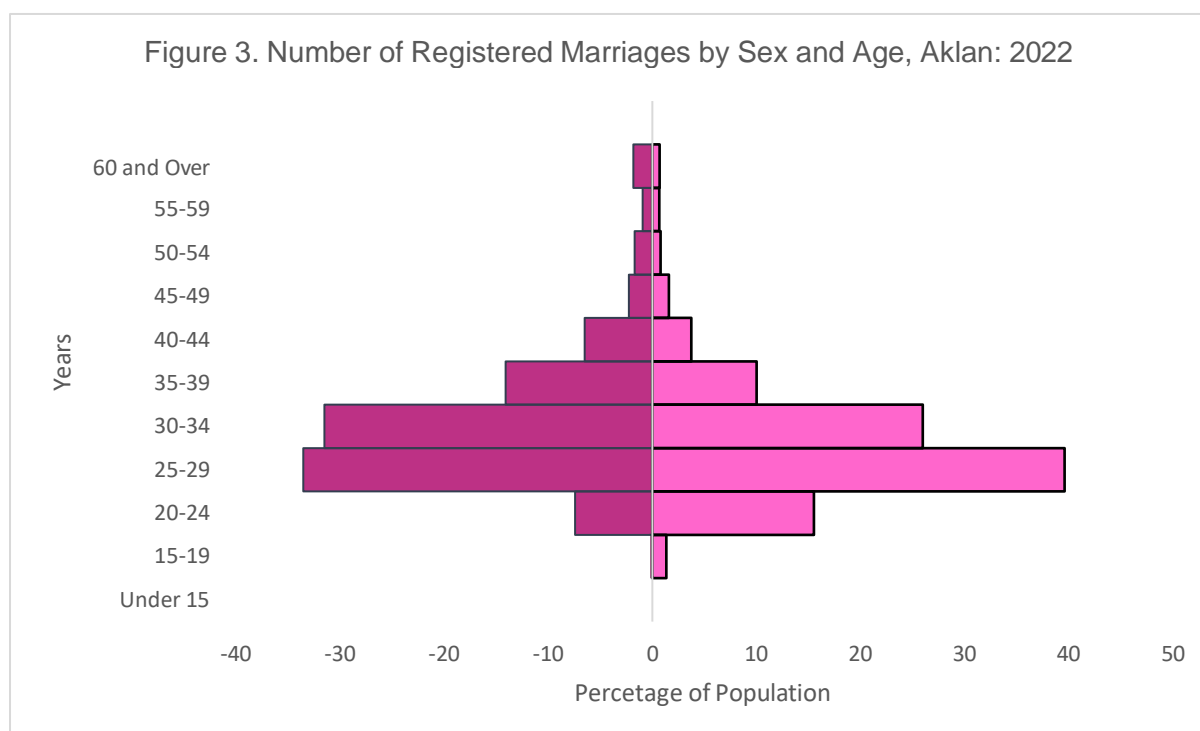




## SPECIAL RELEASE

Out of 2,693 marriages registered in 2022, 11.3 percent or 305 marriages were held during the month of April. This was followed by the month of December with 297 marriages or 11 percent and October with 282 marriages or 10.5 percent. On the other hand, November recorded the lowest number of registered marriages with 101 or 3.8 percent. It was also observed that marriages held in August and April grew by more than hundred percent compared to the recorded marriages in the same months in 2021.

### Majority of couples married between ages 25-29 years old



Of the total number of registered marriages in the province, four out of 10 married women were of ages 25 to 29 (1,067 or 39.6%), while three out of ten married men also aged 25 to 29 years. Subsequently, couples aged 30-34 posted high percent share in registered marriages in 2022. Moreover, 49 men and 19 women aged 60 and over rung their wedding bells in 2022.

In 2022, the median age of marriage was 28 years old for women and 30 years old for men, which were one year older than last year (29 for males and 27 for females).



## SPECIAL RELEASE

While, men who marry at age over 50 years (17,812 or 4.0% share) was twice than the number of women of the same age group (8,606 or 1.9% share). These showed that men marry at older ages than women.

### ***About 98 percent of marriages were registered on time***



Timely registration refers to registration of the marriage within 30 days of occurrence. In 2022, 2,634 marriages or 98 percent out of the 2,693 marriages were registered timely in the province of Aklan. This is a bit lower compared to the on 99 percent timely registration recorded the previous year.



REPUBLIC OF THE PHILIPPINES  
**PHILIPPINE STATISTICS AUTHORITY**  
**AKLAN**

# SPECIAL RELEASE

Table 1. Number of Registered Marriages by Place of Occurrence, Aklan: 2021 and 2022

Place of Occurrence	2021	2022	Percent Change (2021-2022)
Altavas	80	90	12.5
Balete	63	87	38.1
Banga	104	172	65.4
Batan	66	148	124.2
Buruanga	34	59	73.5
Ibajay	119	164	37.8
Kalibo	384	574	49.5
Lezo	75	54	(28.0)
Libacao	85	111	30.6
Madalag	54	54	0.0
Makato	91	159	74.7
Malay	186	293	57.5
Malinao	101	109	7.9
Nabas	78	214	174.4
New Washington	149	145	(2.7)
Numancia	114	148	29.8
Tangalan	105	112	6.7

Source: Philippine Statistics Authority

Table 2. Number of Registered Marriage by Month of Occurrence, Aklan: 2021 and 2022

Month of Occurrence	2022	Daily Average	2021	Daily Average	Percent Change (2021-2022)
Total	2,693	7	1,888	5	42.6
January	173	6	128	4	35.2
February	223	7	139	5	60.4
March	236	8	130	4	81.5
April	305	10	117	4	160.7
May	277	9	214	7	29.4
June	243	8	197	7	23.4
July	183	6	115	4	59.1
August	140	5	50	2	180.0
September	233	8	132	4	76.5
October	282	9	163	5	73.0
November	101	3	91	3	11.0
December	297	10	412	14	(27.9)

Source: Philippine Statistics Authority



REPUBLIC OF THE PHILIPPINES  
**PHILIPPINE STATISTICS AUTHORITY**  
**AKLAN**

# SPECIAL RELEASE

Table 3. Number of Registered Marriages by Age Group and Sex, Aklan:2022

	Both Sexes	Male	% Male	Female	% Female
<b>Total</b>	2,693	2,693	100.00%	2,693	100.00%
<b>Under 15</b>	-	-	0.0%	-	0.0%
<b>15-19</b>	<b>21</b>	5	0.2%	36	1.3%
<b>20-24</b>	<b>309</b>	200	7.4%	418	15.5%
<b>25-29</b>	<b>985</b>	903	33.5%	1,067	39.6%
<b>30-34</b>	<b>775</b>	849	31.5%	700	26.0%
<b>35-39</b>	<b>325</b>	380	14.1%	270	10.0%
<b>40-44</b>	<b>138</b>	175	6.5%	101	3.8%
<b>45-49</b>	<b>52</b>	61	2.3%	43	1.6%
<b>50-54</b>	<b>34</b>	46	1.7%	21	0.8%
<b>55-59</b>	<b>22</b>	25	0.9%	18	0.7%
<b>60 and Over</b>	<b>34</b>	49	1.8%	19	0.7%
<b>Not Stated</b>	-	-	0.0%	-	0.0%

Source: Philippine Statistics Authority

Table 4. Number of Registered Marriages by Registration Status, Aklan: 2022

Year	Total	Registration Status			
		Timely	%	Late	%
2022	2,693	2,634	97.8%	59	2.2%
2021	1,888	1,874	99.3%	14	0.7%

Source: Philippine Statistics Authority



REPUBLIC OF THE PHILIPPINES  
**PHILIPPINE STATISTICS AUTHORITY**  
AKLAN

# SPECIAL RELEASE

## EXPLANATORY TEXT

*Data on marriages presented in this release were obtained from the timely and late registered marriages at the Office of the City/Municipal Civil Registrars throughout the province and submitted to the Office of the Civil Registrar General through the Philippine Statistics Authority (PSA)-Provincial Statistical Offices (PSOs). The information presented includes marriages that occurred from January to December 2022 based on data files received by the PSA - Civil Registration Service (CRS) from the Provincial Statistical Offices and processed as of 31 July 2023. Figures presented herein are not adjusted for under registration. This release includes marriages of Filipinos whose usual residence is abroad and marriages of foreign nationals that occurred in the country during the reference period. Marriages of Filipinos abroad which were reported to the Philippine Foreign Service Posts are presented in a separate report.*

*Marriage Statistics presented are the preliminary results for the province of Aklan, taken from the database of Philippines Statistics Authority. Note that some figures (percentages) are rounded off to complement the analysis.*

  
ENGR. ANTONET B. CATUBUAN  
Chief Statistical Specialist



REPUBLIC OF THE PHILIPPINES  
**PHILIPPINE STATISTICS AUTHORITY**  
AKLAN

# SPECIAL RELEASE

---

## DEFINITION OF TERMS AND CONCEPTS

Significant terminologist and descriptions in the foregoing highlights and tables are defined below. Included are some items found in the certificates and summary measure used in describing the facts

**Marriage** is a contract of permanent union between a man and a woman entered into in accordance with law for the establishment of conjugal and family life.

**Daily Average** refers to the arithmetic mean of marriage occurrences per day.

**Registration** refers to the recording of the civil status (married) of the persons.