

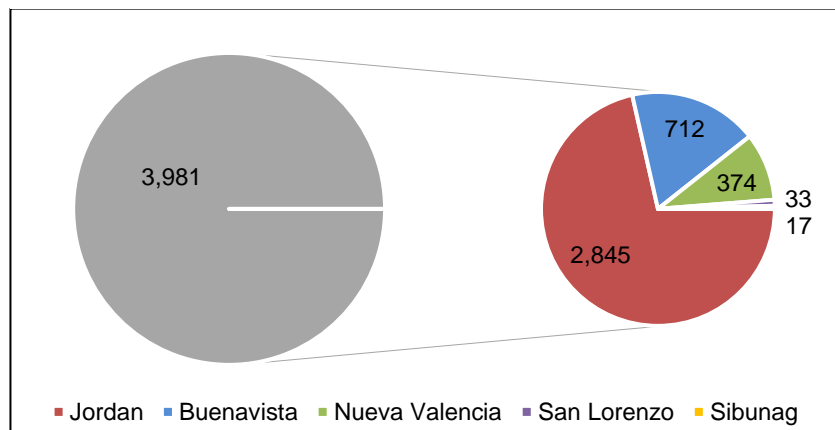
# PRESS RELEASE

## Jordan records over 71% of Guimaras Live Births in 2024

Date of Release: 30 January 2025  
Reference No. 25PSA-0679-PR08

30 January 2025– Guimaras. Based on the latest data from the Decentralized Vital Statistics System (DVSS) of The Philippine Statistics Authority (PSA) Guimaras Provincial Statistical Office, Jordan recorded 2,845 live births in 2024, accounting for 71.46% of the total 3,981 births registered in the province in 2024.

### Registered Live Births by Usual Residence of Mother, by Municipality: Guimaras 2024



Source: Decentralized Vital Statistics System (DVSS)- Philippine Statistics Authority (PSA)- Guimaras

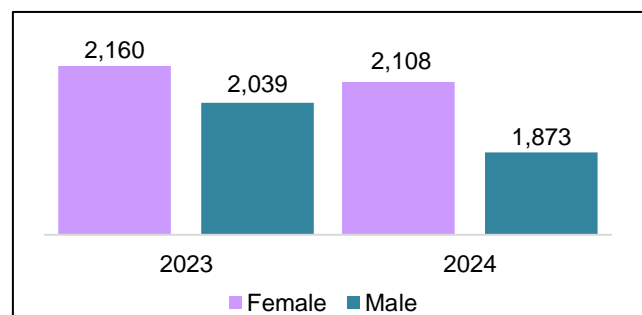
“This also marks a 5.19% decline from 2023 recorded live births at 4,199,” Provincial Statistics Officer Nelida B. Losare said.

Jordan recorded the highest number of live births in 2024, with 2,845 births, making up 71.46% of Guimaras’ total. Buenavista followed with 712 births (17.88%), and Nueva Valencia ranked third with 374 births (9.39%). Sibunag reported the lowest number of births, with only 17 registered, comprising 0.43% of the provincial total.

“Despite the overall decrease in registered births, Jordan continues to dominate birth registrations in the province, underlining its significant contribution to the province’s population growth,” Losare said.

In terms of gender distribution, females outnumbered males in 2024. Of the 3,981 live births, 52.95% or 2,108 births were female, and 47.05% or 1,873 births were male, resulting in a gender gap of 5.90%, with a sex ratio of 89 males for every 100 females.

### Comparative Registered Births in Guimaras: 2023 & 2024



Source: Decentralized Vital Statistics System (DVSS)- Philippine Statistics Authority (PSA)- Guimaras

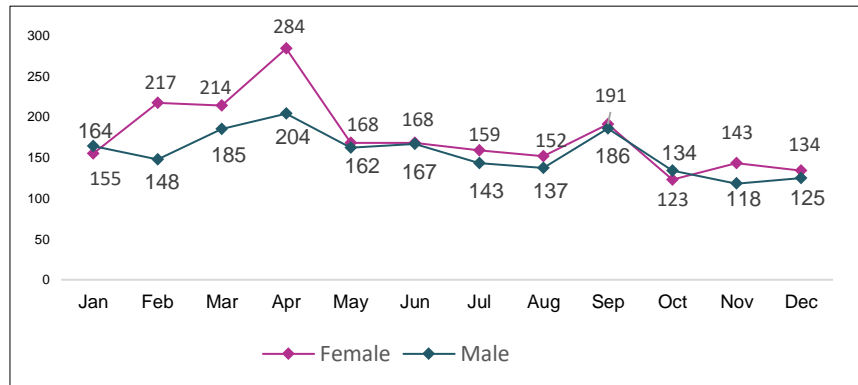
Among the municipalities, three recorded more female births than male births. Buenavista had the highest gender gap at 13.48%, with a sex ratio of 76 males for every 100 females. Jordan followed with a gender gap of 4.67%, and Nueva Valencia recorded a 4.28% gap. On the other hand, Sibunag and San Lorenzo showed male-majority trends, with Sibunag having the highest gender gap at 52.94% (325 males for every 100 females) and San Lorenzo with a 3.03% male majority.

The data also highlighted significant trends across the municipalities. While most areas experienced a drop in registered births, two municipalities displayed growth. Buenavista noted the highest increase in live births, with an 18.67% growth, followed by San Lorenzo with a 6.45% rise.

In contrast, Nueva Valencia experienced a sharp 45.48% decline in births, while Sibunag posted a 15.00% decrease. Jordan's registered births decreased by 0.59%, but its numbers remained dominant in the province.

Monthly data reveals fluctuations in the number of births throughout the year.

### Monthly Registered Births by Sex in Guimaras: 2024



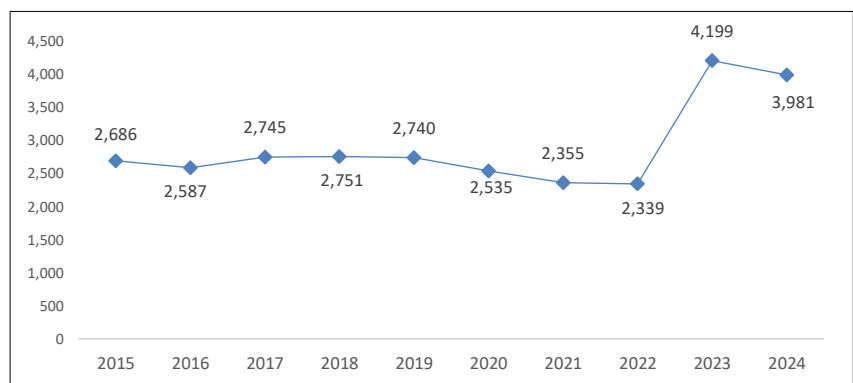
Source: Decentralized Vital Statistics System (DVSS)- Philippine Statistics Authority (PSA)- Guimaras

April recorded the highest number of births, with a total of 488 live births, marking the peak for the year. This month also posted the wider gender gap, with 284 female births and 204 male births.

October recorded the lowest number of births, with only 257 registrations, and the lowest number of female births (123). Early in the year, births showed an upward trend, starting with 319 in January and rising to 399 in March. After the peak in April, the number of births declined, reaching the lowest point in October, before recovering slightly in November and December.

Over the past decade, the number of live births in Guimaras has shown a downward trend. From 2015 to 2022, birth registrations gradually decreased, with the lowest number recorded in 2022 at 2,339 births. However, a significant rise in 2023 was seen, with 4,199 births, the highest in the last decade. In 2024, the total number of births slightly decreased to 3,981 but remained significantly higher than in previous years, illustrating the fluctuation in birth rates over the years.

### Registered Births in Guimaras: 2015 to 2024



Source: Decentralized Vital Statistics System (DVSS)- Philippine Statistics Authority (PSA)- Guimaras

**NELIDA B. LOSARE**  
 Provincial Statistics Officer  
 PSA Guimaras