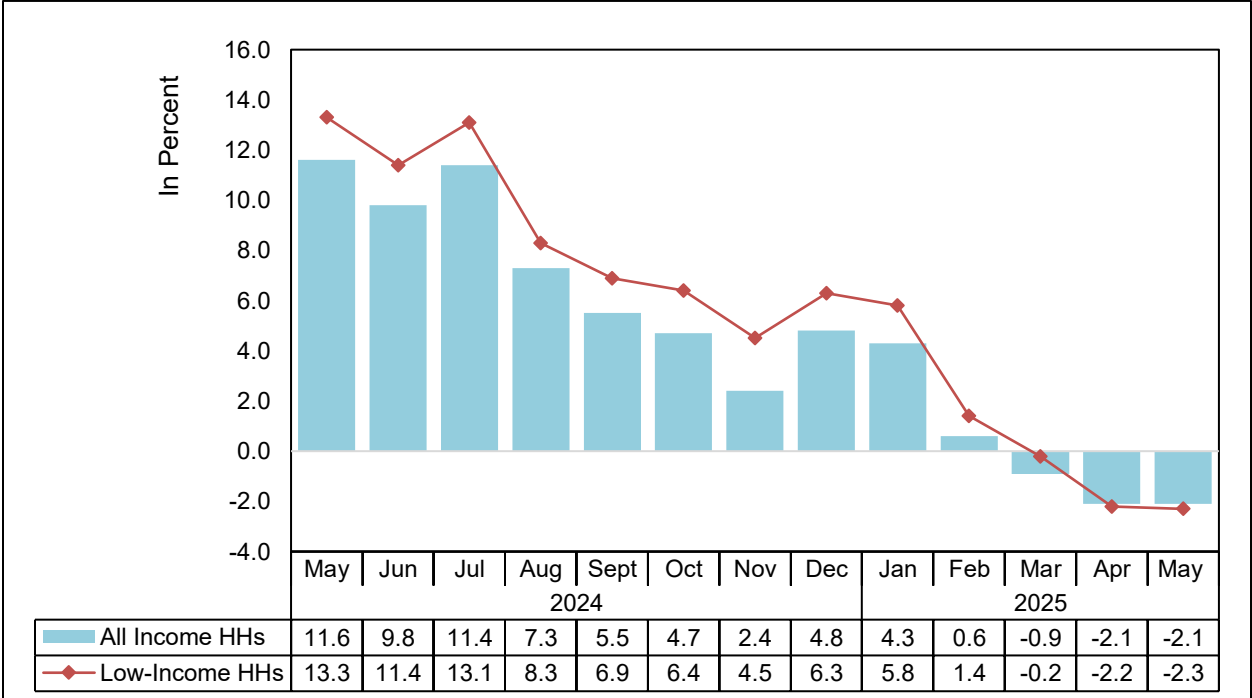


PRESS RELEASE

Food prices remain stable in Guimaras as inflation holds at -2.1% in May 2025

Date of Release: 22 June 2025
Reference No.: 25PSA-0679-PR38

Figure 1. Food Inflation Rate in the Province of Guimaras, All Income Households & Low-income Households: May1 2024- May 2025 (2018=100)



Source: Philippine Statistics Authority, Retail Price Survey of Commodities for the Generation of Consumer Price Index

22 June 2025 – Guimaras. The food inflation rate in Guimaras stood at -2.1 percent in May 2025, unchanged from the previous month, based on the latest data from the Philippine Statistics Authority (PSA).

“Among low-income households, food inflation slightly slowed to -2.3 percent in May from -2.2 percent in April,” Provincial Statistics Officer Nelida B. Losare said.

The decline was largely driven by a sharper drop in the prices of vegetables, plantains, cooking bananas, and pulses, which recorded a -7.1 percent inflation rate in May compared to -4.2 percent the previous month.

“This group contributed 42.8 percent to the overall food inflation for the bottom 30 percent income households,” Losare explained.

Other commodities that influenced the downtrend in food inflation for low- income group included cereals and cereal products, which fell further to -9.1 percent from -8.9 percent, and ready-made food and other food products, which slowed to 5.0 percent from 8.3 percent.

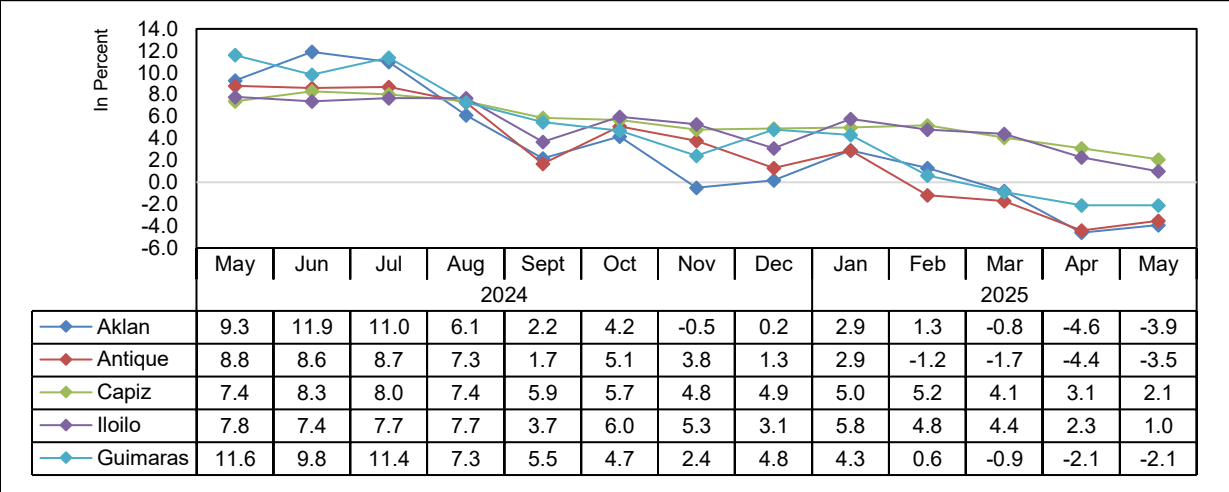
The top contributors to the food inflation rate for low-income households were cereals and cereal products with 3.81 percentage points (165.6 percent share), vegetables and similar items with 0.70 percentage points (30.5 percent share), and oils and fats with 0.14 percentage points (6.2 percent share).

For all income households, the top contributors to the overall food inflation were cereals and cereal products with 2.87 percentage points (136.8 percent share), vegetables, tubers, plantains, cooking bananas, and pulses with 0.71 percentage points (33.9 percent share), and fish and other seafood with 0.12 percentage points (5.6 percent share).

While the overall rate remained stable, individual food groups posted varied price movements. Annual increases were observed in meat and other parts of slaughtered land animals (7.5 percent from 6.8 percent), fish and seafood (4.2 percent from 3.6 percent), fruits and nuts (6.2 percent from -0.1 percent), and sugar, confectionery, and desserts (-3.2 percent from -6.2 percent).

Conversely, slower inflation was recorded in milk, other dairy products, and eggs, which rose by 9.4 percent, down from 5.6 percent. Oils and fats also posted a steeper decline at -8.6 percent from -6.5 percent, while vegetables dropped further to -7.0 percent from -4.7 percent. Ready-made food and other food products also decreased to 1.2 percent, compared to 2.7 percent in April.

Figure 1. Food Inflation Rate in Western Visayas (2018=100)



Source: Philippine Statistics Authority, Retail Price Survey of Commodities for the Generation of Consumer Price Index

Losare also elaborated that food inflation in Western Visayas continued to decline in May 2025, with most provinces either posting slower increases in food prices or entering deflation.


Guimaras sustained a food inflation rate of -2.1%, unchanged from April, marking its third consecutive month of deflation.

“This is a significant shift from May 2024, when Guimaras had the highest food inflation in the region at 11.6%. The province's sharp reversal reflects a consistent downward trend in food prices over the past year,” Losare said.

Aklan and Antique also remained in deflation in May 2025, with even deeper rates at -3.9% and -3.5%, respectively, both declined further from April, showing the most noticeable price drops in the region.

In contrast, Capiz and Iloilo continued to register positive food inflation at 2.1% and 1.0%, though both recorded slower rates when compared to the previous month.

“Compared to a year ago, all five provinces experienced sharp declines in food inflation, with year-on-year drops of over 10 percentage points in Guimaras, Aklan, and Antique. While Capiz and Iloilo maintained upward price trends, the overall pace has eased significantly,” Losare said.


NELIDA B. LOSARE
Provincial Statistics Officer