

Guimaras registers over 9,500 National IDs in 2024



PhilSys on Wheels: Making National IDs accessible to the people of Sitio Ipil, Igawawan, San Lorenzo, Guimaras.

The Philippine Statistics Authority (PSA) Guimaras Provincial Statistical Office has successfully registered a total of 9,571 individuals under the Philippine Identification System (National ID), reaching 53.02% of its target of 18,050 registrants for the year.

"There was a shortfall in the provincial target despite all efforts in ensuring that all residents are in the National ID system."

"It was due to weather inclement, health and safety concerns and scheduling conflicts that hampered the teams' operations," Provincial Statistics Officer Nelida B. Losare said.

Of the total registrants, 168 Overseas Filipino Workers (OFWs) and 2,662 children aged 0-4 years old were also successfully registered, demonstrating the program's inclusivity across various demographic groups. >>>2

INSIDE THIS ISSUE



PAGE 3

PSA-Guimaras marks milestone with 100% data, map processing for 2024 POPCEN, CBMS



PAGE 4

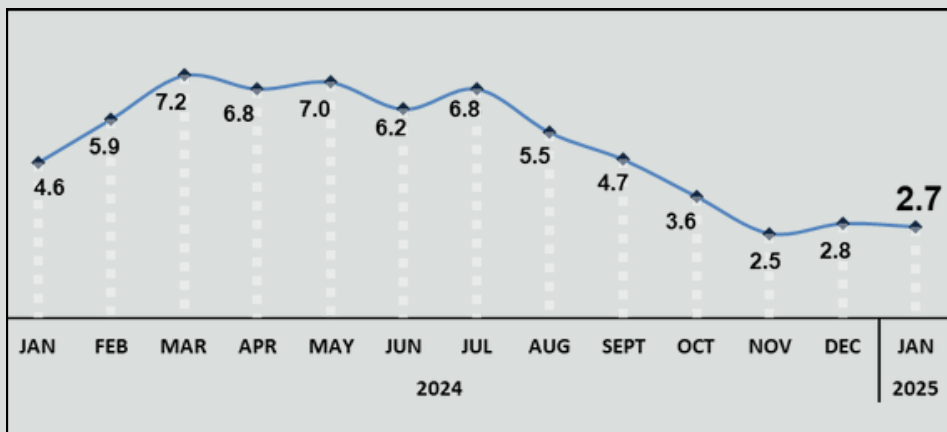
PSA-Guimaras successfully covers 48 HHs for December 2024 LFS

Guimaras Inflation cools to 2.7% as 2025 starts

The Guimaras' inflation rate eased to 2.7% at the beginning of 2025, against 2.8% in December 2024, and 4.6 percent inflation in January 2024, which is 1.9 percentage points slower based on the latest price data released by the Philippines Statistics Authority (PSA).

"The downtrend in the inflation in January 2025 was primarily influenced by the slower rate of change on the year-on-year price changes in the heavily weighted food and non-alcoholic

Figure 1. Headline Inflation Rate in the Province of Guimaras, All Items (2018=100)



Source: Retail Price Survey of Commodities for the Generation of Consumer Price Index, PSA

beverages at 4.2 percent during the month, from 4.6 percent in December

2024," Provincial Statistics Officer Nelida B. Losare said. >>>2

Guimaras registers over 9,500 National IDs...

FROM P.1



Bringing PhilSys to your doorstep! House-to-house registration in Cabungahan, San Lorenzo, Guimaras on November 23, 2024.

"The PSA Guimaras has successfully registered 9,571 individuals, marking a key milestone in our National ID registration campaign. We are especially proud to have included 168 OFWs and 2,660 children aged 0-4 years old, ensuring that even the youngest and those working abroad are covered by this important identification system," Losare said.

The registration campaign has seen strong participation across the

municipalities of Guimaras.

In Jordan (capital), the leading municipality, 2,656 residents were registered, with October (556) as the peak month. Buenavista recorded 2,313 registrants, with high participation in June (694), April (412), and May (445). San Lorenzo achieved 1,901 registrations, while Nueva Valencia and Sibunag registered 1,597 and 1,104 individuals, respectively.

"Reaching diverse groups such as OFWs and children demonstrates the comprehensive nature of this registration campaign," Losare said./ PSA Guimaras.

"It's critical that all Filipinos, regardless of age or location, have access to this National ID system. The inclusion of 168 OFWs and the registration of children aged 0-4 underlines our commitment to ensuring that no one is left behind," Losare added.

With 9,571 registrations completed, Guimaras is also proud to achieve more than 50% of its goal of 18,050 registrations in 2024.

Losare assured that the program will continue this 2025 to engage residents through fixed registration centers, as well as mobile teams visiting geographically isolated and disadvantaged areas to ensure that all Guimaras residents have the opportunity to participate./PSA Guimaras

Guimaras Inflation ...FROM P.1

"The slower annual price change on health at -0.4 percent in January 2025 from 2.7 percent in the previous month and recreation, sport and culture at 4.1 percent from 5.7 percent a month ago also contributed to the sluggish overall inflation," Losare added.

Food and non-alcoholic beverages shared 65.3 percent to the downtrend of January inflation, while health, and recreation, sport and culture spliced 29.4 and 2.9 percent respectively.

"The slower inflation trend of food and non-alcoholic beverages were mainly drove by the slow-moving price movement of Vegetables, tubers, plantains, cooking bananas and pulses, particularly pumpkins, squash and gourds fresh or chilled with 0.8 percent inflation from 20.3 percent rate, while health was influenced by inpatient care services, mainly inpatient curative and rehabilitative services with 4.4 percent from 12.3 percent, and recreation, sport and culture was drove by the slow-moving prices on newspapers, books and stationery, specifically stationery.

Table 2. Year-on-Year Changes of the Consumer Price Index in Percent in Guimaras by Commodity Group, January 2024 – January 2025 (2018=100)

Area/Commodity Group	2024												2025
	Jan	Feb	Mar	Apr	May	Jun	Jul	Aug	Sep	Oct	Nov	Dec	Jan
GUIMARAS (ALL ITEMS)	4.6	5.9	7.2	6.8	7.0	6.2	6.8	5.5	4.7	3.6	2.5	2.8	2.7
Food and Non-Alcoholic Beverages	6.0	8.6	10.3	10.9	11.1	9.4	10.7	7.0	5.3	4.5	2.4	4.6	4.2
Alcoholic Beverages and Tobacco	14.9	9.8	9.7	9.3	5.9	5.4	5.0	4.6	4.7	4.1	3.0	1.5	4.6
Clothing and Footwear	2.0	2.2	2.0	2.1	2.1	1.8	1.7	2.1	1.1	0.3	0.3	2.4	2.3
Housing, Water, Electricity, Gas and Other Fuels	0.9	0.3	1.5	0.6	1.1	1.7	0.8	6.2	10.2	6.7	6.6	2.6	2.6
Furnishings, Household Equipment and Routine Household Maintenance	5.2	4.4	4.0	3.7	3.8	2.7	2.0	1.7	0.7	-0.3	-0.5	-0.3	-0.4
Health	9.1	9.8	8.0	7.9	7.5	7.2	7.7	7.0	6.9	3.9	3.8	2.7	-0.4
Transport	-2.4	-1.3	0.8	2.5	3.6	3.8	4.9	-1.3	-5.0	-4.0	-0.9	2.1	2.4
Information and Communication	-0.7	-0.4	-0.4	-0.1	0.2	0.0	0.0	2.0	2.4	3.3	3.3	3.3	3.3
Recreation, Sport and Culture	7.0	9.7	9.7	11.0	11.0	10.6	10.7	11.8	8.8	6.3	6.0	5.7	4.1
Education Services	-7.3	-7.3	-7.3	-7.3	-7.3	-7.3	-7.3	5.1	0.0	0.0	0.0	0.0	0.0
Restaurants and Accommodation Services	10.0	12.7	13.7	3.1	5.3	5.3	5.3	5.3	5.2	5.1	-0.5	-5.7	-5.7
Financial Services	0.0	0.0	0.0	0.0	0.0	0.0	0.0	0.0	0.0	0.0	0.0	0.0	0.0
Personal Care, and Miscellaneous Goods and Services	2.8	2.6	2.6	2.7	3.0	2.7	2.4	2.3	2.1	1.7	1.2	1.5	1.7

Source: Retail Price Survey of Commodities for the Generation of Consumer Price Index, PSA

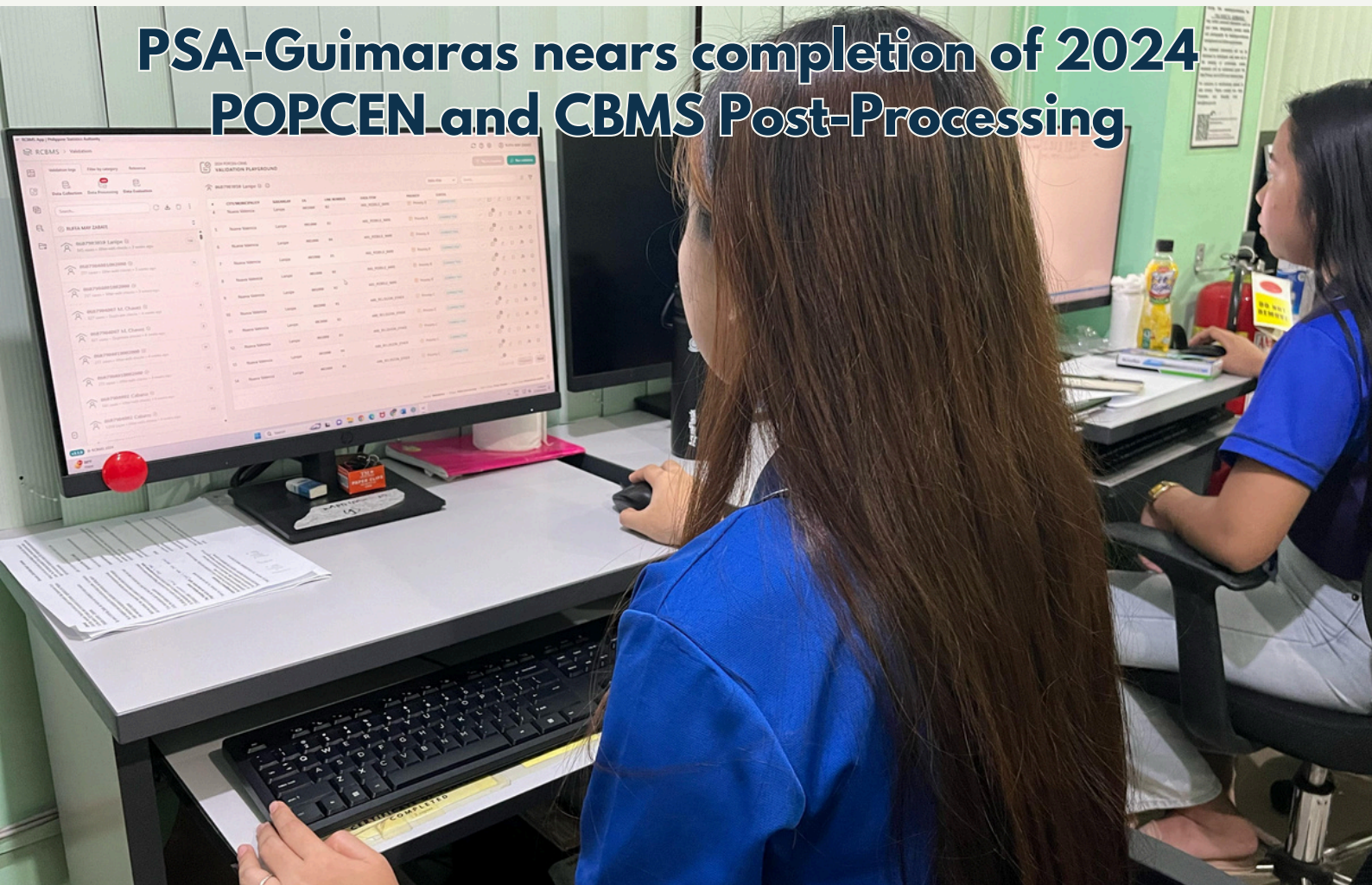
and drawing materials with 4.6 percent inflation from 6.5 % inflation" Losare said.

Meanwhile, in January 2025, the overall inflation rate in Guimaras was primarily influenced food and non-alcoholic beverages at 75.4 percent of the province's inflation rate, or 2.04 percentage points, with the notable decreased primarily driven by a significant 16.0% slow price movement in rice, impacting overall food costs.

other fuels followed closely at 14.8 percent share, or 0.40 percentage points contribution to the inflation, with a significant impact from electricity prices across all sources—coal, solar, and hydro—showing an inflation rate of 7.8%.

Lastly, transportation contributed 6.0 percent, or 0.16 percentage points, to the overall inflation with the decrease largely driven by a remarkable 42.4% inflation rate in passenger transport by sea and inland waterway./PSA Guimaras

PSA-Guimaras nears completion of 2024 POPCEN and CBMS Post-Processing



Behind every number is a dedicated team ensuring data accuracy and consistency

The Philippine Statistics Authority (PSA)-Guimaras has achieved 90% completion as of January 2025 in the post-processing of data from the 2024 Census of Population (POPCEN) and Community-Based Monitoring System (CBMS) ensuring the accuracy, consistency, and reliability of statistical information gathered from the province's five municipalities.

The post-processing phase involves extensive data validation, in-depth quality checks, and systematic cross-verification to uphold PSA's stringent statistical standards.

"This critical phase ensures that demographic and socio-economic data collected from households accurately reflect the current conditions in Guimaras, supporting policy formulation, evidence-based decision-making, and strategic development planning," Provincial Statistics Officer Nelida B. Losare said.

PSA-Guimaras continues to collaborate closely with local government units (LGUs), data processors, and field personnel to resolve discrepancies, verify responses, and enhance the credibility of the collected data.

"This meticulous review process is essential in maintaining the highest level of data integrity and usability," Losare said.

"As we approach the final stage of data validation, we remain committed to



Precision in progress: meticulous post-processing for accurate statistics

delivering accurate and timely statistical data that will serve as a foundation for local governance and sustainable development initiatives," Losare said

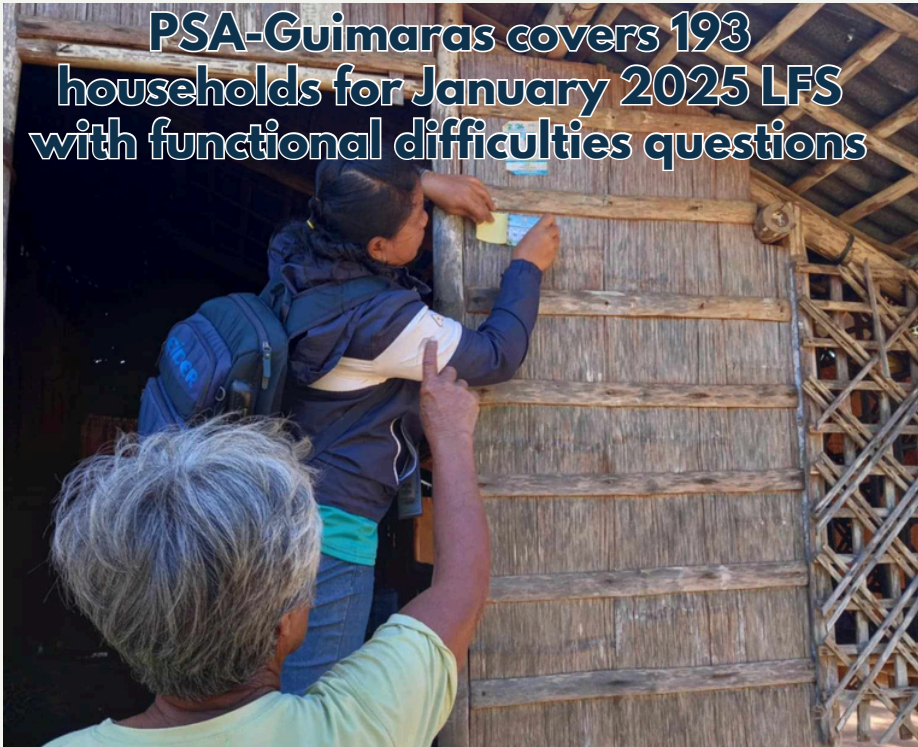
"We greatly appreciate the cooperation of our stakeholders and the community in this significant endeavor," she added.

PSO Losare also expounded that once fully validated, the final dataset will provide critical indicators for local leaders, government agencies, and researchers to effectively design and implement programs that address the needs of Guimaras residents.

PSA-Guimaras extends its gratitude to all households and stakeholders for their participation and support.

"We remain dedicated to upholding the highest standards of statistical accuracy for a meaningful policy development and improved public services," Losare said. / PSA Guimaras

PSA-Guimaras covers 193 households for January 2025 LFS with functional difficulties questions



Enumerators from the Philippine Statistics Authority (PSA)-Guimaras conduct interviews to 193 sample households for January 2025 Labor Force Survey (LFS) with functional difficulties survey questions.

The Philippine Statistics Authority (PSA)-Guimaras Provincial Statistical Office successfully conducted the 2025 January round Labor Force Survey (LFS), completing interviews with all 193 sample households across the province.

The sample households drawn across the municipalities of Guimaras Province include Buenavista, Jordan, San Lorenzo, Nueva Valencia, and Sibunag.

Six (6) households in Brgy. Navalas, Buenavista, while in Jordan, a total of 100 households were interviewed. 21 in Brgy. Balcon Maravilla, 27 in Brgy. Bugnay, 35 in Brgy. San Miguel, and 17 in Brgy. Rizal.

San Lorenzo had 15 households in Brgy. Gaban. Nueva Valencia got 20 in Brgy. Cabalagnan and eight (8) in Brgy. Napandog. In Brgy. Alegria, Sibunag, 20 households, 13 in Brgy. Maabay, and 11 in Brgy. San Isidro were interviewed.

"The LFS provides essential data on employment, unemployment, and underemployment, which are crucial for evidence-based policymaking and development planning," Provincial Statistics Officer Nelida B. Losare stated.

The January round LFS contained rider questions on functional difficulties. Based on the International Classification of Functioning, Disability, and Health (ICF) of the World Health Organization, functional difficulties refer to challenges in body functions, structures, activities, and participation.

"These questions assess the interaction between an individual's health condition and personal and environmental factors, providing a comprehensive understanding of disability and well-being in the population," Losare said.

"The PSA-Guimaras remains committed to ensuring the accuracy and timeliness of data collection for all our surveys, including the LFS," she affirmed.

PSA-Guimaras assures the public that all data collected in the LFS are held strictly confidential and used solely for statistical purposes, as mandated by Republic Act No. 10625. /PSA Guimaras

The Editor's Note



January 2025 has proven to be another dynamic month for PSA-Guimaras filled with challenges and achievements in delivering essential statistical insights to our valued clients and stakeholders.

In this first edition of "Ulat Estadistika" this year, we highlighted our successful activities and collaborations throughout the month. We are pleased to bring you the latest price statistics, updates on the PhilSys implementation, and other statistical operations undertaken by our office.

We trust that this issue will inform, inspire, and enhance your understanding of the diverse range of statistical products and services offered by PSA-Guimaras.

Thank you for your continued support and interest.

Warm regards,


NELIDA B. LOSARE
CSS/PSO

ULAT ESTADISTIKA

EDITORIAL BOARD

NELIDA B. LOSARE
Editor-in-Chief

ORLIE E. TABIA
News Editor

Writers and Contributors

ORLIE E. TABIA
ELLEN GARCE F. GALAURA

ORLIE E. TABIA
Layout and Design