

SPECIAL RELEASE

ON VITAL STATISTICS

Capiz Registered Deaths in 2025 1st Quarter

Release Date: July 02, 2025

Reference No.: CR-2025-005

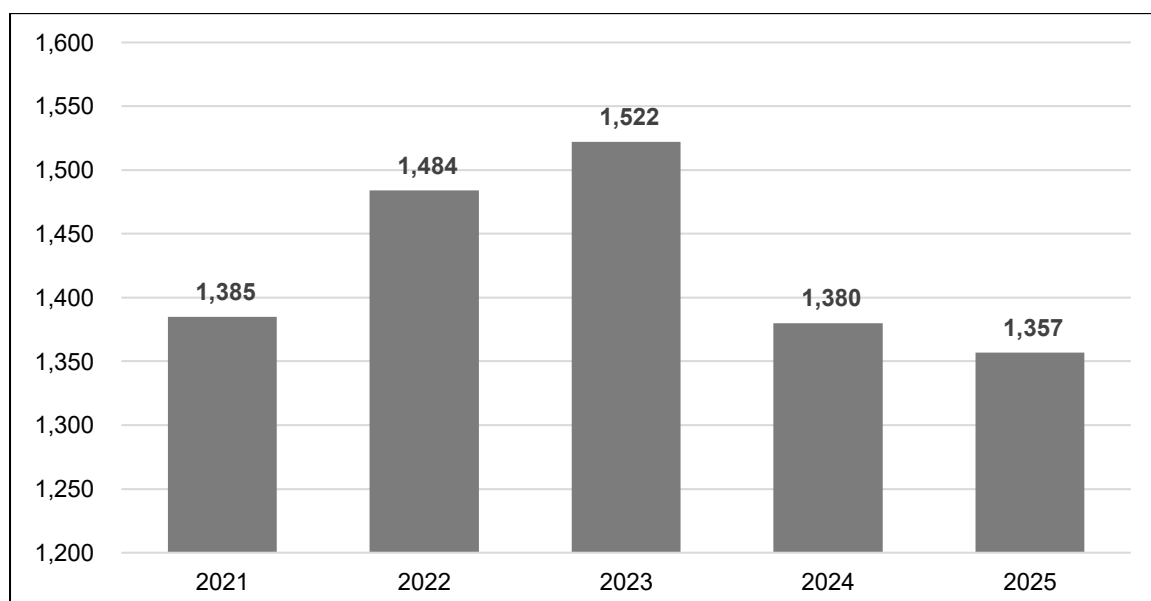
This special release for Civil Registration presents the vital events which include Deaths in the Province of Capiz for the First Quarter of 2025. This is a compilation of data from registered certificates forwarded by the Local Civil Registry Offices in the sixteen municipalities and sole city in the province to the Office of the Civil Registrar General (OCRG) through PSA - Capiz Provincial Statistical Office.

Due to data limitations, included in this report are only the number of occurrences of these vital events among Capizeños by city/municipality and by month, daily averages, daily index, percent distribution and percent differences as compared to same period of 2024.

NUMBER OF REGISTERED DEATHS DECREASED IN Q1

The number of registered deaths in Capiz increased from 2021 to 2023. In 2021, there were 1,385 total registered deaths, 1,484 in 2022, and 1,522 in 2023, making it the highest recorded deaths in the past five (5) years. There was a notable decrease in the first quarter of 2024 and 2025, with a total of 1,380 death registrations in 2024 and 1,357 in 2025 (Figure 1).

Figure 1: Number of Deaths Registered: Capiz, First Quarter of 2021 to 2025



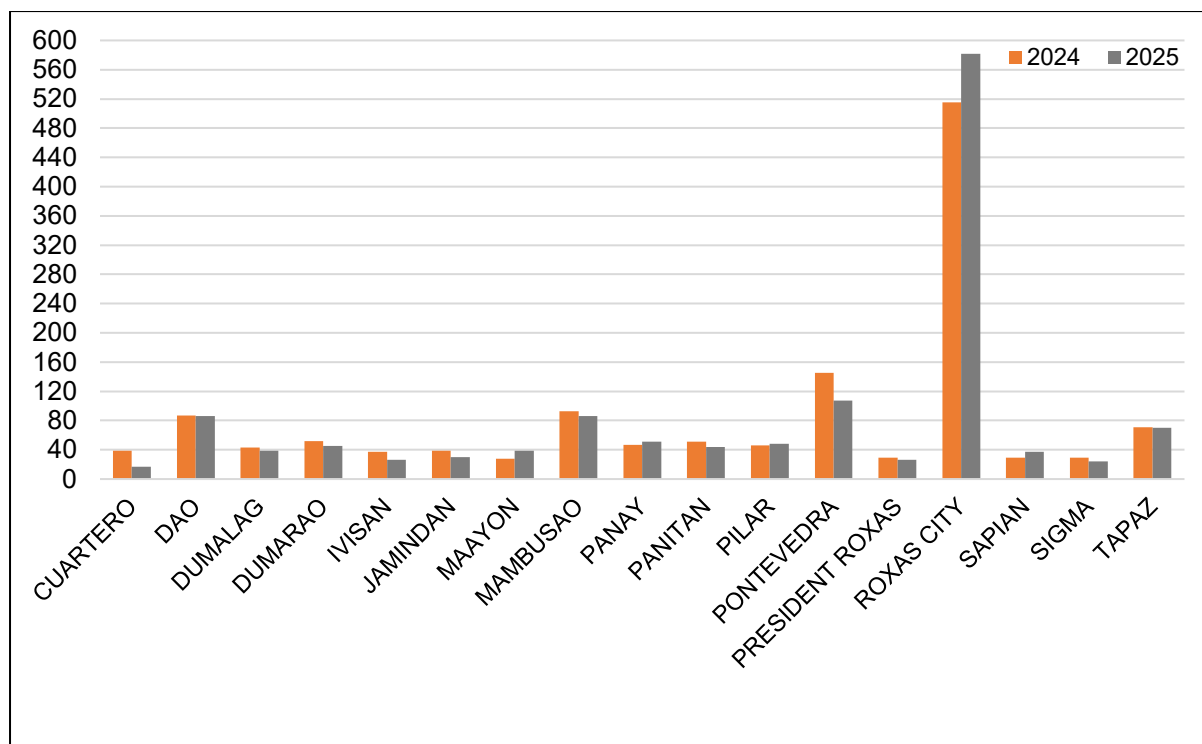
Source: Philippine Statistics Authority



15 DEATHS WERE RECORDED DAILY IN CAPIZ

The first quarter of 2025 had a decrease in the number of registered deaths in the province of Capiz compared to 2024 the same quarter by 23 or 1.67 percent. On average, there were approximately 15 deaths recorded daily in the province, with almost the same rate compared to the average daily rate in the first quarter of 2024 (Figure 2).

Figure 2: Number of Deaths Registered by City/Municipality: Capiz, First Quarter of 2024 and 2025



Source: Philippine Statistics Authority

As the provincial capital of Capiz, Roxas City accounted for the highest death count of the province, with 42.89 percent of the total records for the first quarter of 2025. Following Roxas City is the municipality of Pontevedra, contributing 7.89 percent. Conversely, the municipalities of Cuartero and Sigma had the lowest number of deaths recorded, with each contributing 1.25 and 1.77 percent, respectively (Table 1).



Table 1: Number of Deaths Registered by City/Municipality: Capiz, First Quarter of 2024 and 2025

City/ Municipality	2025 – 1st Quarter		2024 – 1st Quarter		Percent Change
	Registered Deaths	Percentage	Registered Deaths	Percentage	
CAPIZ	1,357	100.00	1,380	100.00	-1.67
Cuartero	17	1.25	39	2.83	-56.41
Dao	86	6.34	87	6.30	-1.15
Dumalag	39	2.87	43	3.12	-9.30
Dumarao	45	3.32	52	3.77	-13.46
Ivisan	26	1.92	37	2.68	-29.73
Jamindan	30	2.21	39	2.83	-23.08
Maayon	39	2.87	28	2.03	39.29
Mambusao	86	6.34	93	6.74	-7.53
Panay	51	3.76	47	3.41	8.51
Panitan	44	3.24	51	3.70	-13.73
Pilar	48	3.54	46	3.33	4.35
Pontevedra	107	7.89	145	10.51	-26.21
Pres. Roxas	26	1.92	29	2.10	-10.34
Roxas City	582	42.89	515	37.32	13.01
Sapian	37	2.73	29	2.10	27.59
Sigma	24	1.77	29	2.10	-17.24
Tapaz	70	5.16	71	5.14	-1.41

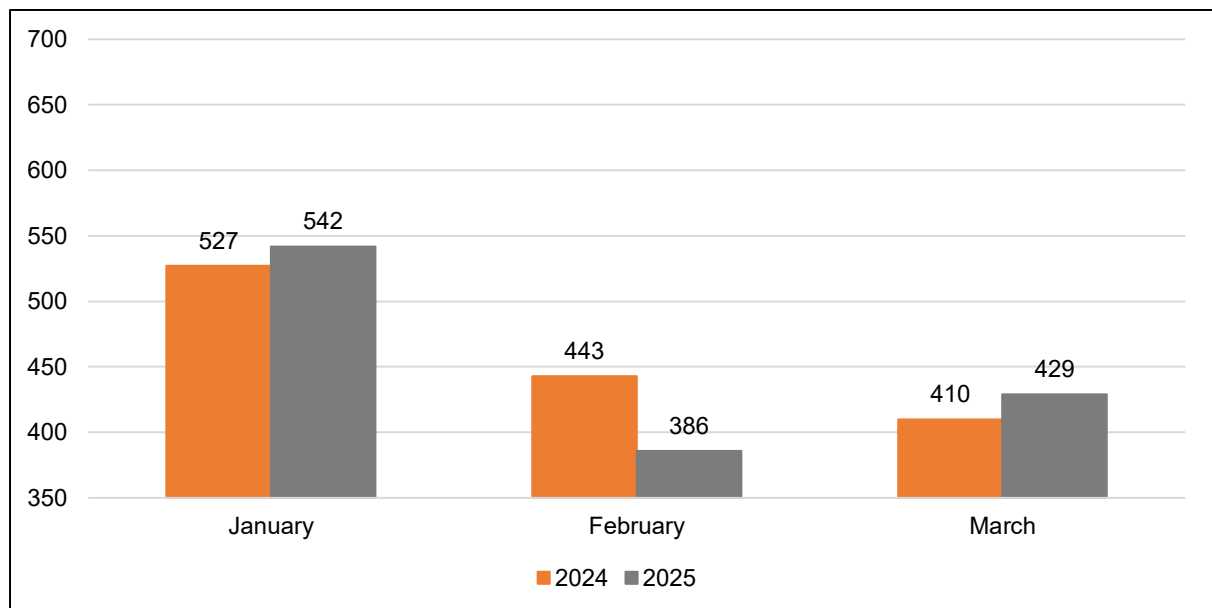
Source: Philippine Statistics Authority

JANUARY REGISTERED THE HIGHEST DEATH OCCURRENCE

The distribution of the number of deaths registered per month for the first quarter of 2025 is shown in Figure 3. January registered the greatest number of deaths, with 542 records of death. This translates to approximately 17 deaths per day and is 2.85 percent higher than the 527 total registered deaths of January 2024.



Figure 3. Number of Deaths Registered by Monthly Occurrence: Capiz, First Quarter of 2025 and 2024



Source: Philippine Statistics Authority

The month of February registered the lowest death occurrences with 386 in the first quarter of 2025 and has a daily average of 14 deaths per day. The daily average of the whole first quarter of 2025 is 15 deaths per day, which is also the same as the 15 daily average of the whole quarter of 2024 (Table 2).

**Table 2. Number of Deaths Registered and Daily Average
Month: Capiz First Quarter of 2024 and 2025**

Month of Occurrence	Deaths		Daily Average	
	2025	2024	2025	2024
TOTAL	1,357	1,380	15	15
January	542	527	17	17
February	386	443	14	16
March	429	410	14	13

Source: Philippine Statistics Authority



Reference No.: CR-2025-005

Subject: Capiz Registered Deaths in 2025 1st Quarter


Date: June 23, 2025

EXPLANATORY NOTES

Vital Statistics are derived from information obtained at the time when the occurrences of vital events and their characteristics are inscribed in a civil register. Vital acts and events are birth, death, and marriage, and all such events that have something to do with an individual's entrance and departure from life, together with the changes in civil status that may occur to a person during his lifetime. Recording of these events in the civil register is known as vital or civil registration, and the resulting documents are vital records.

Daily Average refers to the arithmetic mean of death occurrences per day.

Monthly Average refers to the arithmetic mean of death occurrences per month.



ROSIEBELLE A. BELUSO
(Senior Statistical Specialist)
Officer-In-Charge

SMAA

For more inquiries regarding this special release, please contact:

The Statistical Staff
Philippine Statistics Authority
Capiz Provincial Statistical Office
G/F Catalan Bldg., Magallanes St., Poblacion III, Roxas City
Telephone: (036) 6215-963
Email: capiz@psa.gov.ph



G/F Catalan Bldg., Magallanes St., Poblacion III, Roxas City, Capiz, Philippines 5800
Telephone: (036) 6215-963
www.rss006.psa.gov.ph/capiz