

SPECIAL RELEASE

ON VITAL STATISTICS

Capiz Registered Marriages in 2025 1st Quarter

Release Date: July 02, 2025
Reference No.: CR-2025-004

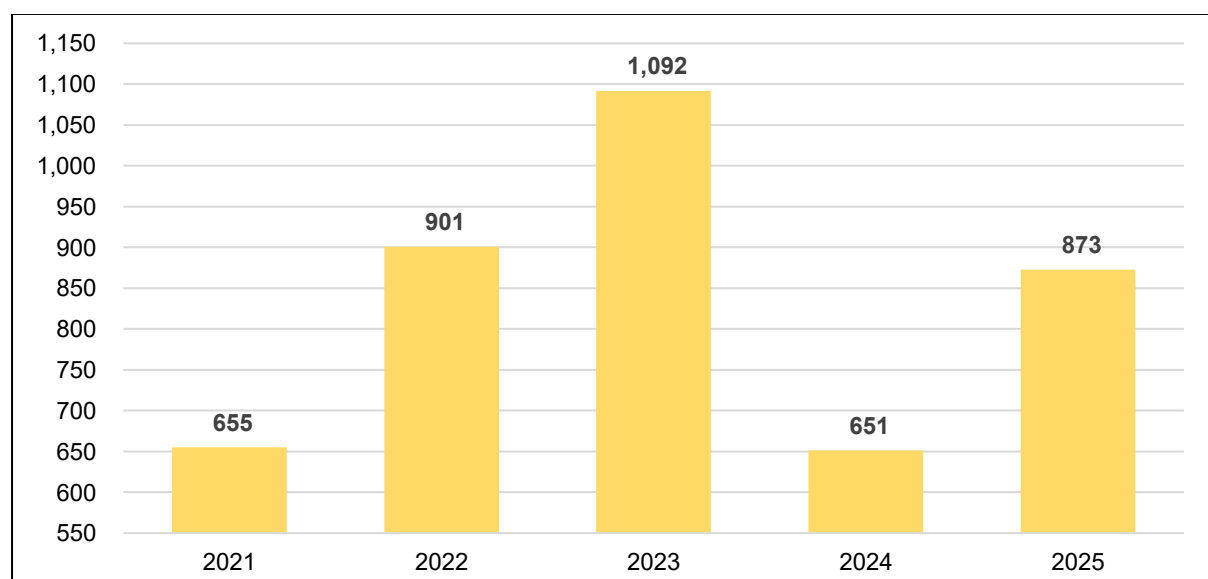
This special release for Civil Registration presents the vital events which include Marriages in the Province of Capiz for the First Quarter of 2025. This is a compilation of data from registered certificates forwarded by the Local Civil Registry Offices in the sixteen municipalities and sole city in the province to the Office of the Civil Registrar General (OCRG) through PSA - Capiz Provincial Statistical Office.

Due to data limitations, included in this report are only the number of occurrences of these vital events among Capizeños by city/municipality and by month, daily averages, daily index, percent distribution and percent differences as compared to same period of 2024 and the previous years.

NUMBER OF REGISTERED MARRIAGES INCREASED IN Q1

The number of registered marriages in Capiz has increased from 2021 to 2023 with 2023 having the highest total marriage. From 655 marriages in 2021, the number has increased to 901 marriages in 2022 and 1,092 in 2023. This was then followed by a notable decrease in numbers as it dropped to 651 marriages or by 40.38 percent in 2024. Conversely, it increased from 2024 to 2025 with 873 registered marriages or by 34.10 percent (Figure 1).

Figure 1: Number of Marriages Registered: Capiz First Quarter of 2021 to 2025

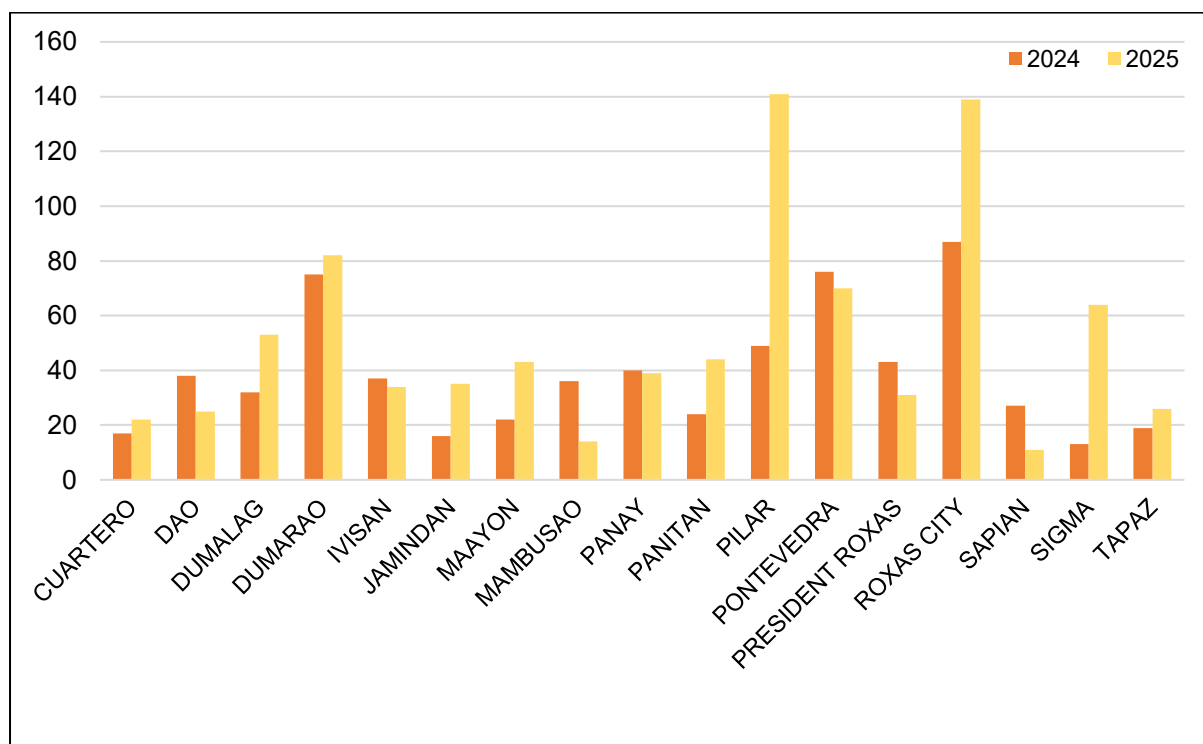


10 MARRIAGES OCCURRED DAILY IN CAPIZ

The first quarter of 2025 has significantly increased in the number of registered marriages in the province of Capiz compared to 2024 of the same quarter by 34.10 percent. The municipality of Pilar was the largest contributor to the marriage count of the province with 16.15 percent of the total records for the first quarter of 2025. Compared to the 49 total recorded marriages of the same period in 2024, there was an increase of 118.75 percent. Following Pilar is the Roxas City contributing 15.92 percent. Conversely, the municipalities of Sapián and Mambusao had the lowest number of marriages recorded with each contributing to 1.26 and 1.60 percent, respectively (Figure 2).

On average, there were approximately 10 marriages occurred daily in the province in 2025 which is notably a higher rate compared to 7 marriages daily in 2024 of the same quarter.

Figure 2: Number of Marriages Registered by City/Municipality: Capiz First Quarter of 2024 and 2025



Source: Philippine Statistics Authority

In comparison, the municipality of Sigma had the highest increase from 13 marriages in 2024 to 64 marriages in 2025 by 392.31 percent, while the municipality of Mambusao had the most notable decline in numbers from 36 marriages in 2024 to 14 marriages in 2025 by 61.11 percent (Table 1).

Table 1: Number of Marriages Registered by City/Municipality: Capiz First Quarter of 2024 and 2025

City/ Municipality	2025 – 1st Quarter		2024 – 1st Quarter		Percent Change
	Registered Marriages	Percentage	Registered Marriages	Percentage	
CAPIZ	873	100.00	651	100.00	34.10
Cuartero	22	2.52	17	2.61	29.41
Dao	25	2.86	38	5.84	-34.21
Dumalag	53	6.07	32	4.92	65.63
Dumarao	82	9.39	75	11.52	9.33
Ivisan	34	3.89	37	5.68	-8.11
Jamindan	35	4.01	16	2.46	118.75
Maayon	43	4.93	22	3.38	95.45
Mambusao	14	1.60	36	5.53	-61.11
Panay	39	4.47	40	6.14	-2.50
Panitan	44	5.04	24	3.69	83.33
Pilar	141	16.15	49	7.53	187.76
Pontevedra	70	8.02	76	11.67	-7.89
Pres. Roxas	31	3.55	43	6.61	-27.91
Roxas City	139	15.92	87	13.36	59.77
Sapian	11	1.26	27	4.15	-59.26
Sigma	64	7.33	13	2.00	392.31
Tapaz	26	2.98	19	2.92	36.84

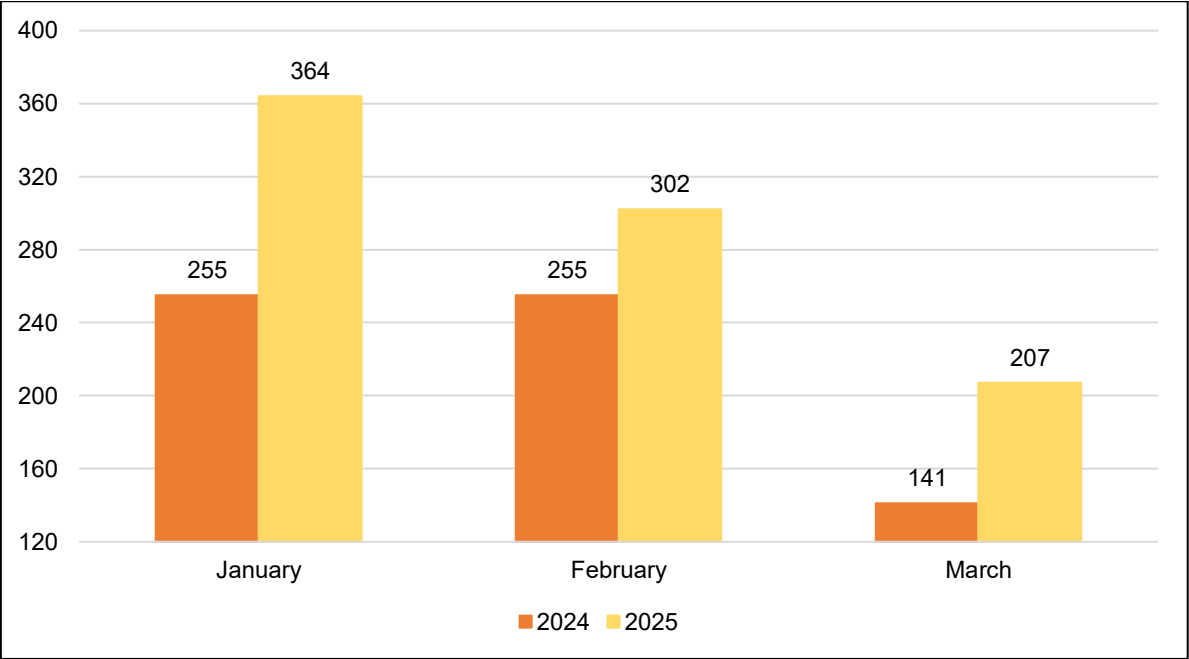
Source: Philippine Statistics Authority

JANUARY REGISTERED THE HIGHEST MARRIAGE OCCURRENCE

The distribution of the number of marriages registered per month for the first quarter of 2025 is shown in Figure 3. January registered the greatest number of marriages, with 364 records of marriage occurrence. This translates to approximately 12 marriages per day, which is 42.75 percent higher than the 255 total registered marriages in January 2024.



Figure 3. Number of Marriages Registered by Monthly Occurrence: Capiz First Quarter of 2025 and 2024



Source: Philippine Statistics Authority

The month of March registered the lowest number of marriage occurrences, with 207 records in the first quarter of 2025, and had a daily average of 7 marriages per day. The daily average of the whole first quarter of 2025 is 10 marriages per day, which is higher than the 7 daily average of the whole quarter of 2024 (Table 2).

Table 2. Number of Marriages Registered and Daily Average
Month: Capiz First Quarter of 2024 and 2025

Month of Occurrence	Marriages		Daily Average	
	2025	2024	2025	2024
TOTAL	873	651	10	7
January	364	255	12	8
February	302	255	11	9
March	207	141	7	5

Source: Philippine Statistics Authority



Reference No.: CR-2025-004

Subject: Capiz Registered Marriages in 2025 1st Quarter

Date: June 23, 2025


EXPLANATORY NOTES

Vital Statistics are derived from information obtained at the time when the occurrences of vital events and their characteristics are inscribed in a civil register. Vital acts and events are the birth, deaths and marriages, and all such events that have something to do with an individual's entrance and departure from life together with the changes in civil status that may occur to a person during his lifetime. Recording of these events in the civil register is known as vital or civil registration and the resulting documents are vital records.

Marriage is a contract of permanent union between a man and a woman entered in accordance with law for the establishment of conjugal and family life.

Daily Average refers to the arithmetic mean of marriage occurrences per day.

Monthly Average refers to the arithmetic mean of marriage occurrences per month.


ROSIBELLE A. BELUSO
(Senior Statistical Specialist)
Officer-In-Charge

SMAA

For more inquiries regarding this special release please contact:

The Statistical Staff
Philippine Statistics Authority
Capiz Provincial Statistical Office
G/F Catalan Bldg., Magallanes St., Poblacion III, Roxas City
Telephone: (036) 6215-963
Email: capiz@psa.gov.ph



G/F Catalan Bldg., Magallanes St., Poblacion III, Roxas City, Capiz, Philippines 5800
Telephone: (036) 6215-963
www.rss006.psa.gov.ph/capiz