

SPECIAL RELEASE

ON VITAL STATISTICS

Capiz Registered Births in 2025 1st Quarter

Release Date: July 02, 2025

Reference No.: CR-2025-003

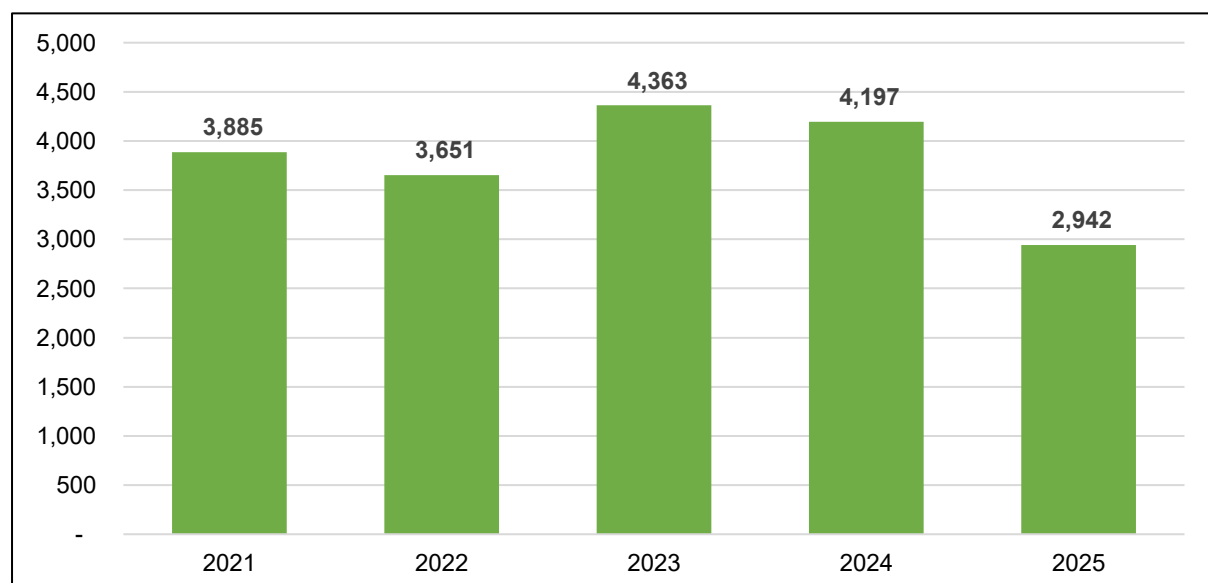
This special release for Civil Registration presents the vital events which include Births in the Province of Capiz for the First Quarter of 2025. This is a compilation of data from registered certificates forwarded by the Local Civil Registry Offices in the sixteen municipalities and sole city in the province to the Office of the Civil Registrar General (OCRG) through PSA - Capiz Provincial Statistical Office.

Due to data limitations, included in this report are only the number of occurrences of these vital events among Capizeños by city/municipality and by month, daily averages, daily index, percent distribution and percent differences as compared to same period of 2024.

NUMBER OF REGISTERED LIVE BIRTHS DECREASED IN Q1

The number of registered live births in Capiz had an increase-decrease pattern over the past five (5) years, with 2023 having the highest. There was a significant decrease in the first quarter of 2025 with a total of 2,942 registrations which is 29.90 percent lower compared to the 4,197 of 2024. The number of registrations has also decreased with 3,885 from 2021 to 3,651 in 2022 and has increased to 4,363 in 2023. The numbers then declined from 2023 to 2025 (Figure 1).

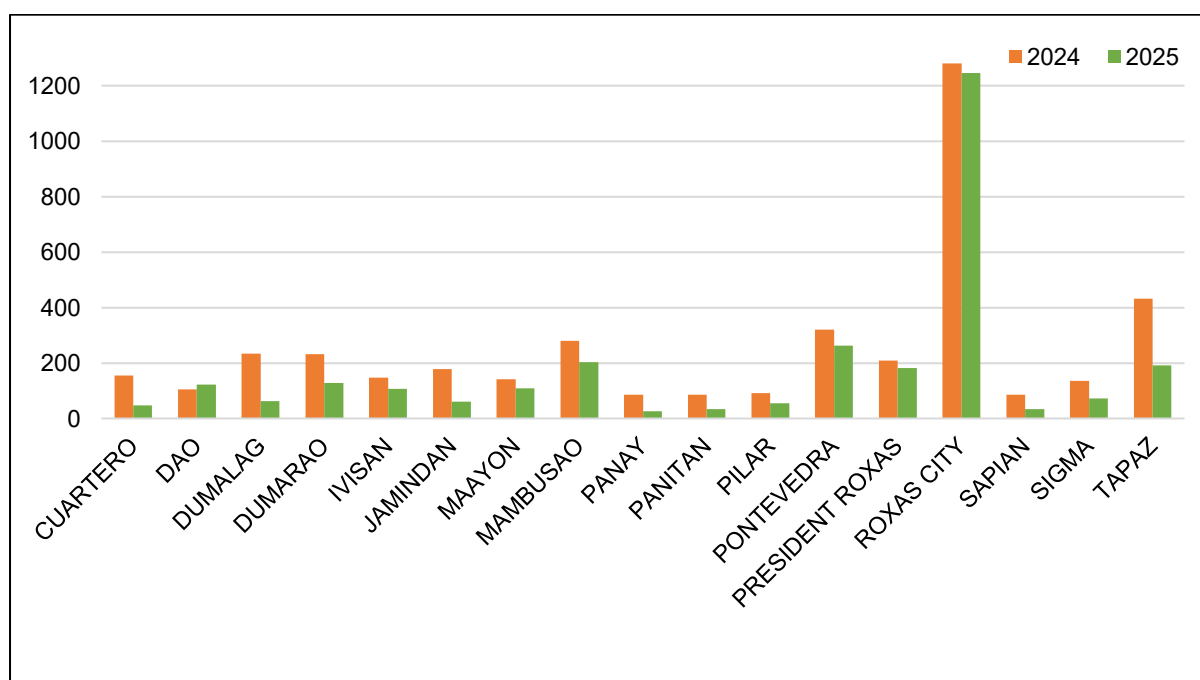
Figure 1: Number of Live Births Registered: Capiz First Quarter of 2021 to 2025



33 BABIES WERE BORN EVERYDAY IN CAPIZ

The first quarter of 2025 has significantly decreased in the number of registered live births in the province of Capiz compared to 2024 of the same quarter by 29.90 percent. On the average, there were approximately 33 babies born every day in the province which is notably in a lower rate compared to 46 babies born daily in 2024 of the same quarter (Figure 2).

Figure 2: Number of Live Births Registered by City/Municipality: Capiz First Quarter of 2024 and 2025



Source: Philippine Statistics Authority

As the provincial capital of Capiz, Roxas City remained as the primary contributor to the live birth count of the province with 30.52 percent of the total records for the first quarter of 2025. However, compared to the total recorded live births of the same period in 2024, there was a 2.81 percent decrease in Roxas city. Following Roxas City is the municipality of Tapaz contributing 10.27 percent. Conversely, the municipalities of Panitan and Sapián had the lowest number of live births recorded with each contributing 2.03 percent.

In comparison, only the municipality of Dao recorded an increase in live birth registrations from 105 in 2024 and 123 in 2025 with 17.14 percent. All the other municipalities decreased in the number of recorded live birth registrations (Table 1).



Table 1: Number of Live Births Registered by City/Municipality: Capiz First Quarter of 2024 and 2025

City/ Municipality	2025 – 1st Quarter		2024 – 1st Quarter		Percent Change
	Registered Live Births	Percentage	Registered Live Births	Percentage	
CAPIZ	2,942	100.00	4,197	100.00	-29.90
Cuartero	47	1.60	155	3.69	-69.68
Dao	123	4.18	105	2.50	17.14
Dumalag	63	2.14	233	5.55	-72.96
Dumarao	128	4.35	231	5.50	-44.59
Ivisan	106	3.60	148	3.53	-28.38
Jamindan	61	2.07	179	4.26	-65.92
Maayon	109	3.70	141	3.36	-22.70
Mambusao	204	6.93	280	6.67	-27.14
Panay	27	0.92	86	2.05	-68.60
Panitan	34	1.16	85	2.03	-60.00
Pilar	54	1.84	92	2.19	-41.30
Pontevedra	262	8.91	321	7.65	-18.38
Pres. Roxas	181	6.15	209	4.98	-13.40
Roxas City	1,245	42.32	1,281	30.52	-2.81
Sapian	34	1.16	85	2.03	-60.00
Sigma	73	2.48	135	3.22	-45.93
Tapaz	191	6.49	431	10.27	-55.68

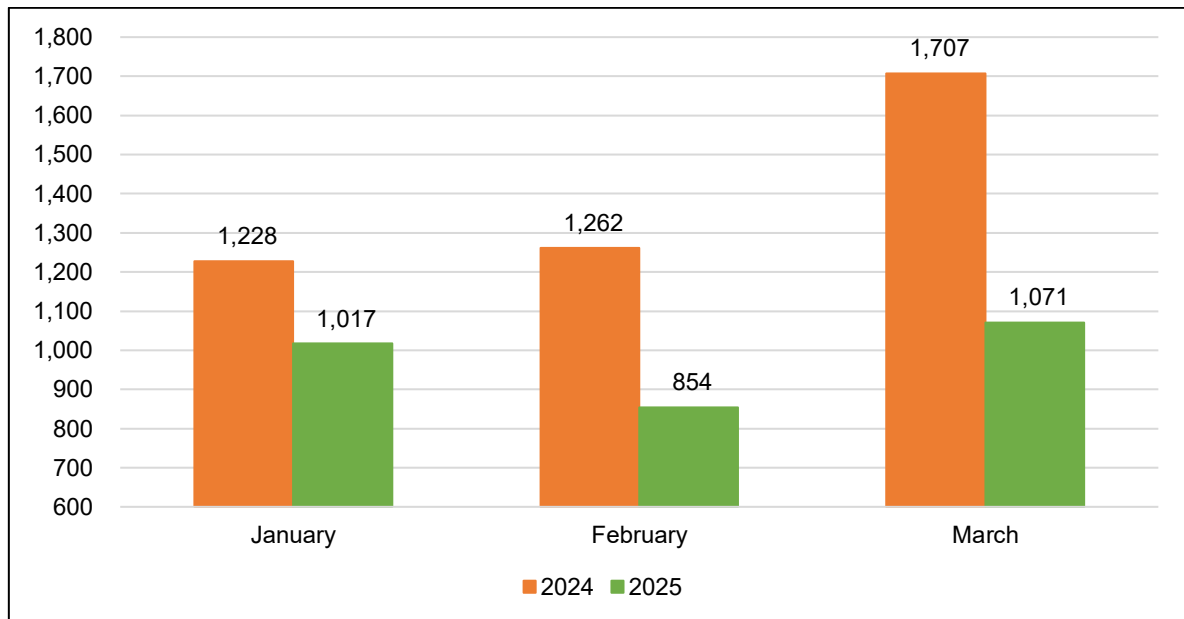
Source: Philippine Statistics Authority

MARCH REGISTERED THE HIGHEST BIRTH OCCURRENCE

The distribution of the number of births registered per month for the first quarter of 2025 is shown in Figure 3. March registered the greatest number of live births with 1,071 records of babies born. This translates to approximately 35 babies born per day and is 37.26 percent lower than the 1,707 total registered live births of March 2024.



Figure 3. Number of Live Births Registered by Monthly Occurrence: Capiz First Quarter of 2025 and 2024



Source: Philippine Statistics Authority

The month of February registered the lowest birth occurrences with 854 in the first quarter of 2025 and has a daily average of 31 births per day. The daily average of the whole first quarter of 2025 is 33 births per day which is lower than the 47 daily average of the whole quarter of 2024 (Table 2).

Table 2. Number of Live Births Registered and Daily Average Month: Capiz First Quarter of 2024 and 2025

Month of Occurrence	Births		Daily Average	
	2025	2024	2025	2024
TOTAL	2,942	4,197	33	47
January	1,017	1,228	33	40
February	854	1,262	31	45
March	1,071	1,707	35	55

Source: Philippine Statistics Authority



Reference No.: CR-2025-003

Subject: Capiz Registered Births in 2025 1st Quarter

Date: June 23, 2025

EXPLANATORY NOTES


Vital Statistics are derived from information obtained at the time when the occurrences of vital events and their characteristics are inscribed in a civil register. Vital acts and events are the birth, deaths and marriages, and all such events that have something to do with an individual's entrance and departure from life together with the changes in civil status that may occur to a person during his lifetime. Recording of these events in the civil register is known as vital or civil registration and the resulting documents are vital records.

Counts on Births include individuals who are born in the Philippines whose usual residence is in a foreign country.

Live Birth is a complete expulsion or extraction from its mother of a product of conception, irrespective of the duration of the pregnancy, which after such separation, breathes or shows any other evidence of life, such as beating of the heart, pulsation of the umbilical cord, or definite movement of voluntary muscles, whether or not the umbilical cord has been cut or placenta is attached; each product of such birth is considered live born.

Daily Average refers to the arithmetic mean of live birth occurrences per day.

Monthly Average refers to the arithmetic mean of live birth occurrences per month.


ROSIBELLE A. BELUSO
(Senior Statistical Specialist)
Officer-In-Charge

SMAA

For more inquiries regarding this special release please contact:

The Statistical Staff
Philippine Statistics Authority
Capiz Provincial Statistical Office
G/F Catalan Bldg., Magallanes St., Poblacion III, Roxas City
Telephone: (036) 6215-963
Email: capiz@psa.gov.ph



G/F Catalan Bldg., Magallanes St., Poblacion III, Roxas City, Capiz, Philippines 5800
Telephone: (036) 6215-963
www.rss006.psa.gov.ph/capiz