

SPECIAL RELEASE

ON VITAL STATISTICS

Capiz Registered Marriages in 2024 1st Quarter

Date of Release: 26 August 2024
Reference No. 2024-CR - 06

This special release for Civil Registration presents the number of Marriages in the Province of Capiz for the First Quarter of 2024. This is a compilation of data from registered certificates forwarded by the Local Civil Registry Offices in the sixteen municipalities and sole city in the province to the Office of the Civil Registrar General (OCRG) through PSA - Capiz Provincial Statistical Office.

Due to data limitations, included in this report are only the number of occurrences of these vital events among Capizeños by city/municipality and by month, daily averages, daily index, percent distribution and percent differences as compared to the same period of 2023 and the previous years.

REGISTERED MARRIAGES IN CAPIZ RECORDED AT 651

The number of marriages registered in Capiz during the first quarter of 2024 with 651 marriages marked significant decline compared to previous years. The record showed that it was the lowest among the years 2020 to 2024. The highest number of marriages registered was in 2023, with 1,092 marriages recorded. This year's figures represent a substantial decrease of 40.4 percent, indicating a notable downturn in the number of couples choosing to tie the knot in Capiz during the first three months of 2024 (Figure 1).

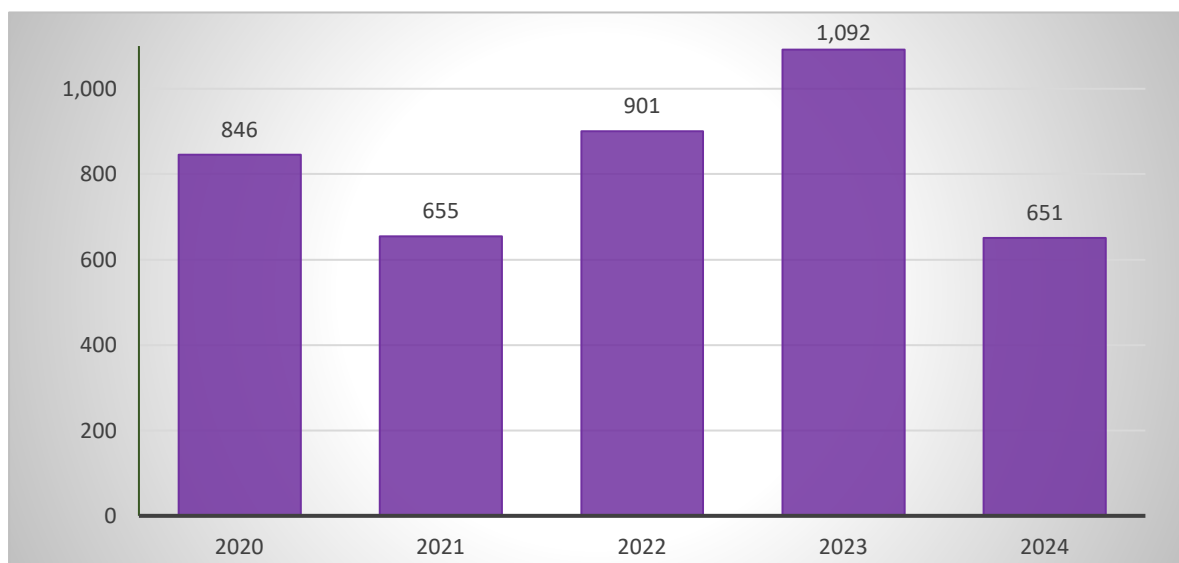


Figure 1. Number of Marriages Registered: Capiz First Quarter 2020 to 2024



NUMBER OF MARRIAGES AND PLACE OF OCCURRENCE

As shown in Figure 2 and Table 1, the total number of marriages registered in the province during the first quarter of 2024 was 651. This represents a significant decrease of 40.4 percent compared to the 1,092 marriages recorded in the same period of 2023. On average, approximately seven couples were wed each day in 2024, down from twelve couples per day in 2023.

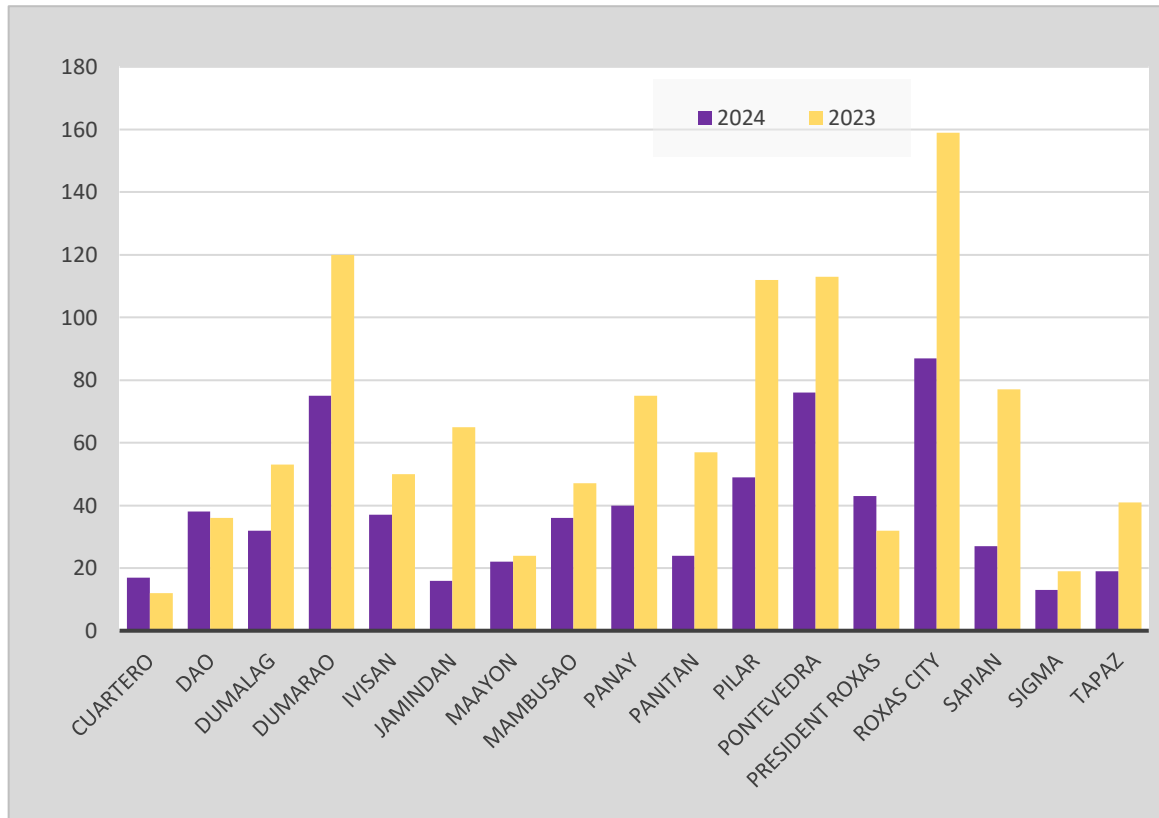


Figure 2. Number of Marriages Registered by City/Municipality: Capiz First Quarter of 2023 and 2024

As expected, Roxas City accounted for the highest number of marriages, with 87 or 13.4 percent of the total. This represents a significant decrease of 45.3 percent compared to the same period in 2023. The municipalities of Pontevedra and Dumarao followed closely behind, with 76 and 75 marriages respectively, accounting for 11.7 percent and 11.5 percent of the total. Sigma had the lowest number of marriages with only 13 registrations, representing a mere 2.0 percent share of the total registered marriages in the province. Of the sixteen municipalities and sole city in Capiz, nearly all exhibited a decline in registered marriages during the first quarter of 2024 compared to the first quarter of 2023.



Only the municipalities of Cuartero, President Roxas, and Dao experienced increases, with Cuartero showing the most significant growth at 41.7 percent. In contrast, Jamindan recorded the highest decline in registered marriages, with a decrease of 75.4 percent (Table 1).

City/ Municipality	2024 – 1st Quarter		2023 -1st Quarter		Percent Change
	Registered Marriages	Percentage	Registered Marriages	Percentage	
CAPIZ	651	100.0	1092	100.0	-40.4
Cuartero	17	2.6	12	1.1	41.7
Dao	38	5.8	36	3.3	5.6
Dumalag	32	4.9	53	4.9	-39.6
Dumarao	75	11.5	120	11.0	-37.5
Ivisan	37	5.7	50	4.6	-26.0
Jamindan	16	2.5	65	6.0	-75.4
Maayon	22	3.4	24	2.2	-8.3
Mambusao	36	5.5	47	4.3	-23.4
Panay	40	6.1	75	6.9	-46.7
Panitan	24	3.7	57	5.2	-57.9
Pilar	49	7.5	112	10.3	-56.3
Pontevedra	76	11.7	113	10.3	-32.7
Pres. Roxas	43	6.6	32	2.9	34.4
Roxas City	87	13.4	159	14.6	-45.3
Sapian	27	4.1	77	7.1	-64.9
Sigma	13	2.0	19	1.7	-31.6
Tapaz	19	2.9	41	3.8	-53.7

Table 1. Number of Marriages Registered by City/Municipality: Capiz First Quarter of 2023 and 2024

MONTH OF THE HIGHEST REGISTERED MARRIAGE OCCURRENCE

Figure 3 below illustrates the monthly distribution of marriages. January and February were the busiest months, with 255 registered marriages each. This translates to a daily average of 8.2 and 8.8 marriages, respectively.



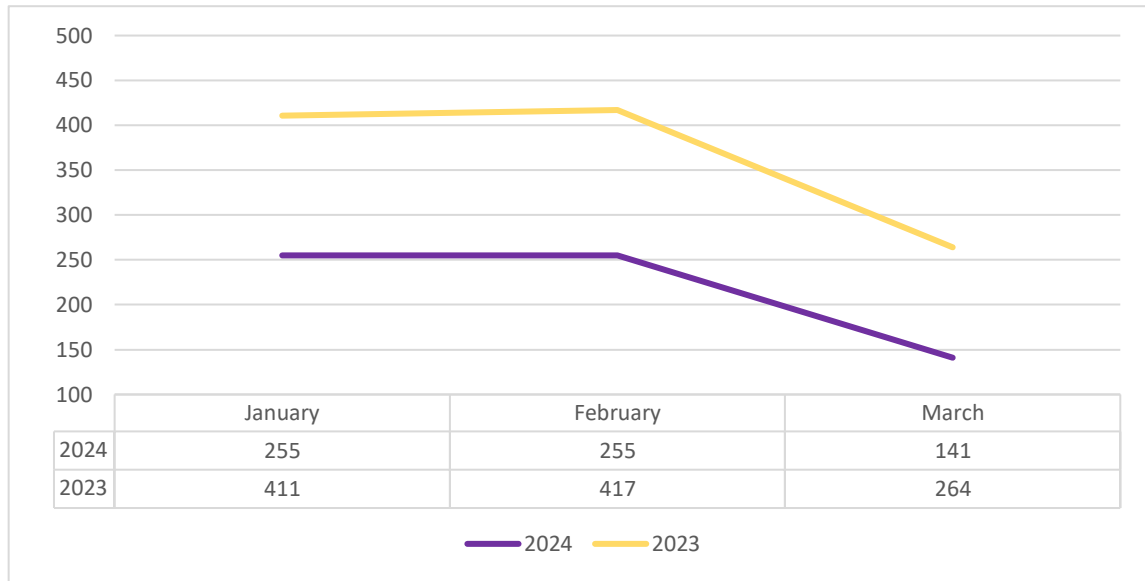


Figure 3. Number of Marriages Registered by Monthly Occurrence: Capiz Fourth Quarter of 2022 and 2023

March had the lowest number of registered marriages in the first quarter of 2024, with only 141. This translates to a daily average of 4.5, or approximately 5 marriages per day during the month.

Month Occurrence	Marriages		Daily Average	
	2024	2023	2024	2023
Total	651	1,092	7.2	12.1
January	255	411	8.2	13.3
February	255	417	8.8	14.9
March	141	264	4.5	8.5

Table 2. Number of Marriages Registered and Daily Average by Month of Occurrence: Capiz First Quarter of 2024 and 2023





EXPLANATORY NOTES

Introduction


Vital statistics are derived from information obtained at the time when the occurrences of vital events and their characteristics are inscribed in a civil register. Vital acts and events are the births, deaths, fetal deaths, marriages, and all such events that have something to do with an individual's entrance and departure from life together with the changes in civil status that may occur to a person during his lifetime. Recording of these events in the civil register is known as vital or civil registration and the resulting documents are called vital records.

Definition of terms and concepts

Significant terminologist and descriptions in the foregoing highlights and tables are defined below. Included are some items found in the certificates and summary measure used in describing the facts of events.

Marriage is a contract of permanent union between a man and a woman entered in accordance with law for the establishment of conjugal and family life.

Daily Average refers to the arithmetic mean of marriage occurrences per day.


ROSIBELLE A. BELUSO
(Senior Statistical Specialist)
Officer-In-Charge

For more inquiries regarding this special release please contact:

The Statistical Staff
Philippine Statistics Authority
Capiz Provincial Statistical Office
G/F Catalan Building
Magallanes Street., Roxas City
Tel. Nos. (036) 6210-127 & 6215-963
email: capiz@psa.gov.ph

aryaz

