

SPECIAL RELEASE

ON VITAL STATISTICS

Capiz Registered Births in 2024 1st Quarter

Date of Release: 23 August 2024
Reference No. 2024-CR - 04

This special release for Civil Registration presents the vital events which include Births in the Province of Capiz for the First Quarter of 2024. This is a compilation of data from registered certificates forwarded by the Local Civil Registry Offices in the sixteen municipalities and sole city in the province to the Office of the Civil Registrar General (OCRG) through PSA - Capiz Provincial Statistical Office.

Due to data limitations, included in this report are only the number of occurrences of these vital events among Capizeños by city/municipality and by month, daily averages, daily index, percent distribution and percent differences as compared to same period of 2023.

SLIGHT DECREASE IN THE NUMBER OF REGISTERED LIVE BIRTHS

The number of registered live births showed a minimal change in trend for the first quarter of past five (5) years. Notable change occurred in 2021 which recorded a decrease of 6.77 percent from 4,167 in 2020 to 3,885 in 2021. In a span of five (5) years, the live births registered in Capiz decreased 0.71 percent from 4,167 to 4,197 in 2020 and 2024, respectively (See Figure 1).

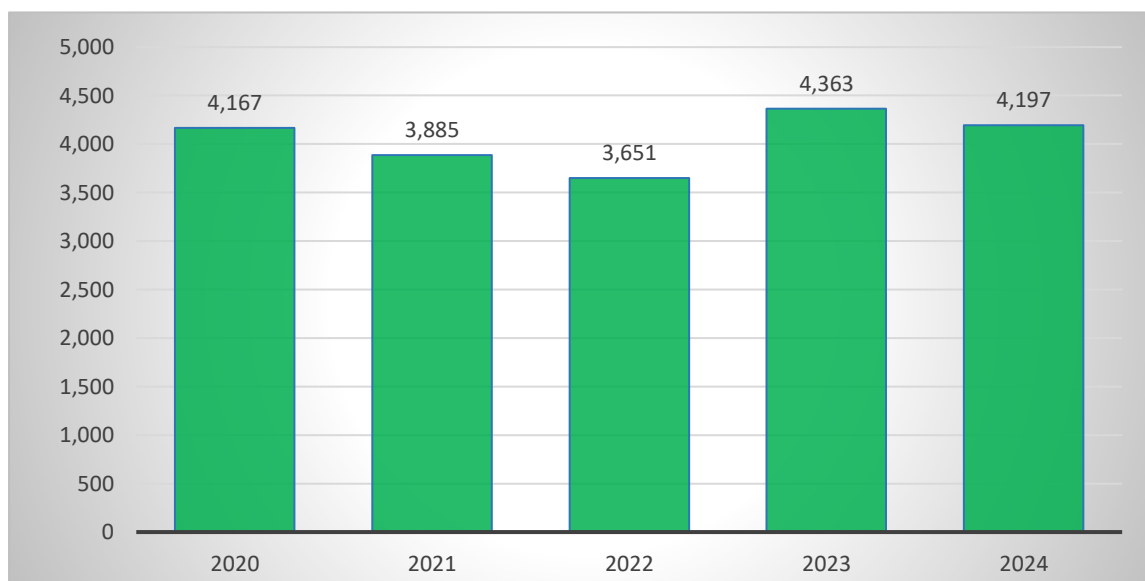


Figure 1. Number of Live Births Registered: Capiz First Quarter of 2020 to 2024

TWO BABIES WERE BORN EVERY HOUR IN CAPIZ

The first quarter of 2024 witnessed a modest decline in the number of live births registered across Capiz province compared to the same period in 2023. The province's total birth count for the quarter stood at 4,197, representing a 3.8 percent decrease from the 4,363 births recorded in 2023. On average, the province of Capiz experienced approximately 46 births per day during the first quarter of 2024. This equates to roughly two babies being born every hour. While this figure represents a slight decrease from the daily average of 48 births in the corresponding period of 2023, the overall birth rate remains relatively consistent (Figure 2).

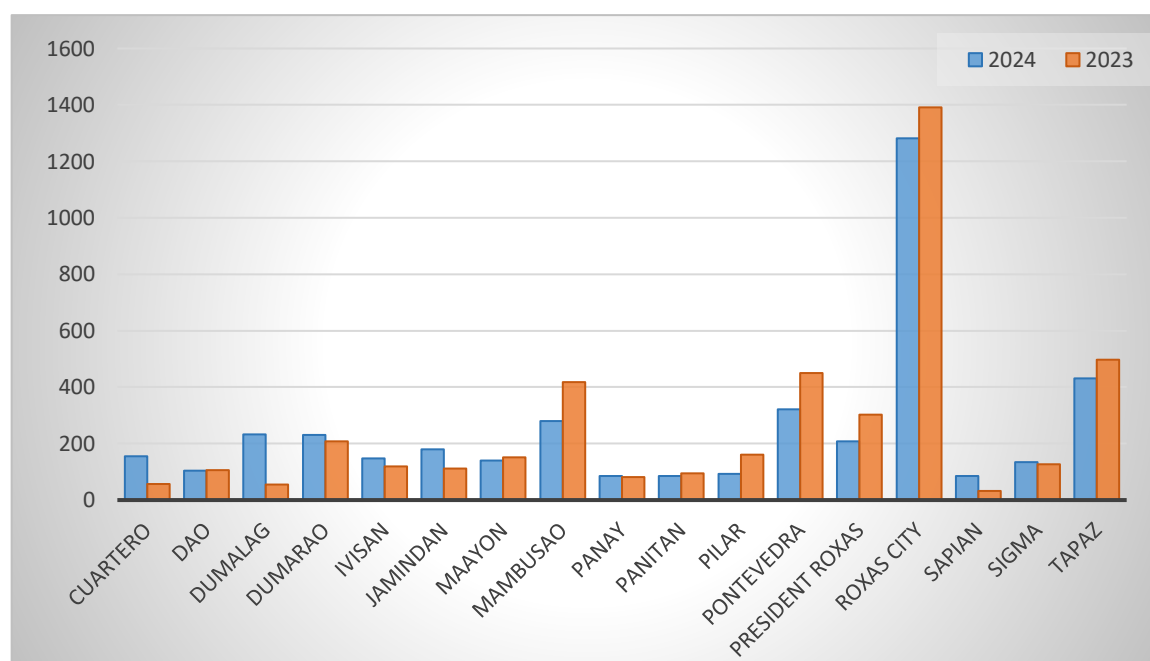


Figure 2. Number of Live Births Registered by City/Municipality: Capiz First Quarter of 2023 and 2024

Roxas City, the provincial capital, remained the top contributor to the province's live birth count with 1,281 births. Despite a marginal 8.0 percent decrease from the previous year, it accounted for 30.5 percent of all births in the first quarter of 2024. It is followed by municipality of Tapaz with 431 births which is 10.3 percent of the total births registered in the province (See Figure 2).

The municipalities of Panitan and Sapián registered the lowest number of births which only registered 85 births or 2.03 percent of the total births registered in the first quarter of 2024. Nine municipalities exhibited a decrease in live births registered from 2023 to 2024. The municipality of Pilar recorded the highest decline with 42.5 percent. Among the municipalities, Dumalag experienced the most dramatic surge in registered births, with a staggering 323.6 percent increase. Following closely behind were Cuartero and Sapián, which recorded substantial increases of 171.9 percent and 157.6 percent, respectively (Table 1).

City/ Municipality	2024– 1st Quarter		2023 – 1st Quarter		Percent Change
	Registered Live Births	Percentage	Registered Live Births	Percentage	
CAPIZ	4,197	100.0	4,363	100.0	-3.8
Cuartero	155	3.69	57	1.3	171.9
Dao	105	2.50	106	2.4	-0.9
Dumalag	233	5.55	55	1.3	323.6
Dumarao	231	5.50	209	4.8	10.5
Ivisan	148	3.53	119	2.7	24.4
Jamindan	179	4.26	111	2.5	61.3
Maayon	141	3.36	152	3.5	- 7.2
Mambusao	280	6.67	417	9.6	- 32.9
Panay	86	2.05	81	1.9	6.2
Panitan	85	2.03	94	2.2	-9.6
Pilar	92	2.19	160	3.7	- 42.5
Pontevedra	321	7.65	451	10.3	- 28.8
Pres. Roxas	209	4.98	302	6.9	- 30.8
Roxas City	1281	30.52	1392	31.9	- 8.0
Sapian	85	2.03	33	0.8	157.6
Sigma	135	3.22	127	2.9	6.3
Tapaz	431	10.3	497	11.4	- 13.3

Table 1. Number of Live Births Registered by City/Municipality: Capiz First Quarter of 2023 and 2024

MARCH REGISTERED THE HIGHEST BIRTH OCCURRENCE

In Figure 3 below, it indicates the birth occurrences by month. A total of 1,707 babies were born in March, representing the highest monthly count for the quarter. This translates to approximately 55 births per day, or nearly two babies every hour.

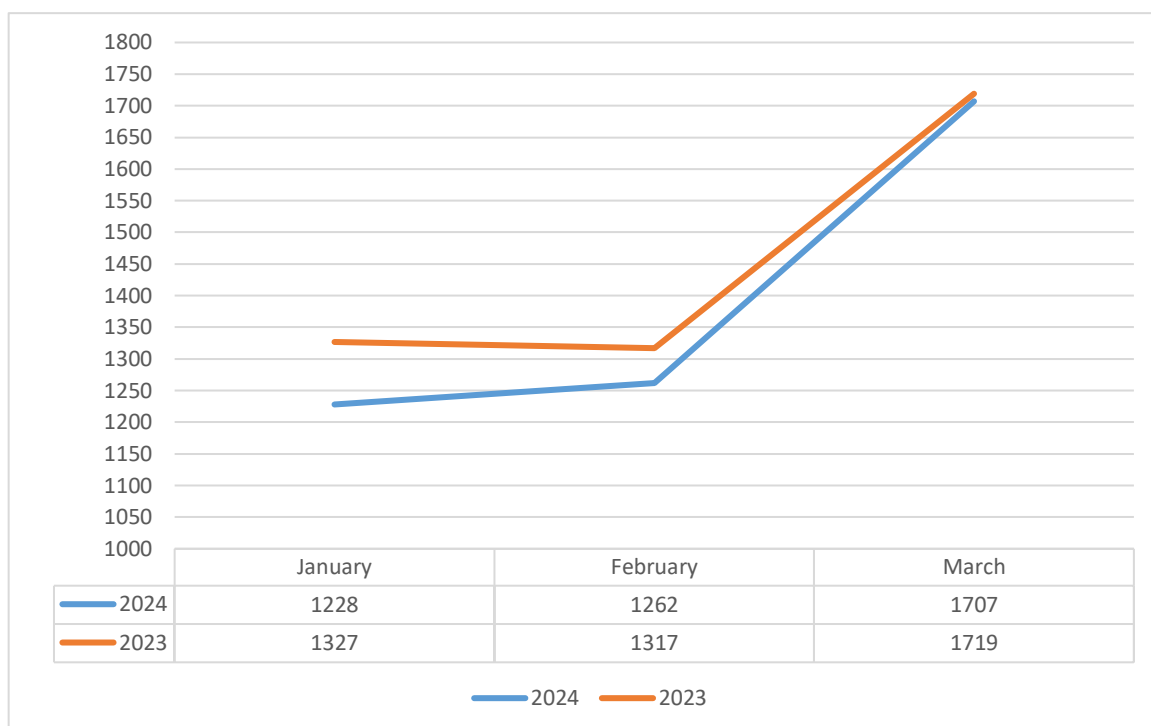


Figure 3. Number of Live Births Registered by Monthly Occurrence: Capiz First Quarter of 2023 and 2024

The month of January registered the lowest birth occurrences with 1,228 in the first quarter of 2024 or a daily average of about 40. It is also the only month below the daily index reported in the whole quarter. The overall daily average number of births experienced a slight decrease in the first quarter of 2024 compared to 2023. However, the overall birth rate remained relatively consistent, indicating a steady population growth (Table 2).

Month Occurrence	Births		Daily Average	
	2024	2023	2024	2023
TOTAL	4,197	4,363	46	48
January	1,228	1,327	40	43
February	1,262	1,317	44	47
March	1,707	1,719	55	55

Table 2. Number of Live Births Registered and Daily Average
Month: Capiz First Quarter of 2023 and 2024

EXPLANATORY NOTES


Vital Statistics are derived from information obtained at the time when the occurrences of vital events and their characteristics are inscribed in a civil register. Vital acts and events are the birth, deaths and marriages, and all such events that have something to do with an individual's entrance and departure from life together with the changes in civil status that may occur to a person during his lifetime. Recording of these events in the civil register is known as vital or civil registration and the resulting documents are vital records.

Counts on Births include individuals who are born in the Philippines whose usual residence is in a foreign country.

Live Birth is a complete expulsion or extraction from its mother of a product of conception, irrespective of the duration of the pregnancy, which after such separation, breathes or shows any other evidence of life, such as beating of the heart, pulsation of the umbilical cord, or definite movement of voluntary muscles, whether or not the umbilical cord has been cut or placenta is attached; each product of such birth is considered live born.

Daily Average refers to the arithmetic mean of live birth occurrences per day.

Monthly Average refers to the arithmetic mean of live birth occurrences per month.



ROSIEBELLE A. BELUSO
(Senior Statistical Specialist)
Officer-In-Charge

For more inquiries regarding this special release please contact:

The Statistical Staff
Philippine Statistics Authority
Capiz Provincial Statistical Office
G/F Catalan Building
Magallanes Street., Roxas City
Tel. Nos. (036) 6210-127 & 6215-963
email: capiz@psa.gov.ph