



SPECIAL RELEASE

ON VITAL STATISTICS

Capiz Registered Marriages in 2023 4th Quarter

Date of Release: 23 January 2024

Reference No. 2024-CR - 02

This special release for Civil Registration presents the number of Marriages in the Province of Capiz for the Fourth Quarter of 2023. This is a compilation of data from registered certificates forwarded by the Local Civil Registry Offices in the sixteen municipalities and sole city in the province to the Office of the Civil Registrar General (OCRG) through PSA - Capiz Provincial Statistical Office.

Due to data limitations, included in this report are only the number of occurrences of these vital events among Capizeños by city/municipality and by month, daily averages, daily index, percent distribution and percent differences as compared to the same period of 2022 and the previous years.

REGISTERED MARRIAGES IN CAPIZ RECORDED AT 632

A noticeable downfall in 2020 which recorded a decrease of 15.24 percent in 2019. Then it increased again until 2022 and a sudden drop by 2023.

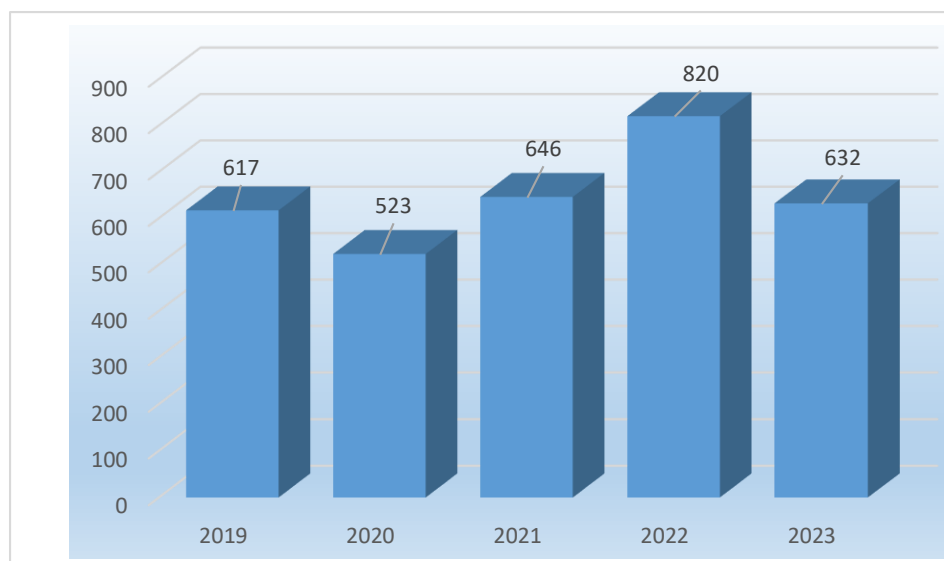


Figure 1. Number of Marriages Registered: Capiz Fourth Quarter of 2019 to 2023



NUMBER OF MARRIAGES AND PLACE OF OCCURRENCE

As shown in Figure 2 and Table 1, the number of marriages registered in the province in the fourth quarter of 2023 totaled to 632. This showed a decrease of 22.93 percent from 820 marriages in the same period of 2022 and indicates a daily average occurrence of 8.97 or roughly nine couples are wed every day.

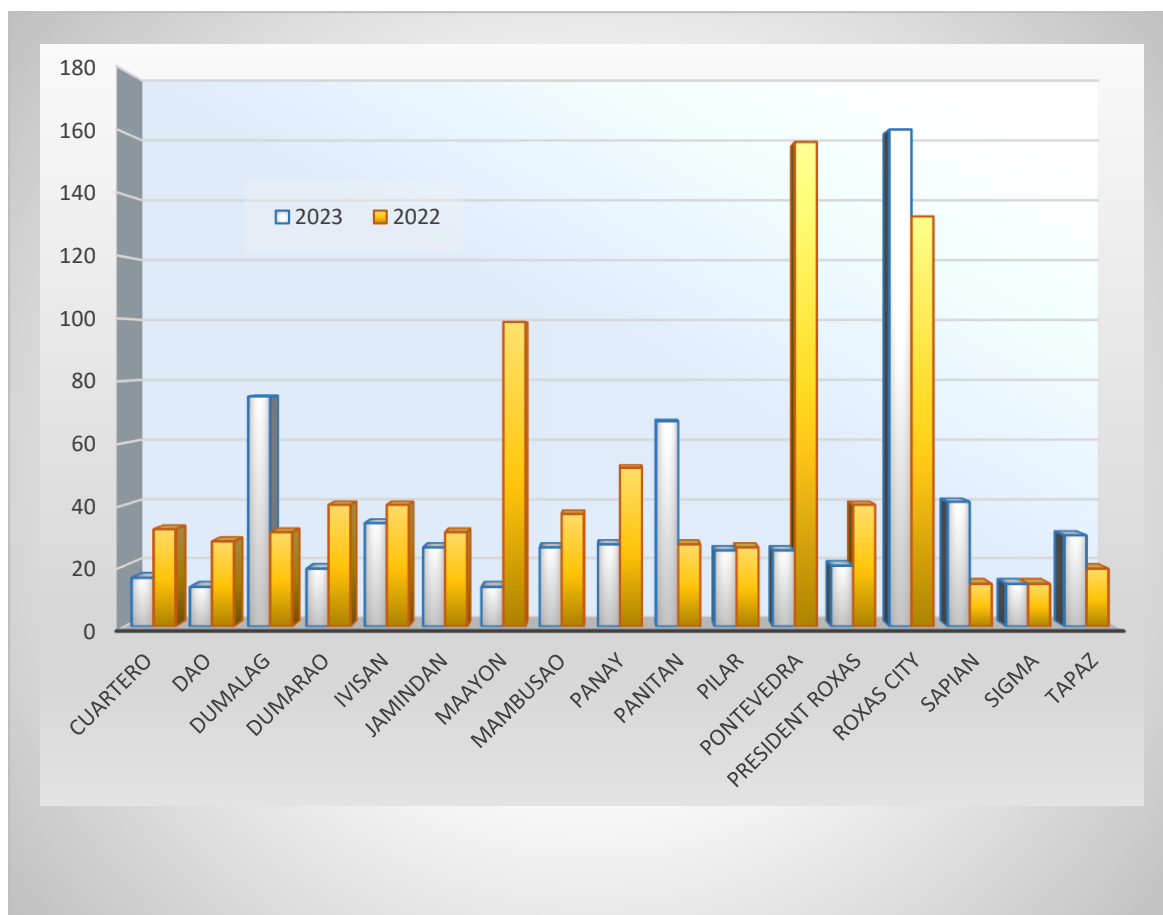


Figure 2. Number of Marriages Registered by City/Municipality: Capiz Fourth Quarter of 2022 and 2023

As expected, Roxas City accounted the highest number of marriages with 161 or 25.47 percent, registering an increase of 21.05 percent from the same period of 2022. It is followed by municipality of Dumalag with 75 with also an increase of 141.94 percent compared from fourth quarter of 2022 record. Dao and Maayon had the lowest number of marriages with both only 13 marriage registrations.

City/ Municipality	2023 – 4 th Qtr		2022 -4 th Qtr		Percent Change
	Registered Marriages	Percentage	Registered Marriages	Percentage	
CAPIZ	632	100.00	820	100.00	-22.93
Cuartero	16	2.53	32	3.90	-50.00
Dao	13	2.06	28	3.41	-53.57
Dumalag	75	11.87	31	3.78	141.94
Dumarao	19	3.01	40	4.88	-52.50
Ivisan	34	5.38	40	4.88	-15.00
Jamindan	26	4.11	31	3.78	-16.13
Maayon	13	2.06	99	12.07	-86.87
Mambusao	26	4.11	37	4.51	-29.73
Panay	27	4.27	52	6.34	-48.08
Panitan	67	10.60	27	3.29	148.15
Pilar	25	3.96	26	3.17	-3.85
Pontevedra	25	3.96	157	19.15	-84.08
Pres. Roxas	20	3.16	40	4.88	-50.00
Roxas City	161	25.47	133	16.22	21.05
Sapian	41	6.49	14	1.71	192.86
Sigma	14	2.22	14	1.71	0.00
Tapaz	30	4.75	19	2.32	57.89

Table 1. Number of Marriages Registered, Percent Distribution and Percent Change by City/Municipality: Capiz Fourth Quarter of 2022 and 2023

Of the sixteen municipalities and sole city, eleven municipalities exhibited a decrease in marriages registered from fourth quarter of years 2022 to 2023. On the other hand, the municipality of Sapian recorded the highest escalation with 192.86 percent.



MAY REGISTERED THE HIGHEST MARRIAGE OCCURRENCE

Figure 3 below indicates the marriage occurrences by month. December with 340 registered marriage occurrences claimed the top spot followed by November as months with highest occurrences with 147 marriages.

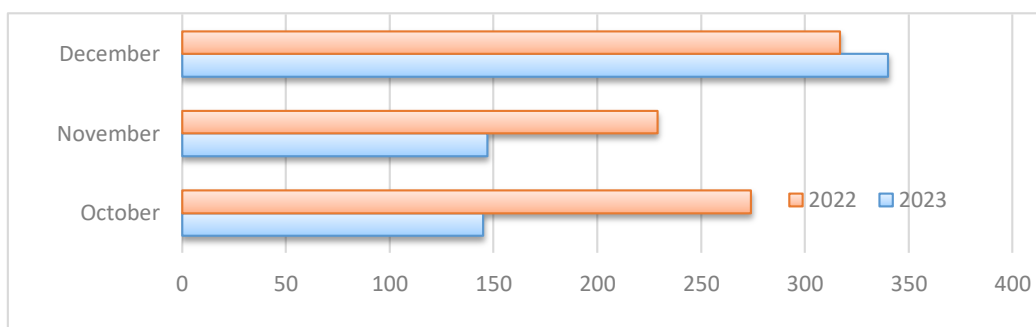


Figure 3. Number of Live Births Registered by Monthly Occurrence: Capiz Fourth Quarter of 2022 and 2023

The month of October registered the lowest marriage occurrences with only 145 in 2023, September had the lowest figure in third quarter of 2022. In September 2023, twelve or 13 marriages took place in Capiz.

Month Occurrence	Marriages		Daily Average		Daily Index	
	2032	2022	2023	2022	2023	2022
TOTAL	632	820	6.87	8.91	100.00	100.00
October	145	274	4.68	8.84	68.09	99.17
November	147	229	4.74	7.39	69.03	82.88
December	340	317	11.33	10.57	164.98	118.55

Table 2. Number of Marriages Registered, Daily Average and Daily Index by Month of Occurrence: Capiz Fourth Quarter of 2022 and 2023

FRANKIE D. DORDAS
Provincial Statistics Officer

For more inquiries regarding this special release please contact:

The Statistical Staff



G/F Catalan Bldg., Magallanes Street, Barangay (Poblacion) III, Roxas City 5800
Telephone: (036) 6215-963 * TeleFax (036) 6210-127 www.psa.gov.ph
Email: capiz@psa.gov.ph www.rss006.psa.gov.ph/psacapiz

Philippine Statistics Authority
Capiz Provincial Statistical Office
G/F Catalan Building
Magallanes Street., Roxas City
Tel. Nos. (036) 6210-127 & 6215-963
email: capiz@psa.gov.ph



G/F Catalan Bldg., Magallanes Street, Barangay (Poblacion) III, Roxas City 5800
Telephone: (036) 6215-963 * TeleFax (036) 6210-127 www.psa.gov.ph
Email: capiz@psa.gov.ph www.rso06.psa.gov.ph/psacapiz