



REPUBLIC OF THE PHILIPPINES

PHILIPPINE STATISTICS AUTHORITY

CAPIZ PROVINCIAL STATISTICAL OFFICE

SPECIAL RELEASE

ON VITAL STATISTICS

Capiz Registered Births in 2023 4th Quarter

Date of Release: 18 January 2024

Reference No. 2024-CR - 01

This special release for Civil Registration presents the vital events which include Births in the Province of Capiz for the Fourth Quarter of 2023. This is a compilation of data from registered certificates forwarded by the Local Civil Registry Offices in the sixteen municipalities and sole city in the province to the Office of the Civil Registrar General (OCRG) through PSA - Capiz Provincial Statistical Office.

Due to data limitations, included in this report are only the number of occurrences of these vital events among Capizeños by city/municipality and by month, daily averages, daily index, percent distribution and percent differences as compared to same period of 2022.

SLIGHT INCREASE IN THE NUMBER OF REGISTERED LIVE BIRTHS

The number of registered live births showed a minimal change in trend for the fourth quarter of past five (5) years. Notable abrupt change occurred in 2021 which recorded a decrease of 16.45 percent from 4,122 in 2020 to 3,444 in 2021.

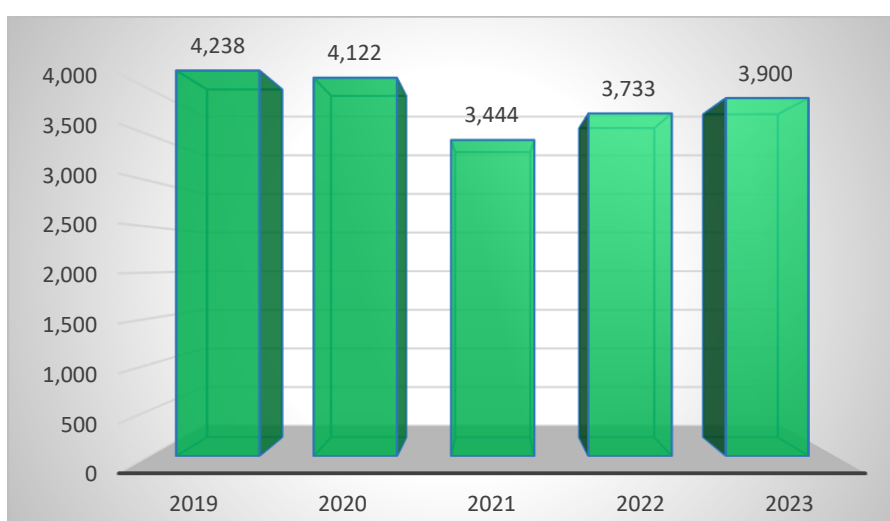


Figure 1. Number of Live Births Registered: Capiz Fourth Quarter of 2019 to 2023



G/F Catalan Bldg., Magallanes Street, Barangay (Poblacion) III, Roxas City 5800
Telephone: (036) 6215-963 * TeleFax (036) 6210-127 www.psa.gov.ph
Email: capiz@psa.gov.ph www.rso06.psa.gov.ph/psacapiz

In a span of five (5) years, the live births registered in Capiz decreased 7.98 percent from 4,238 to 3,900 in 2019 and 2023, respectively.

ONE OR TWO BABIES WERE BORN EVERY HOUR IN CAPIZ

As shown in Figure 2 and Table 1, the number of live births registered in Capiz in 2023 totaled to 3,900. This showed an increase of 4.37 percent from 3,733 live births in fourth quarter of 2022. In same period of 2023, it indicates a daily average occurrence of 42.39 or around 1 or 2 babies are born every hour in the province.

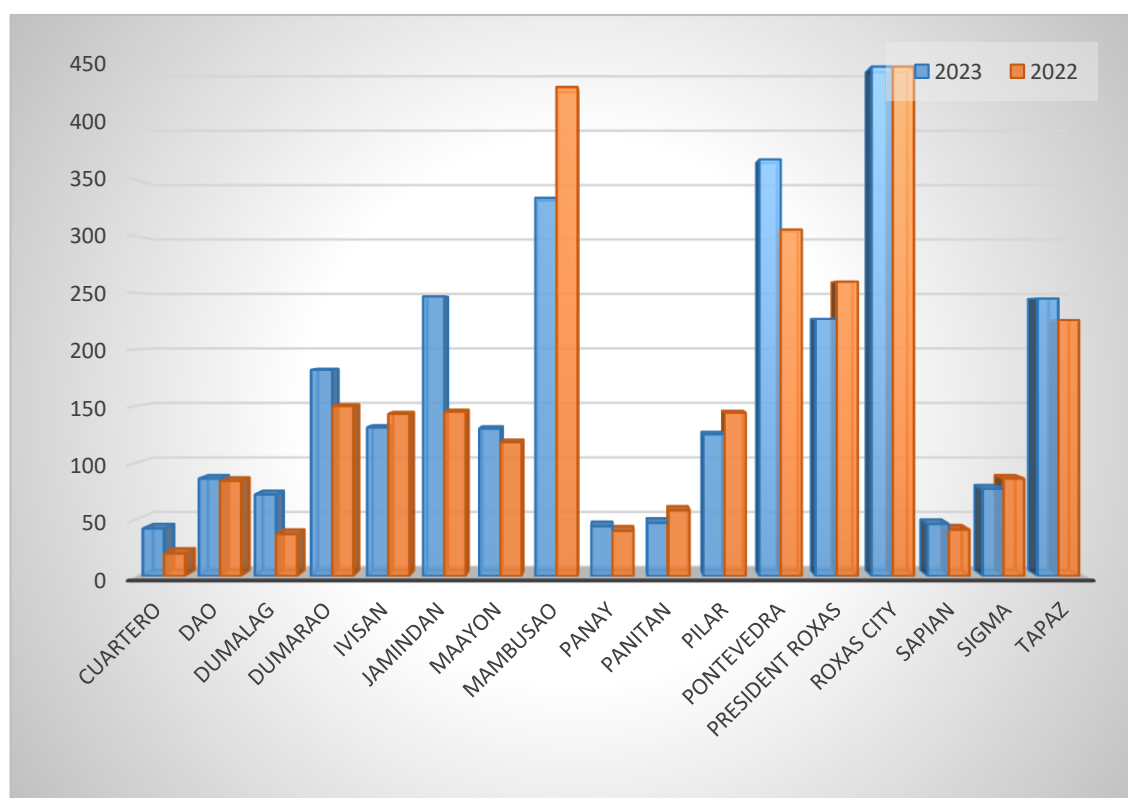


Figure 2. Number of Live Births Registered by City/Municipality: Capiz Fourth Quarter of 2022 and 2023

As expected, Roxas City accounted the highest number of live births with 1,497 or 38.38 percent and registering a 3.74 percent increase in 2022. It is followed by municipality of Pontevedra with 398 which is 9.44 percent of the total births registered in the province. Cuartero had the lowest number of births which only registered 42 births or 1.08 percent of the total births registered in fourth quarter of 2023.

City/ Municipality	2023 – 4 th Q		2022 – 4 th Q		Percent Change
	Registered Live Births	Percentage	Registered Live Births	Percentage	
CAPIZ	3,900	100.00	3,733	100.00	4.47
Cuartero	42	1.08	20	0.54	110.00
Dao	86	2.21	84	2.25	2.38
Dumalag	72	1.85	37	0.99	94.59
Dumarao	182	4.67	150	4.02	21.33
Ivisan	131	3.36	143	3.83	-8.39
Jamindan	247	6.33	145	3.88	70.34
Maayon	130	3.33	118	3.16	10.17
Mambusao	334	8.56	432	11.57	-22.69
Panay	44	1.13	40	1.07	10.00
Panitan	47	1.21	58	1.55	-18.97
Pilar	125	3.21	144	3.86	-13.19
Pontevedra	368	9.44	306	8.20	20.26
Pres. Roxas	227	5.82	260	6.96	-12.69
Roxas City	1,497	38.38	1,443	38.66	3.74
Sapian	46	1.18	41	1.10	12.20
Sigma	77	1.97	86	2.30	-10.47
Tapaz	245	6.28	226	6.05	8.41

Table 1. Number of Live Births Registered, Percent Distribution and Percent Change by City/Municipality: Capiz Fourth Quarter of 2022 and 2023

Six municipalities exhibited a decrease in live births registered from 2022 to 2023. The municipality of Mambusao recorded the highest decline with 22.69 percent. On the other hand, the municipality Cuartero's live birth record increased a whopping 110.00 percent upsurge.

OCTOBER REGISTERED THE HIGHEST BIRTH OCCURRENCE

In Figure 3 below, it indicates the birth occurrences by month. October with 1,380 registered birth occurrences claimed month with highest birth occurrence. Around 44 babies or approximately two babies every hour were born during this month in 2023.

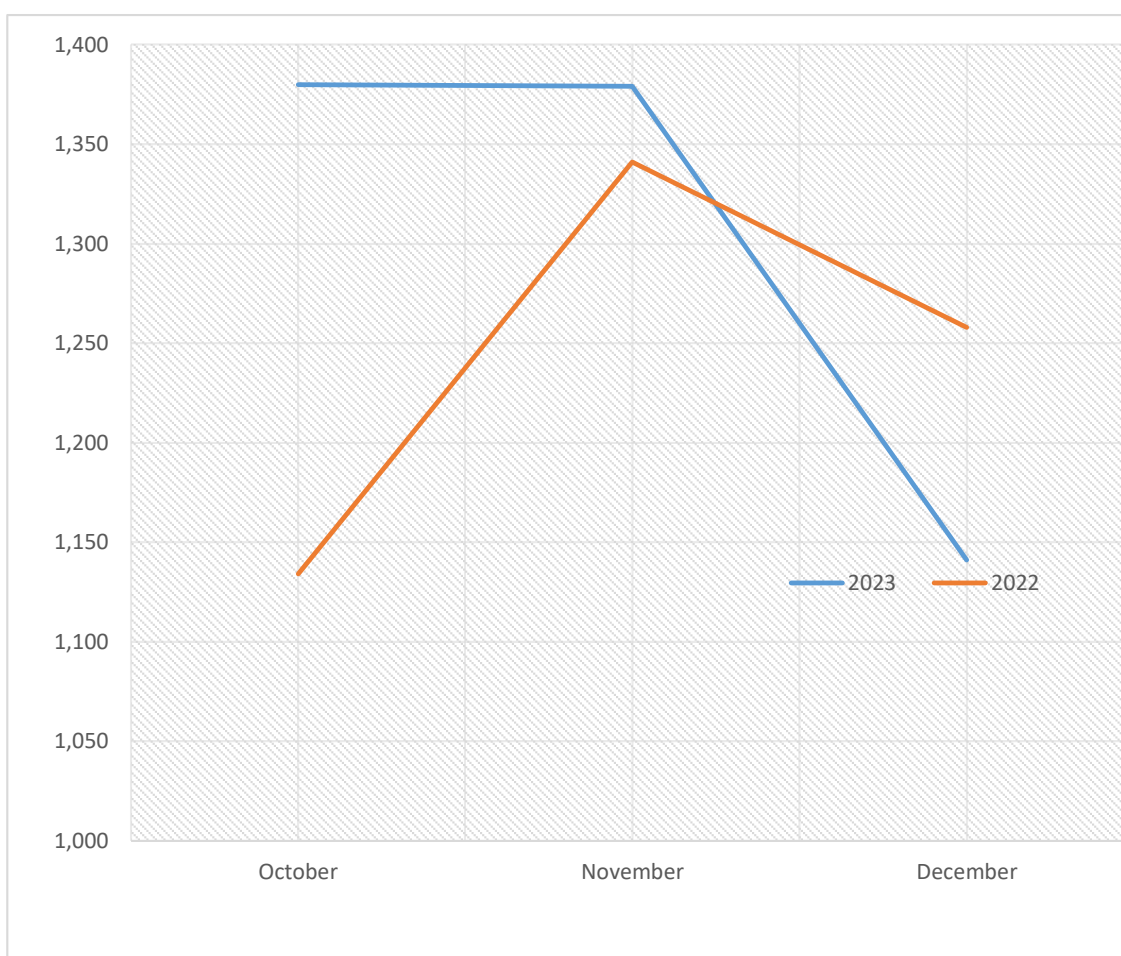


Figure 3. Number of Live Births Registered by Monthly Occurrence: Capiz Fourth Quarter of 2022 and 2023

The month of December registered the lowest birth occurrences with 1,141 in fourth quarter of 2023 or a daily average of about 38.03. It also the only month below the daily index reported in the whole quarter.

Month Occurrence	Births		Daily Average		Daily Index	
	2023	2022	2023	2022	2023	2022
TOTAL	3,900	3,733	42.39	40.58	100.00	100.00
October	1,380	1,134	44.52	36.58	105.01	90.15
November	1,379	1,341	44.48	43.26	104.94	106.61
December	1,141	1,258	38.03	41.93	89.72	103.34

Table 2. Number of Live Births Registered, Daily Average and Daily Index by Month: Capiz Fourth Quarter of 2022 and 2023

FRANKIE D. DORDAS
Provincial Statistics Officer

For more inquiries regarding this special release please contact:

The Statistical Staff
Philippine Statistics Authority
Capiz Provincial Statistical Office
G/F Catalan Building
Magallanes Street., Roxas City
Tel. Nos. (036) 6210-127 & 6215-963
email: capiz@psa.gov.ph



G/F Catalan Bldg., Magallanes Street, Barangay (Poblacion) III, Roxas City 5800
Telephone: (036) 6215-963 * TeleFax (036) 6210-127 www.psa.gov.ph
Email: capiz@psa.gov.ph www.rss006.psa.gov.ph/psacapiz