

## FISHERIES PRODUCTION IN WESTERN VISAYAS FIRST QUARTER OF 2025

Reference No. 2025-SR24

Date of Release: 27 May 2025

*Explanatory Notes:*

*This special release presents the preliminary results for Fisheries volume and value of production of Western Visayas for 1<sup>st</sup> quarter of 2025 and 1<sup>st</sup> quarter of 2024 to obtain comparison on the changes year-on-year. This release excludes data for Negros Occidental consequent to Republic Act No. 12000, also known as the “Negros Island Region Act”. The information presented in this special release was taken from [www.openstat.psa.gov.ph](http://www.openstat.psa.gov.ph).*

### **Western Visayas’ 1st quarter 2025 Fisheries Volume of Production increase by 14.1 percent**

The total fisheries production of Western Visayas in the first quarter of 2025 was estimated at 59,786 metric tons. The production increased by 14.1 percent or about 7,371 metric tons more compared with same quarter of 2024’s reported volume of production. The growth was attributed to aquaculture and inland municipal fisheries with 37.6 percent and 19.9 percent, respectively. On the other hand, commercial and marine municipal fisheries subsectors reduced by 16.6 percent and 1.9 percent, respectively.

Table 1. Fisheries Volume of Production by Subsector, Western Visayas:  
First Quarter 2024 and 2025<sup>P</sup> (in metric tons)

Fisheries	2024	2025 <sup>P</sup>	Percent change
<b>Total Fisheries</b>	52,415	59,786	14.1
<b>Commercial</b>	13,432	11,208	-16.6
<b>Municipal</b>	12,994	12,813	-1.4
<i>Marine</i>	12,714	12,478	-1.9
<i>Inland</i>	280	336	19.9
<b>Aquaculture</b>	25,989	35,765	37.6

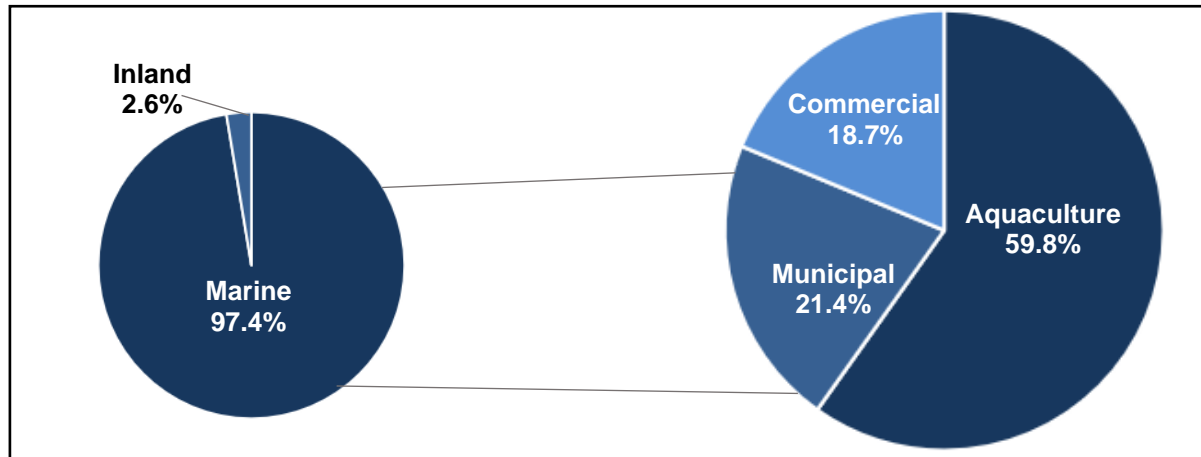
Source: Philippine Statistics Authority, [www.openstat.gov.ph](http://www.openstat.gov.ph)

P – preliminary

Of the region’s total fisheries production, aquaculture fisheries shared 59.8 percent. Municipal fisheries, which includes marine and inland subsectors, contributed 21.4 percent, while commercial fisheries contributed 18.7 percent. (See Figure 1)



Figure 1. Percent Distribution of Fisheries Volume of Production by Subsector, Western Visayas: First Quarter 2025<sup>P</sup>

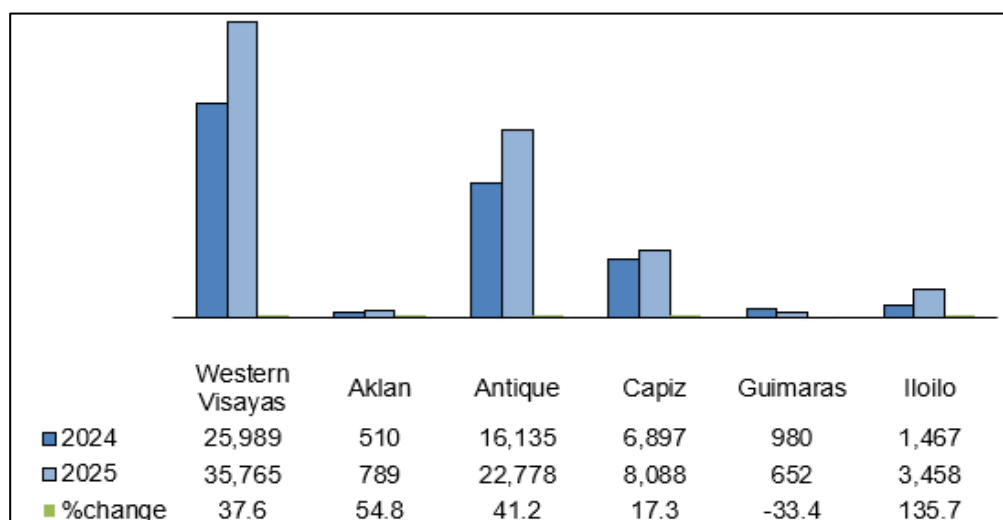


Source: Philippine Statistics Authority, [www.openstat.gov.ph](http://www.openstat.gov.ph)  
P – preliminary

### **Regional aquaculture fisheries volume of production in the first quarter of 2025 expands by 37.6 percent**

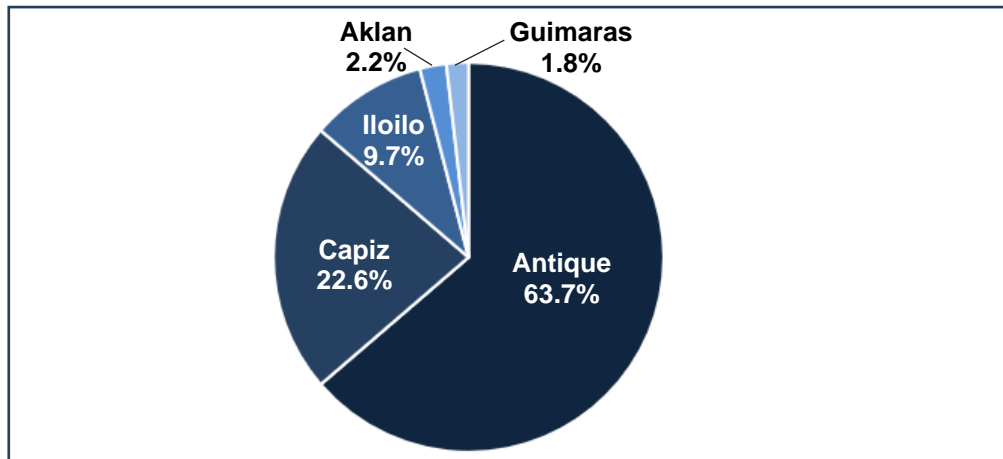
Four provinces of the region contributed to the 37.6 percent increase in the region's aquaculture fisheries production in the first quarter of 2025 compared to the same quarter of 2024. Antique with a share of 63.7 percent to total production, rose by 41.2 percent; Capiz with 22.6 percent share inclined by 17.3 percent; Iloilo with 9.7 percent share grew by 135.7 percent; and Aklan with 2.2 percent share increased by 54.8 percent. On the other hand, Guimaras with 1.8 percent share dropped by 33.4 percent. (See Figure 2 and 3)

Figure 2. Aquaculture Fisheries Volume of Production by Province, Western Visayas: First Quarter 2024 and 2025<sup>P</sup>



Source: Philippine Statistics Authority, [www.openstat.gov.ph](http://www.openstat.gov.ph)  
P – preliminary

Figure 3. Percent Distribution of Aquaculture Fisheries Production by Province  
Western Visayas: First Quarter 2025<sup>P</sup>

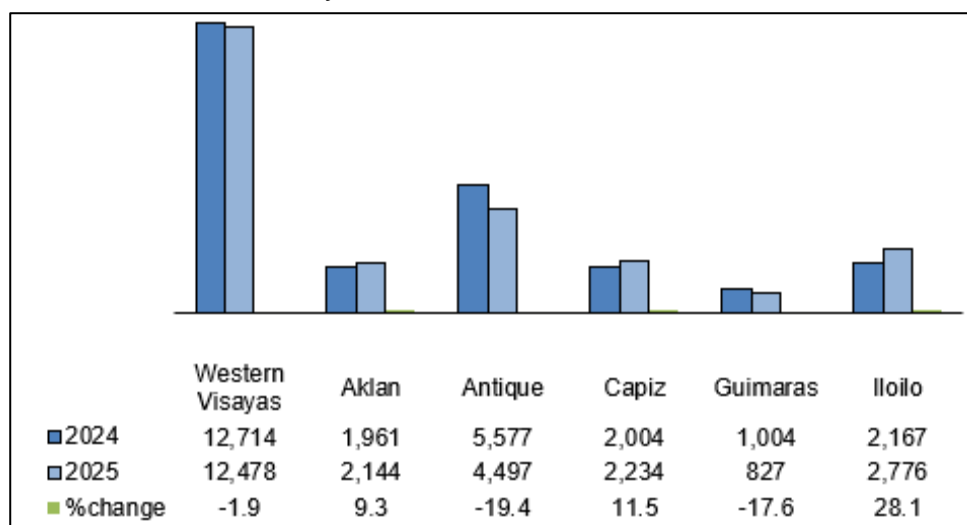


Source: Philippine Statistics Authority, [www.openstat.psa.gov.ph](http://www.openstat.psa.gov.ph)  
P – preliminary

### ***Marine Municipal Fisheries Volume of Production in the first quarter of 2025 lessens by 1.9 percent***

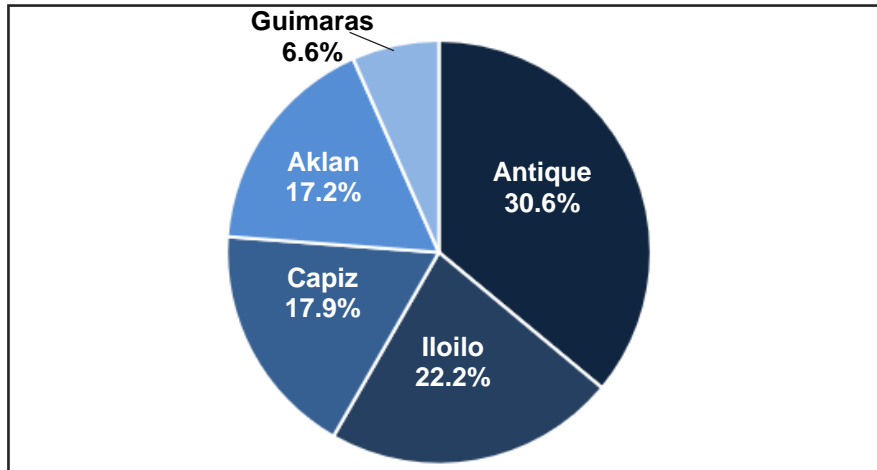
Compared with the first quarter of 2024, the region's marine municipal fisheries production in the same quarter of 2025 lessened by 1.9 percent or lower by about 236 metric tons. Antique with 36.0 percent share contracted by 19.4 percent and Guimaras with 6.6 percent share likewise dropped by 17.6 percent. On the other hand, Iloilo with 22.2 percent share posted an increase of 28.1 percent; Capiz with 17.9 percent share grew by 11.5 percent; and Aklan with 17.2 percent share posted an increase of 9.3 percent. (See Figures 4 and 5)

Figure 4. Marine Municipal Fisheries Volume of Production by Province,  
Western Visayas: First Quarter 2024 and 2025<sup>P</sup>



Source: Philippine Statistics Authority, [www.openstat.gov.ph](http://www.openstat.gov.ph)  
P – preliminary

Figure 5. Percent Distribution of Marine Municipal Fisheries Production by Province  
Western Visayas: First Quarter 2025<sup>P</sup>

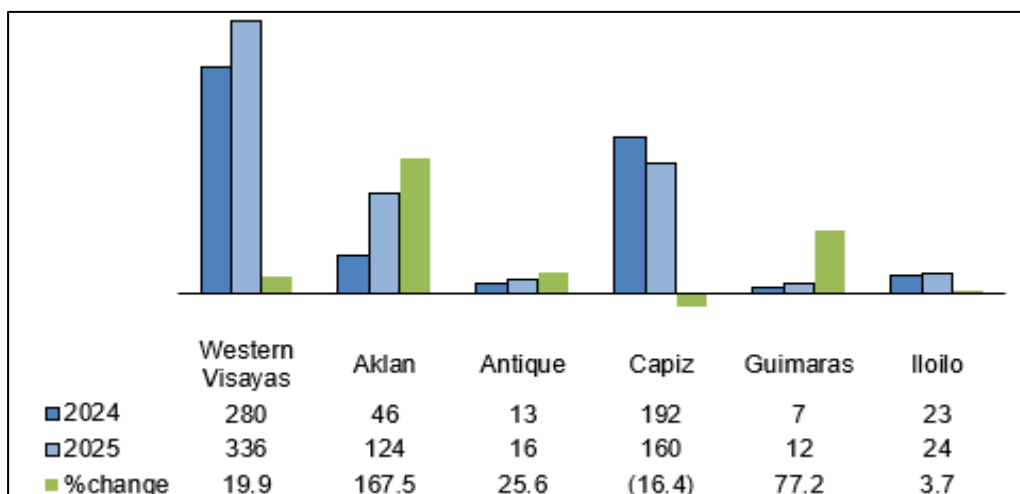


Source: Philippine Statistics Authority, [www.openstat.gov.ph](http://www.openstat.gov.ph)  
P – preliminary

### ***Inland municipal fisheries volume of production grows by 19.9 percent***

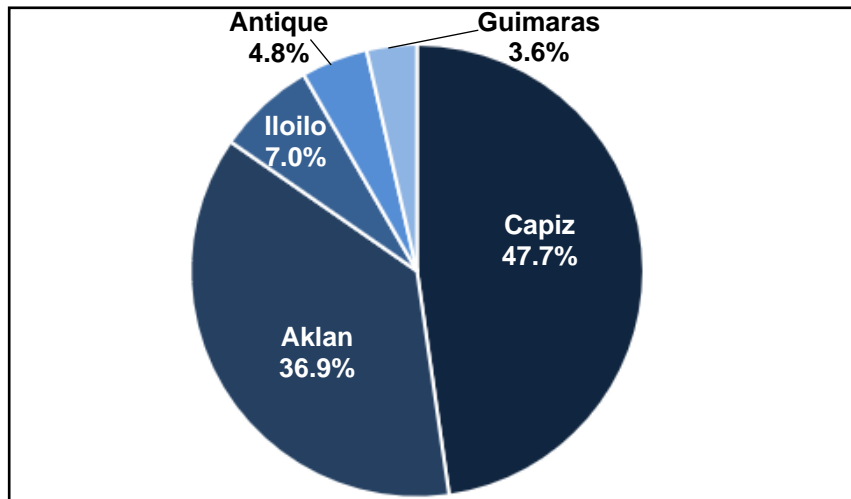
The region's inland municipal fisheries production posted a 19.9 percent increase or about 56 metric tons more than the 280 metric tons in the first quarter of 2024. Aklan with 36.9 percent share shot up by 167.5 percent; Iloilo with 7.0 percent share escalated by 3.7 percent; Antique with 4.8 percent share inclined by 25.6 percent; and Guimaras with 3.6 percent share expanded by 77.2 percent. However, Capiz with 47.7 percent share reported a decline of 16.4 percent (See Figures 6 and 7)

Figure 6. Inland Municipal Fisheries Volume of Production by Province,  
Western Visayas: First Quarter 2024 and 2025<sup>P</sup>



Source: Philippine Statistics Authority, [www.openstat.gov.ph](http://www.openstat.gov.ph)  
P – preliminary

Figure 7. Percent Distribution of Inland Municipal Fisheries Production by Province  
Western Visayas: First Quarter 2025<sup>P</sup>



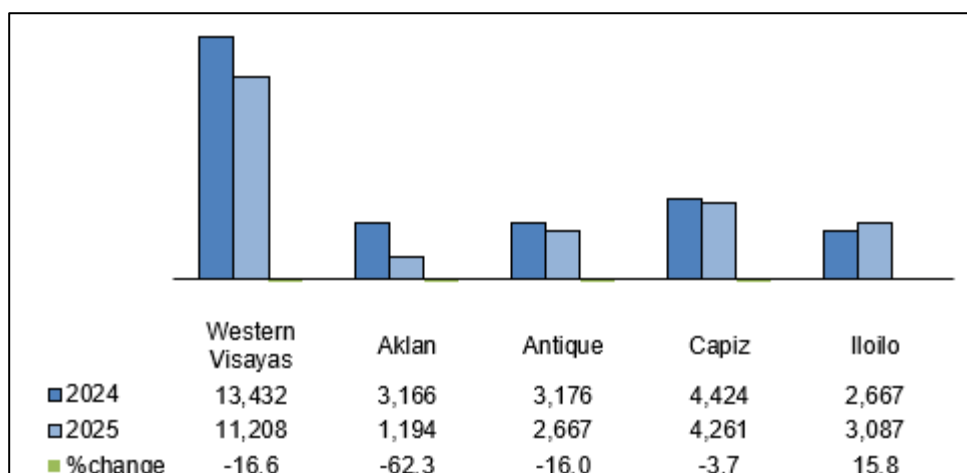
Source: Philippine Statistics Authority, [www.openstat.gov.ph](http://www.openstat.gov.ph)

P – preliminary

### **Commercial Fisheries Volume of Production declines by 16.6 percent**

In the first quarter of 2025, commercial fisheries production of Western Visayas was lower by 16.6 percent or about 2,224 metric tons less compared with the first quarter of 2024. Capiz with 38.0 percent share declined by 3.7 percent; Antique with 23.8 percent share dropped by 16.0 percent; and Aklan with 10.6 percent share shrunk by 62.3 percent. On the other hand, the production of Iloilo with 27.5 share was up by 15.8 percent. Among the provinces in Western Visayas, Guimaras is the only province with no commercial fisheries landing center. (See Figures 8 and 9)

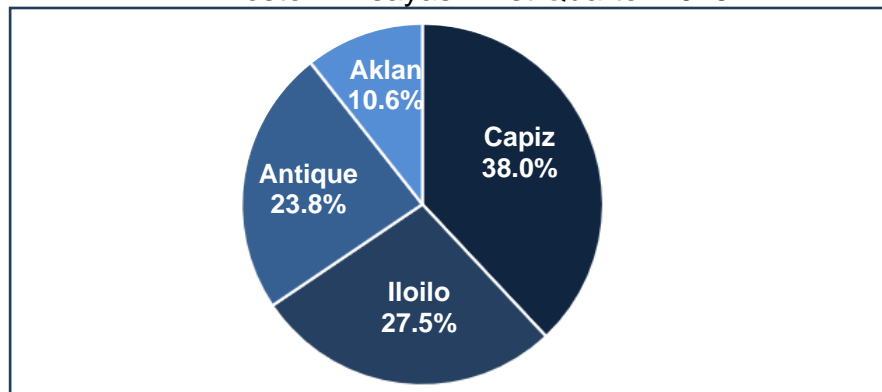
Figure 8. Commercial Fisheries Volume of Production by Province,  
Western Visayas: First Quarter of 2024 and 2025<sup>P</sup>



Source: Philippine Statistics Authority, [www.openstat.gov.ph](http://www.openstat.gov.ph)

P – preliminary

Figure 9. Percent Distribution of Commercial Fisheries Production by Province  
Western Visayas: First Quarter 2025<sup>P</sup>



Source: Philippine Statistics Authority, [www.openstat.gov.ph](http://www.openstat.gov.ph)  
P – preliminary

**Western Visayas' Fisheries Production is valued at 4.73 billion pesos in the First Quarter of 2025**

The total fisheries value of production escalated in all subsectors of fisheries in the region except in commercial fisheries. With a total value of 4.73 billion pesos in the first quarter of 2025, this is 4.9 percent or about 222 million pesos higher compared to the 4.51 billion pesos value of production in the first quarter of 2024. Municipal fisheries with 38.7 percent share to the total value improved by 9.3 percent and aquaculture with 31.3 percent share grew by 19.5 percent. Conversely, commercial fisheries with 30.0 percent share to the total value toned down by 10.9 percent.

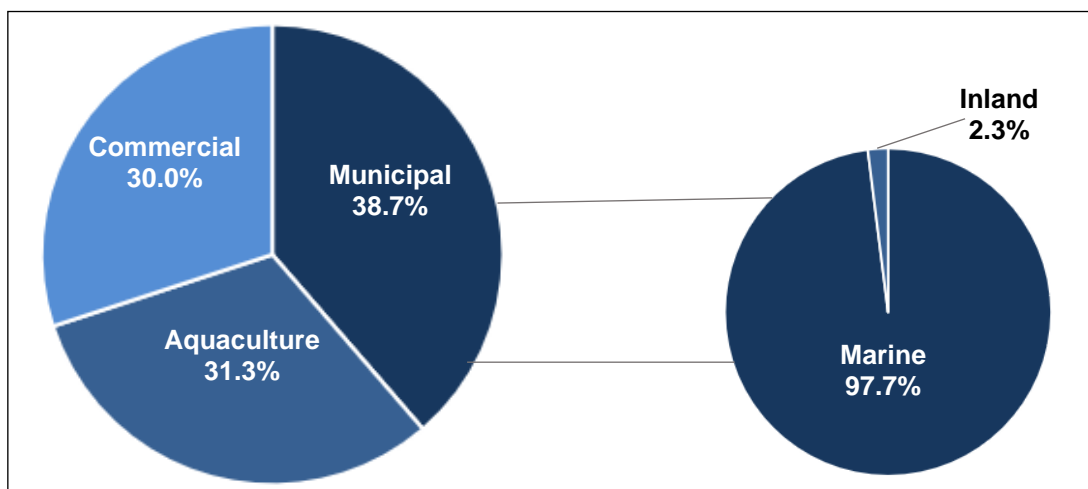
Table 2. Fisheries Value of Production by Subsector,  
Western Visayas: First Quarter of 2024 and 2025<sup>P</sup>

	1 <sup>st</sup> Qtr 2024		1 <sup>st</sup> Qtr 2025 <sup>P</sup>		2024-2025
Western Visayas	Value Php ('000)	Percent share	Value Php ('000)	Percent share	Percent Change
<b>Total Fisheries</b>	4,505,541.25	100.0	4,727,651.70	100.0	4.9
<b>Commercial</b>	1,594,345.89	35.4	1,419,894.20	30.0	-10.9
<b>Municipal</b>	1,673,918.13	37.2	1,828,772.91	38.7	9.3
<i>Marine</i>	1,636,250.90	36.3	1,786,803.07	37.8	9.2
<i>Inland</i>	37,667.23	0.8	41,969.84	0.9	11.4
<b>Aquaculture</b>	1,237,277.23	27.5	1,478,984.59	31.3	19.5

Source: Philippine Statistics Authority, [www.openstat.gov.ph](http://www.openstat.gov.ph)  
P – preliminary

In the first quarter of 2025, Municipal fisheries had the largest share among subsectors to the region's fisheries value of production (Figure 10) at 38.7 percent. Aquaculture fisheries shared 31.3 percent and commercial fisheries with 30.0 percent. For Municipal fisheries, marine fisheries shared 97.7 percent, while inland municipal fisheries shared the remaining 2.3 percent.

Figure 10. Percent Distribution of Fisheries Value of Production by Subsector, Western Visayas: First Quarter of 2025<sup>P</sup>



Source: Philippine Statistics Authority, [www.openstat.gov.ph](http://www.openstat.gov.ph)  
P – preliminary

**NELIDA C. AMOLAR**  
Officer-in-Charge  
PSA RSSO VI

MYA/CAAG/NLC