

SPECIAL RELEASE

Numbers of Establishments and its Total Employment in Region VI :2023

Date of Release: 27 February 2025

Reference No. 2025-SR13

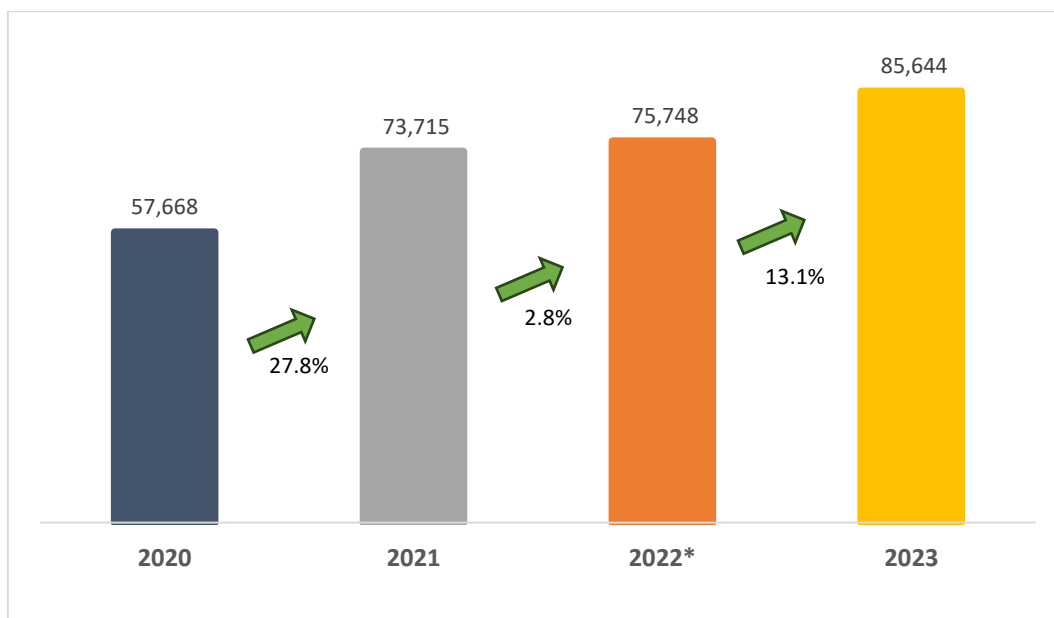
Explanatory Notes

This special release presents the Numbers of Establishments and Employment in Region VI (Western Visayas). The List of Establishments (LE) of the Philippine Statistics Authority (PSA) is a register containing records of establishments operating in the Philippines that are captured through door-to-door canvassing, lists from secondary sources, and information from the submitted survey reports. This information presented in this special release was taken from www.psa.gov.ph.

Number of Establishments in Operation records a 48.5% increase over a four-year period (2020-2023)

Region VI showed a significant rise in the number of establishments in operation from 57,668 in 2020 to 85,644 in 2023 recording a 48.5% increase. The biggest increase was in 2021 that recorded 27.8% growth, when businesses started to operate again. From 2021 to 2022, the growth rate was at 2.8 %, showing steady but slower growth, before it significantly increased to 13.1% from 2022 to 2023. (Figure 1)

Figure 1. Number of Establishments in Operation in Region VI, 2020-2023



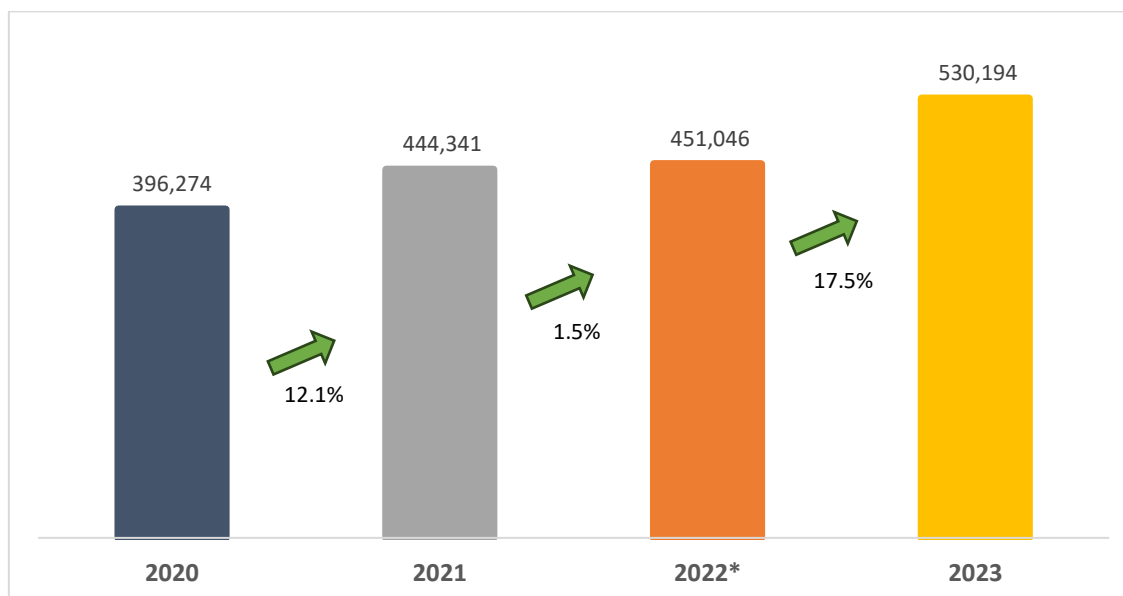
Source: Philippines Statistics Authority

Note: * 2022 ULE covered only the establishments with temporarily closed status in 2021 ULE.

Total Employment of Establishments in Operation in Region VI grows by 17.5%

The number of individuals employed in establishments across Region VI consistently grew from 2020 to 2023 with an increase of 33.8%. In 2023, employment reached 530,194, reflecting a 17.5% increase from 2022. (Figure 2)

Figure 2. Total Employment of Establishments in Operation in Region VI, 2020-2023



Source: Philippines Statistics Authority

Note: * 2022 ULE covered only the establishments with temporarily closed status in 2021 ULE.

Micro enterprises dominate the number of establishments by employment grouping

Among the employment grouping, micro-enterprises contributed the largest, reflecting about 92% share to the total number of establishments in the region in 2023. At the peak of pandemic in 2020, 6.9% of micro establishments closed or stopped its operations. However, in 2021, it yielded a 30.3% increase or about an additional of 15,730 establishments. This is likely driven by economic recovery efforts and easing of pandemic related restrictions. For succeeding years, the number of micro enterprises steadily increased as businesses and new emerging establishments open with a growth of 51.1% in 2023 from the levels in 2020.

Small enterprises also showed steady growth, from 5,398 in 2020 to 6,791 in 2023, with an increase of 25.8% over four years with the exemption in 2020 when the pandemic hit. Small enterprises bounced back and showed continuous growth from 2021 to 2023.

Medium enterprises showed fluctuations from 2020 to 2023, showing both growth and decline. In 2020, there were 196 recorded medium enterprises, which increased to 254 in 2021, marking a 29.6 percent growth. However, in 2022, the number dropped to 238 and bounced back, gaining a 0.4% increase in 2023.

The number of large enterprises remained the same in 2020 and 2021. However, in 2022, the number slightly decline by 2.0%. By 2023, there is an increase of 14.4% or 28 large enterprises added to the region's number of establishments. (Table A)

Table A. Summary of Number of Establishments by Employment Grouping
in Region VI: 2020 - 2023

Number of Establishments	2020		2021		2022		2023	
	Number	Annual Growth Rate (percent)	Number	Annual Growth Rate (percent)	Number	Annual Growth Rate (percent)	Number	Annual Growth Rate (percent)
Total	57,668	(6.5)	73,715	28.0	75,748	2.8	85,644	13.1
Micro	51,875	(6.9)	67,605	30.3	69,533	2.9	78,391	12.7
Small	5,398	(3.9)	5,657	4.8	5,782	2.2	6,791	17.5
Medium	196	(0.5)	254	29.6	238	(6.3)	239	0.4
Large	199	1.0	199	0.0	195	(2.0)	223	14.4

Source: Philippines Statistics Authority

Total employment in large enterprises records the fastest growth

In 2023, there were 124,511 total employments in large industries, a leap of 27.2% growth from the 97,920 employed in 2022. Employed in micro-industries comprised the largest across employment grouping, recording 226,573 or about 42.7% of the total employment in the region, and a growth of 14.5% from the 197,907 employed in 2022. Moreover, employed in small establishments grew by 19.4% in 2023. (Table B)

Table B. Summary of Total Employment by Employment Grouping
in Region VI: 2020-2023

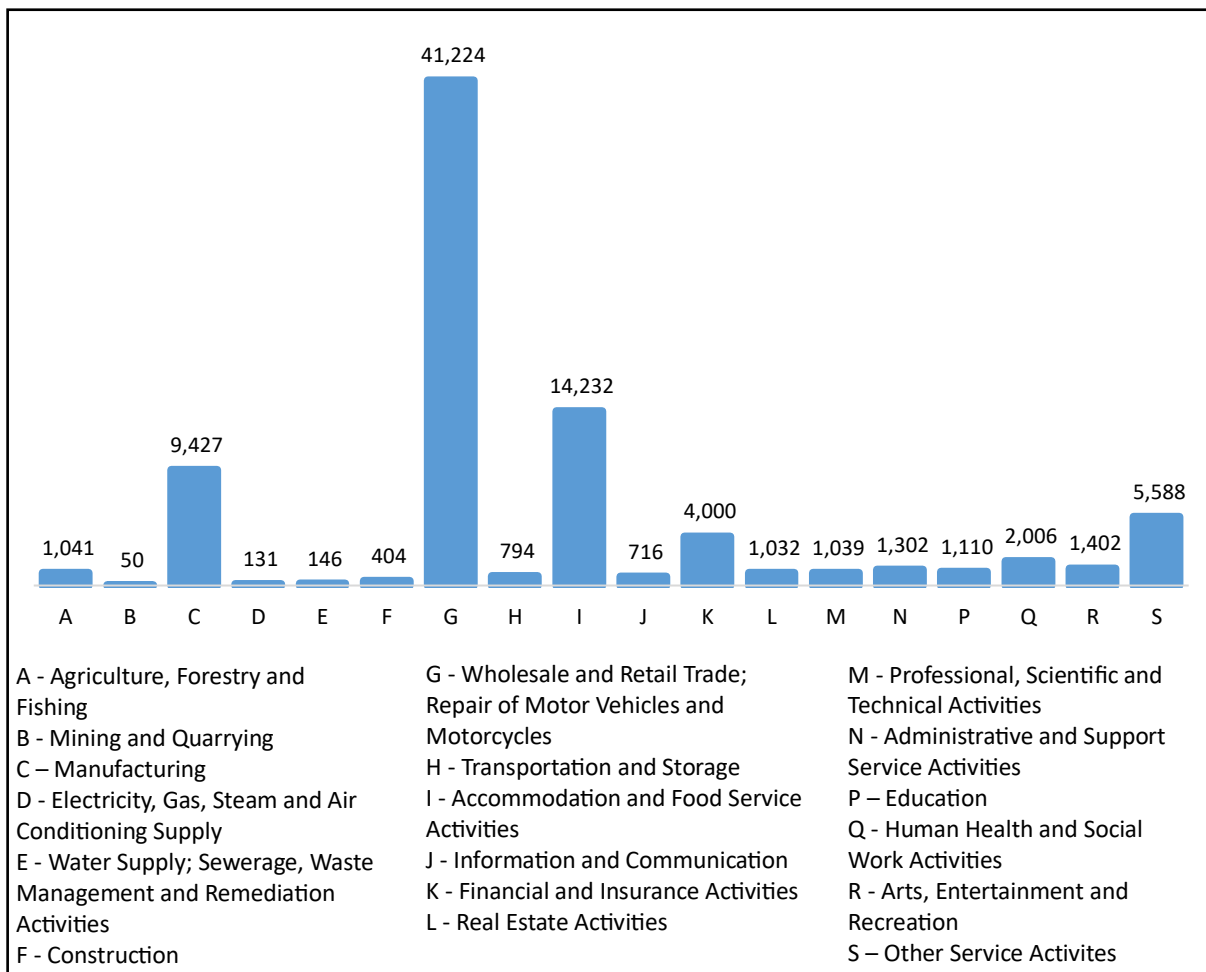
Number of Employment	2020		2021		2022		2023	
	Number	Annual Growth Rate (percent)	Number	Annual Growth Rate (percent)	Number	Annual Growth Rate (percent)	Number	Annual Growth Rate (percent)
Total	396,274	(1.7)	444,341	12.1	451,046	1.5	530,194	17.5
Micro	151,049	(6.7)	192,061	27.2	197,907	3.0	226,573	14.5
Small	116,257	(2.6)	120,729	3.8	122,754	1.7	146,564	19.4
Medium	26,527	(0.6)	34,498	30.0	32,465	(5.9)	32,546	0.2
Large	102,441	7.5	97,053	(5.3)	97,920	0.9	124,511	27.2

Source: Philippines Statistics Authority

Wholesale and Retail Trade; Repair of Motor Vehicles and Motorcycles records the highest Number of Establishments

Most businesses in Western Visayas in 2023 were engaged in Wholesale and Retail Trade; Repair of Motor Vehicles and Motorcycles with 41,224 establishments comprising 48.1% of the total establishments in the region. This was followed by Accommodation and Food Service Activities with 14,232 establishments, and Manufacturing with 9,427 establishments. On the other hand, the industry with the least establishments was mining and quarrying with 50 establishments. (Figure 3)

Figure 3. Number of Establishments by Industry in Region VI, 2023



Source: Philippines Statistics Authority

TECHNICAL NOTES

Establishment is defined as an economic unit under a single ownership or control, i.e. under a single legal entity; engages in one or predominantly one kind of economic activity; and at a single fixed physical location.

Employment Grouping refers to the classification of establishments according to total employment

Micro - Establishments with Total Employment of 1 to 9

Small - Establishments with Total Employment of 10 to 99

Medium - Establishments with Total Employment of 100 to 199

Large - Establishments with Total Employment of 200 and Over

Source: Philippine Statistics Authority, 2020-2023 List of Establishments (LE)



NELIDA C. AMOLAR
(Chief Statistical Specialist)
Officer-in-Charge
PSA RSSO VI

MYA/RML