

SPECIAL RELEASE

Employment Situation in Western Visayas for October 2024

Date of Release: 24 January 2025

Reference No. 2025-SR03

More than 63 percent of the population 15 years old and over were in the labor force

In October 2024, the labor force participation rate (LFPR) in Western Visayas was 63.7 percent, accounting for 3.62 million of the 5.68 million persons who were 15 years old and over (Table 1). This marked a 3.2 percentage points increase from the 60.5 percent reported in July 2024 and a 1.0 percentage point increase from the 62.7 percent recorded in October 2023 (Figure 1).

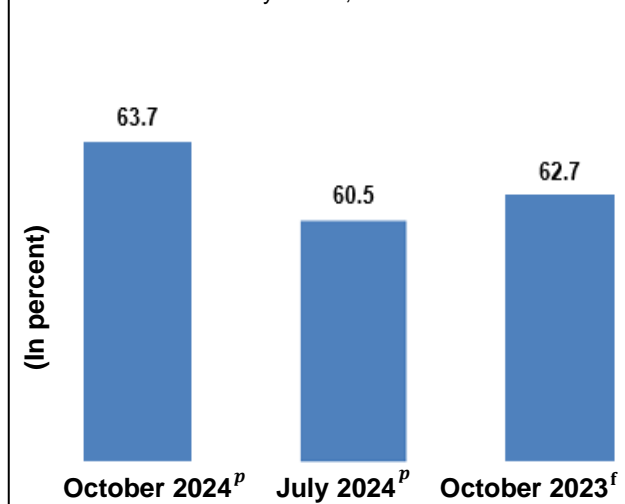
In terms of numbers, the persons who were in the labor force reached 3.62 million in October 2024, an increase of 78 thousand persons compared to 3.54 million in October 2023 and 197 thousand persons compared to 3.42 million in July 2024 (Table 1).

Employment Rate registers at 95.9 percent

The employment rate, or the proportion of employed persons to the total labor force, was estimated at 95.9 percent, which accounted for 3.47 million of the 3.62 million population in the labor force in October 2024 (Table 1). This was 0.8 percentage point higher than the reported employment rate in July 2024 at 95.1 percent, and 0.7 percentage point lower than in October 2023 at 96.6 percent (Figure 2).

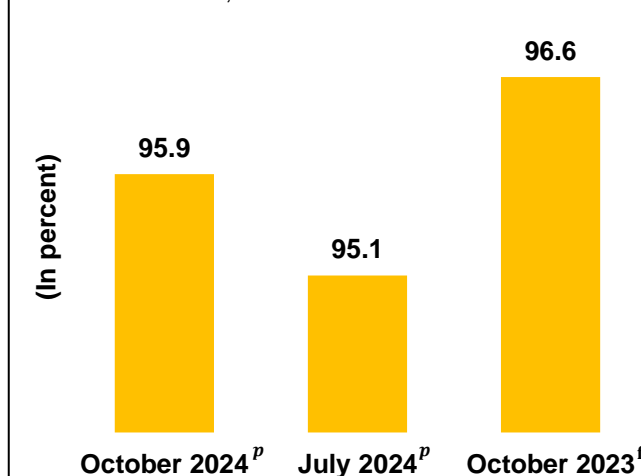
The number of employed persons increased in October 2024 by 50 thousand compared to the employed persons in October 2023 and, this was more than 214 thousand employed persons when compared to July 2024.

Figure 1. Labor Force Participation Rate: October 2023^f, July 2024^p, and October 2024^p



Source: Philippine Statistics Authority, Labor Force Survey (LFS)

Figure 2. Employment Rate: October 2023^f, July 2024^p, and October 2024^p



Source: Philippine Statistics Authority, Labor Force Survey (LFS)

Underemployment rate registers at 10 percent

Underemployed persons are employed persons who express the desire to have additional hours of work in their present job or to have additional job or have a new job with longer working hours.

Underemployment rate in October 2024 slowed down to 10 percent which accounted for 346 thousand of the 3.47 million total number of employed persons (Table 1). It was 0.8 percentage point higher than the recorded underemployment rate in July 2024 at 9.2 percent and 4.8 percentage points lower compared in October 2023 at 14.8 percent (Figure 3).

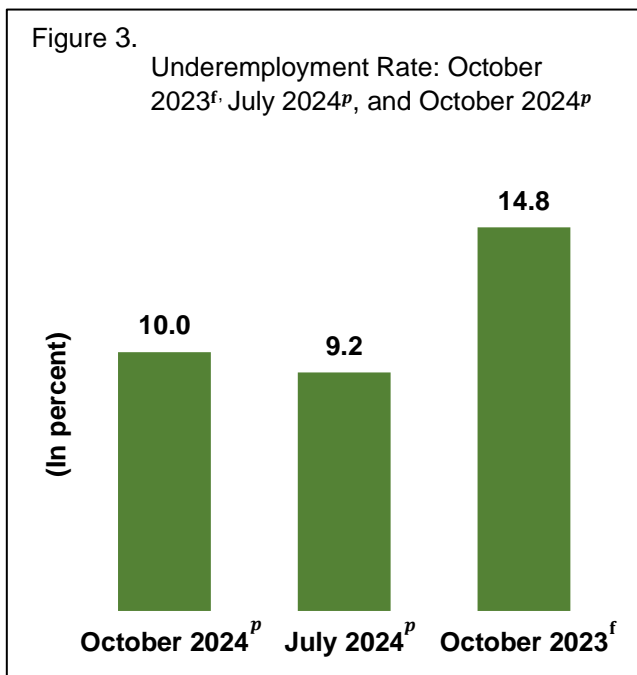
The number of underemployed persons in October 2024 recorded at 346 thousand, decreased by 160 thousand persons when compared in October 2023 with 506 thousand and increased by 47 thousand persons compared to 299 thousand underemployed persons in July 2024.

Unemployment rate drops to 4.1 percent

In October 2024, unemployment rate in Western Visayas was recorded at 4.1 percent, a 0.7 percentage point higher compared to October 2023 and lower by 0.8 percentage point in July 2024.

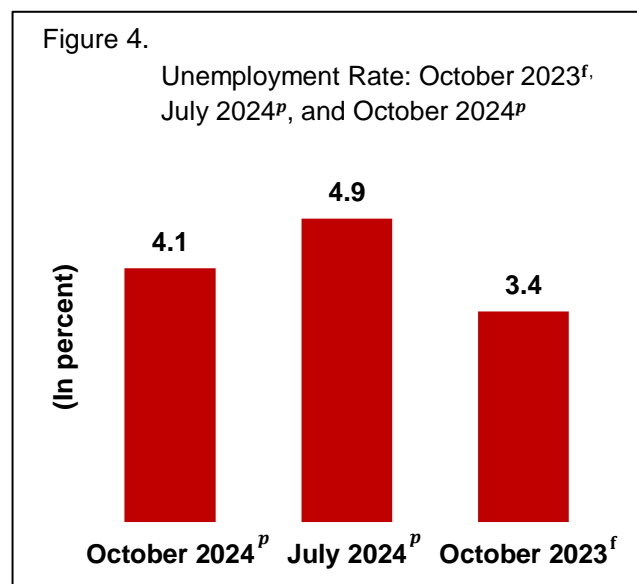
In terms of numbers, unemployed persons in October 2024 were recorded at 149 thousand, an increase of 28 thousand persons compared to the 121 thousand unemployed persons in October 2023. However, this also represented a decrease of 17 thousand persons from the recorded 166 thousand unemployed persons in July 2024.

Figure 3.
Underemployment Rate: October 2023^f, July 2024^p, and October 2024^p



Source: Philippine Statistics Authority, Labor Force Survey (LFS)

Figure 4.
Unemployment Rate: October 2023^f, July 2024^p, and October 2024^p



Source: Philippine Statistics Authority, Labor Force Survey (LFS)

SUMMARY STATISTICS

Table 1. Total Person in Labor Force, Employed Persons, Unemployed Persons, and Underemployed Persons, Western Visayas: October 2024^p, July 2024^p, and October 2023^f

Western Visayas	October 2024^p	July 2024^p	October 2023^f
Total 15 years old and over ('000)	5,680	5,654	5,641
Labor Force ('000)	3,616	3,419	3,538
Employment ('000)	3,467	3,253	3,417
Unemployment ('000)	149	166	121
Underemployment ('000)	346	299	506

Table 2. Labor Force Participation Rate, Employment Rate, Unemployment Rate and Underemployment Rate, Western Visayas: October 2024^p, July 2024^p, and October 2023^f

Western Visayas	October 2024^p	July 2024^p	October 2023^f
Labor Force Participation Rate (%)	63.7	60.5	62.7
Employment Rate (%)	95.9	95.1	96.6
Unemployment Rate (%)	4.1	4.9	3.4
Underemployment Rate (%)	10.0	9.2	14.8

1. The labor force population in October 2024 was estimated at 3.616 million. This translates to a labor force participation rate (LFPR) of 63.7 percent.
2. Total employed persons were approximately 3.467million registering a regional employment rate of 95.9 percent.
3. Unemployed persons were reported at 149 thousand resulting to an unemployment rate of 4.1 percent in October 2024.
4. Underemployed persons were approximately 346 thousand which translates to an underemployment rate of 10 percent.

Concepts and Definition

a. Employment Status Concepts

1. Population 15 years Old and Over

This refers to the number of population 15 years old and over excluding overseas workers. Overseas workers are excluded in the estimation of the size of working population (population aged 15 years and over) since the data on their economic characteristics are not collected because they are not considered part of the labor force in the country.

2. In the Labor Force or Economically Active Population

This refers to persons 15 years old and over who are either employed or unemployed in accordance with the definitions described below.

3. Employed

Employed persons include all those who, during the reference period are 15 years old and over as of their last birthday and during the basic survey reference period are reported as either:

a.) At work. Those who do any work even for one hour during the reference period for pay or profit, or work without pay on the farm or business enterprise operated by a member of the same household related by blood, marriage, or adoption; or

b.) With a job but not at work. Those who have a job or business but are not at work because of temporary illness/injury, vacation, or other reasons. Likewise, persons who expect to report for work or to start operation of a farm or business enterprise within two weeks from the date of the enumerator's visit, are considered employed.

4. Underemployed

Refers to employed persons who expressed the desire to have additional hours of work in their present job, or to have additional job, or to have a new job with longer working hours during the reference week.

5. Unemployed

Starting April 2005, the new unemployment definition was adopted per NSCB Resolution Number 15 dated October 20, 2004. As indicated in the said resolution:

Unemployed persons include all those who, during the reference period, are 15 years old and over as of their last birthday, and reported as persons:

- a.) Without work, i.e., had no job or business during the reference period; and
- b.) Currently available for work, i.e., were available and willing to take up work in paid employment or self-employment during the reference period, or would be available and willing to take up work in paid employment or self-employment within two-weeks after the interview date; and
- c.) Seeking work, i.e., had taken specific steps to look for a job or establish a business during the reference period or

Not seeking work due to the following reasons:

- (1) tired/believed no work available, i.e., the discouraged workers;
- (2) awaiting results of previous job application;
- (3) temporary illness/disability;
- (4) bad weather; and
- (5) waiting for rehire or job recall.

6. Persons Not in the Labor Force

Persons 15 years old and over who are neither employed nor unemployed according to the definitions mentioned. Those not in the labor force are persons who are not looking for work because of reasons such as housekeeping, schooling, and permanent disability. Examples are housewives, students, persons with disability, or retired persons.



NELIDA C. AMOLAR
(Chief Statistical Specialist)
Officer-in-Charge

MYA/APB/MFC