

# SPECIAL RELEASE

## 2023 ANNUAL LABOR MARKET STATISTICS IN WESTERN VISAYAS (Preliminary Results)

Date of Release: 24 January 2025  
Reference No. 2025-SR02

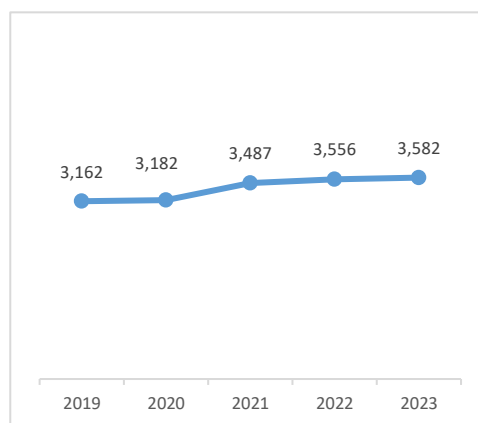
### Explanatory Notes

This special release presents the Annual 2023 Labor Market Statistics (Preliminary Results) in Western Visayas. Labor Force Survey (LFS) is a nationwide survey of households conducted by the Philippine Statistics Authority (PSA) to gather data on the demographic and socioeconomic characteristics of the population. The data provided in this special release were taken from the latest available preliminary data of the Labor Force Survey of Income and Employment Statistics Division, Social Sector Statistics Service, Sectoral Statistics Office of the Philippine Statistics Authority (PSA). This information presented in this special release was taken from [www.psa.gov.ph](http://www.psa.gov.ph).

### Western Visayas' labor force in 2023 is estimated at 3.5 million

In 2023, an estimated 3,581,816 million of the population 15 years old and over in the region were in the labor force. This is the highest recorded number from 2019 to 2023. (Figure 1)

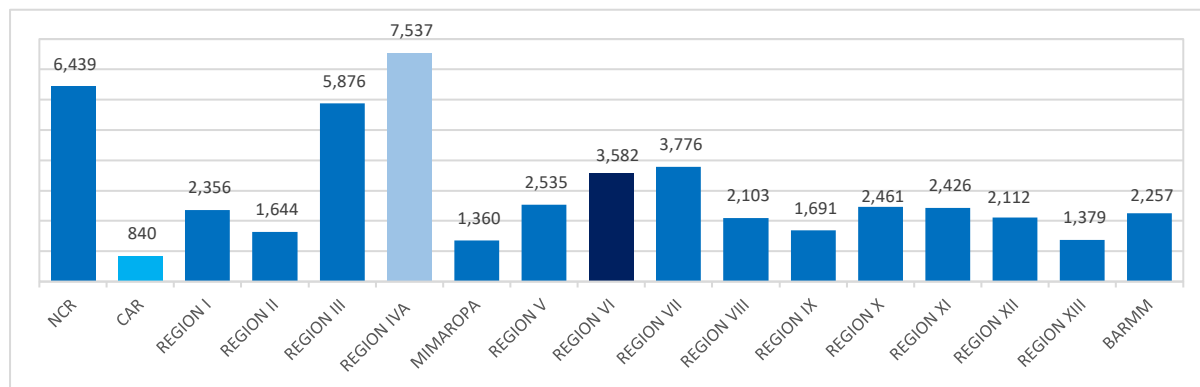
Figure 1. Total Population in Labor Force, Region VI: 2019-2023 (in thousands)



### Western Visayas ranked 5<sup>th</sup> among the highest total population in the Labor Force

Among the regions, Region VI (Western Visayas) ranked 5<sup>th</sup> in the total estimated labor force population. Region IV-A (CALABARZON) registered the highest number with 7.5 million while the Cordillera Administrative Region (CAR) had the least number with 840 thousand population. (Figure 2)

Figure 2. Total Population in Labor Force by Region, Philippines: 2023 (in thousands)



Source: Philippine Statistics Authority, Labor Force Survey (LFS)

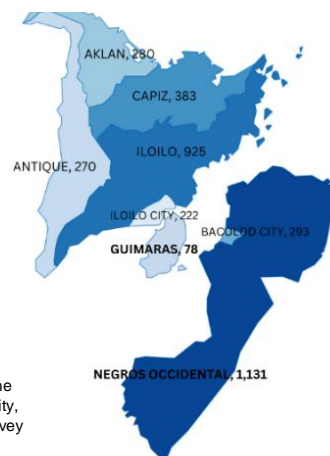


J Villanueva Building, Iznart Street, Iloilo City, Iloilo, Philippines  
Telephone: (033) 335-0907 · Telefax: (033) 335-0316  
Email: [rsoo06@psa.gov.ph](mailto:rsoo06@psa.gov.ph)  
<http://rsoo06.psa.gov.ph>  
[www.psa.gov.ph](http://www.psa.gov.ph)

**Negros Occidental registered the highest labor force population**

Among the provinces and Highly Urbanized Cities (HUCs) in Western Visayas, Negros Occidental registered the highest labor force population with around 1,130,856 million persons. This was followed by Iloilo (924,822), Capiz (383,056), Bacolod City (293,044), Aklan (279,737), Antique (270,148), Iloilo City (222,216), and Guimaras (77,938). (Figure 3)

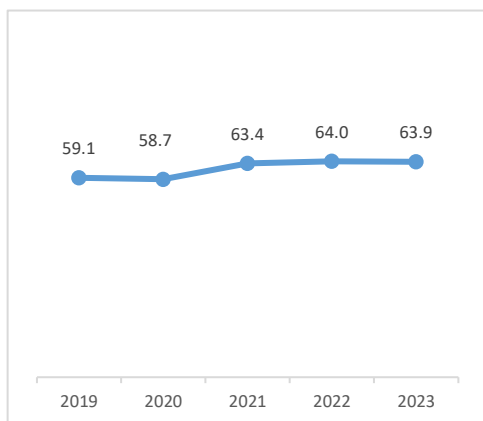
Figure 3. Total Population in Labor Force by Province, Highly Urbanized City, Western Visayas: 2023 (in thousands)



Source: Philippine Statistics Authority, Labor Force Survey (LFS)

**Labor Force Participation Rate in 2023 slightly decreased to 63.9 percent from 64.0 percent in 2022**

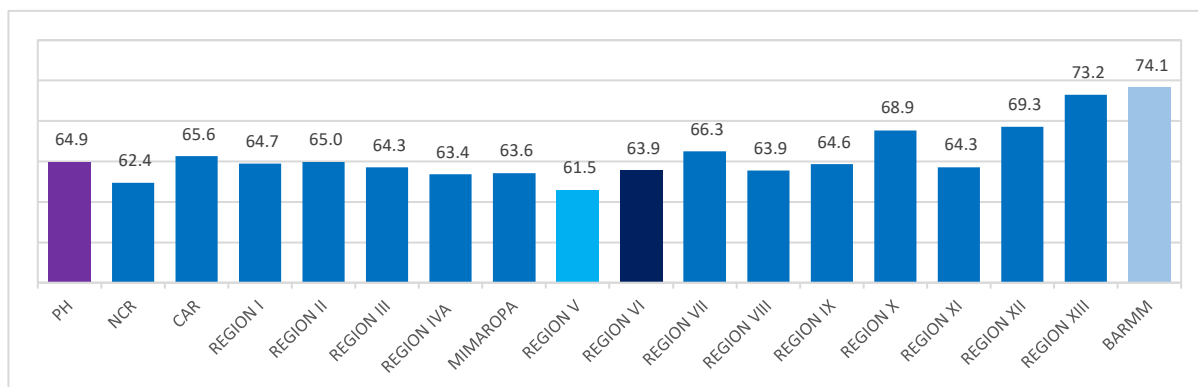
Figure 4. Labor Force Participation Rate, Region VI: 2019-2023 (in percent)



The Labor Force Participation Rate (LFPR) in Western Visayas was estimated at 63.9 percent in 2023, a decrease of 0.1 percentage point compared to the previous year. The lowest LFPR was posted in 2020 at 58.7 percent, reflecting the effect of the various community quarantine restrictions and physical distancing measures implemented starting in March 2020 during the Coronavirus disease (COVID-19) pandemic. (Figure 4)

Moreover, Region VI (Western Visayas) placed 12<sup>th</sup> among the 17 regions with lower than the Philippines’ average LFPR of 64.9 percent. Bangsamoro Autonomous Region in Muslim Mindanao (BARMM) posted the highest rate at 74.1 percent while Region V (Bicol Region) had the lowest rate at 61.5 percent. (Figure 5)

Figure 5. Labor Force Participation Rate by Region, Philippines: 2023 (in percent)

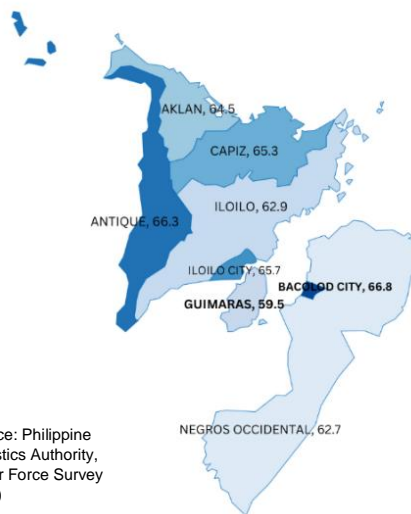


Source: Philippine Statistics Authority, Labor Force Survey (LFS)

**Bacolod City had the highest LFPR at 66.8 percent**

Among the provinces and HUCs in Western Visayas, Bacolod City had the highest labor force participation rate at 66.8 percent, followed by Antique at 66.3 percent. Guimaras recorded the lowest labor force participation rate at 59.5 percent. (Figure 6)

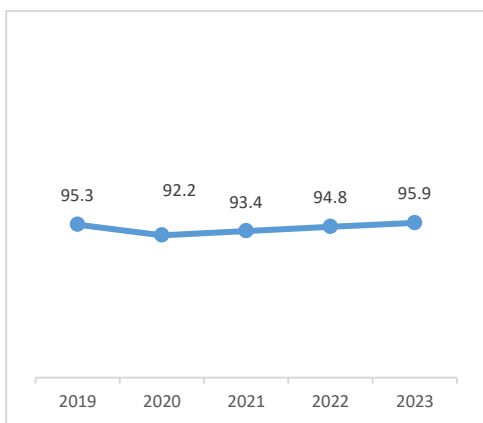
Figure 6. Labor Force Participation Rate by Province, Highly Urbanized City, Western Visayas: 2023 (in percent)



Source: Philippine Statistics Authority, Labor Force Survey (LFS)

**Employment Rate estimated at 95.9 percent**

Figure 7. Employment Rate, Region VI: 2019-2023 (in percent)

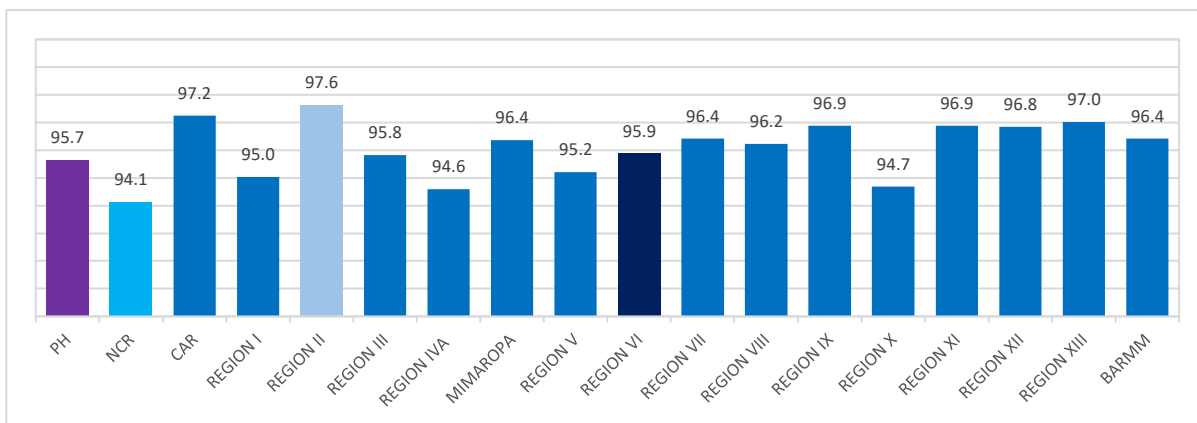


Employment Rate (ER) in Western Visayas was estimated at 95.9 percent in 2023, an increase of 1.1 percentage points compared to 2022 at 94.8 percent.

This is the highest ER annual estimate observed since 2019 and the lowest was in 2020 at 92.2 percent. (Figure 7)

Among the regions, Region VI (Western Visayas) placed 11<sup>th</sup> among the highest employment rate, higher by 0.2 percentage point compared to the 95.7 percent of the Philippines' estimate. Region II (Cagayan Valley) was highest at 97.6 percent while the National Capital Region (NCR) had the least employment rate at 94.1 percent. (Figure 8)

Figure 8. Employment Rate by Region, Philippines: 2023 (in percent)

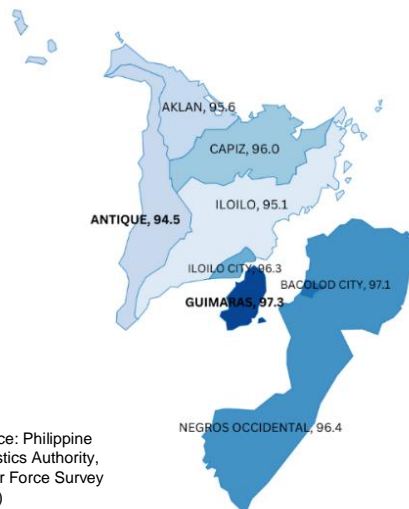


Source: Philippine Statistics Authority, Labor Force Survey (LFS)

**Guimaras recorded the highest employment rate at 97.3 percent**

In 2023, Guimaras recorded the highest employment rate in Western Visayas at 97.3 percent, followed by Bacolod City with 97.1 percent. Antique recorded the lowest employment rate at 94.5 percent. (Figure 9)

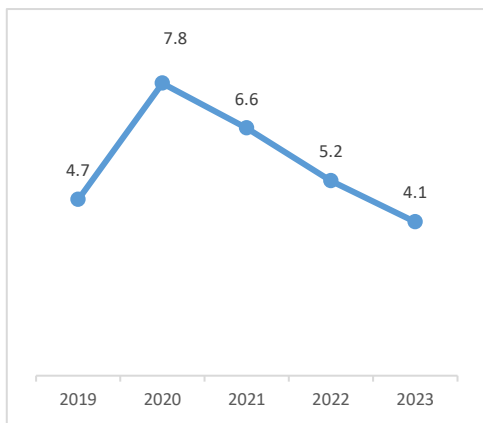
Figure 9. Employment Rate by Province, Highly Urbanized City, Western Visayas: 2023 (in percent)



Source: Philippine Statistics Authority, Labor Force Survey (LFS)

**Unemployment Rate in Western Visayas decreased to 4.1 percent**

Figure 10. Unemployment Rate, Region VI: 2019-2023 (in percent)

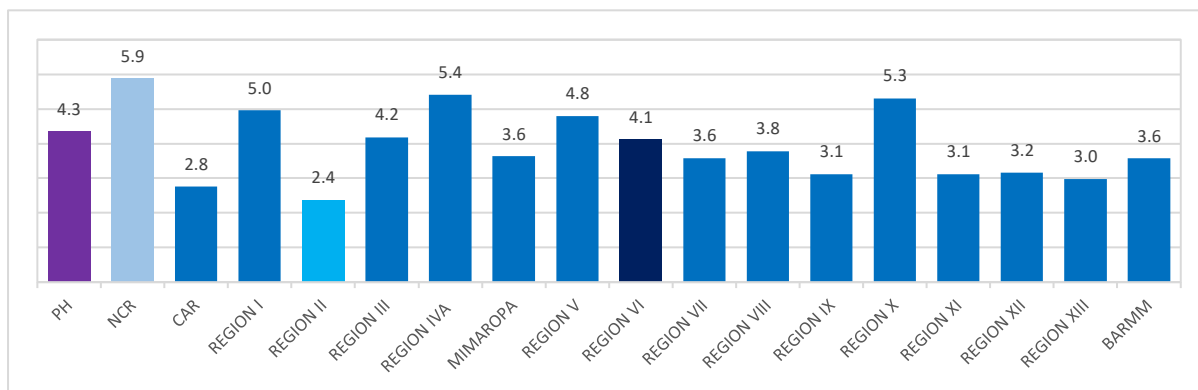


Western Visayas' unemployment rate was recorded at 4.1 percent in 2023, lower by 1.1 percentage points compared to 5.2 percent in 2022. Likewise, this is lower by 0.2 percentage point compared to the Philippines' annual estimate of 4.3 percent. The highest annual estimate was recorded in 2020 with 7.8 percent reflecting among others, the effects of the various community quarantine restrictions, and business closures during the Coronavirus disease (COVID-19) pandemic starting in March 2020. From 2021 to 2023, a downward trend was observed for the unemployment rate which reduced to 4.1 percent

in 2023. (Figure 10)

Across regions, Western Visayas ranked 7<sup>th</sup> with the highest unemployment rate. The National Capital Region (NCR) placed first at 5.9 percent, while Region II (Cagayan Valley) had the least unemployment rate at 2.4 percent. (Figure 11)

Figure 11. Unemployment Rate by Region, Philippines: 2023 (in percent)

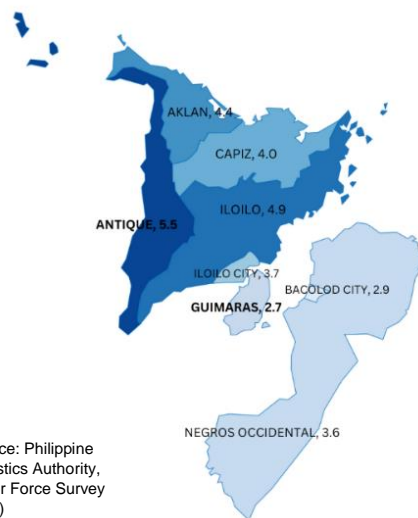


Source: Philippine Statistics Authority, Labor Force Survey (LFS)

**Antique registered the highest unemployment rate at 5.5 percent**

Among the provinces and HUCs in Western Visayas, Antique had the highest unemployment rate at 5.5 percent in 2023, followed by Iloilo at 4.9 percent. On the other hand, Guimaras had the lowest unemployment rate with 2.7 percent. (Figure 12)

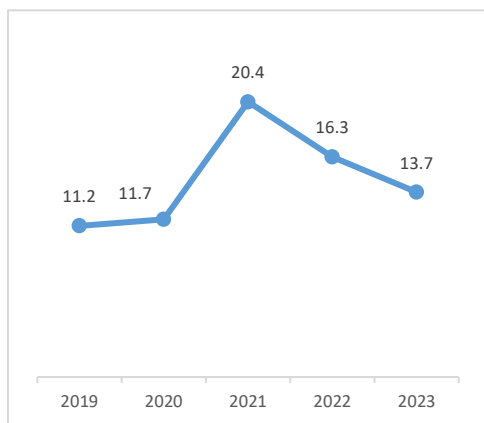
Figure 12. Unemployment Rate by Province, Highly Urbanized City, Western Visayas: 2023 (in percent)



Source: Philippine Statistics Authority, Labor Force Survey (LFS)

**Underemployment Rate in Western Visayas decreased from 16.3 percent to 13.7 percent in 2023**

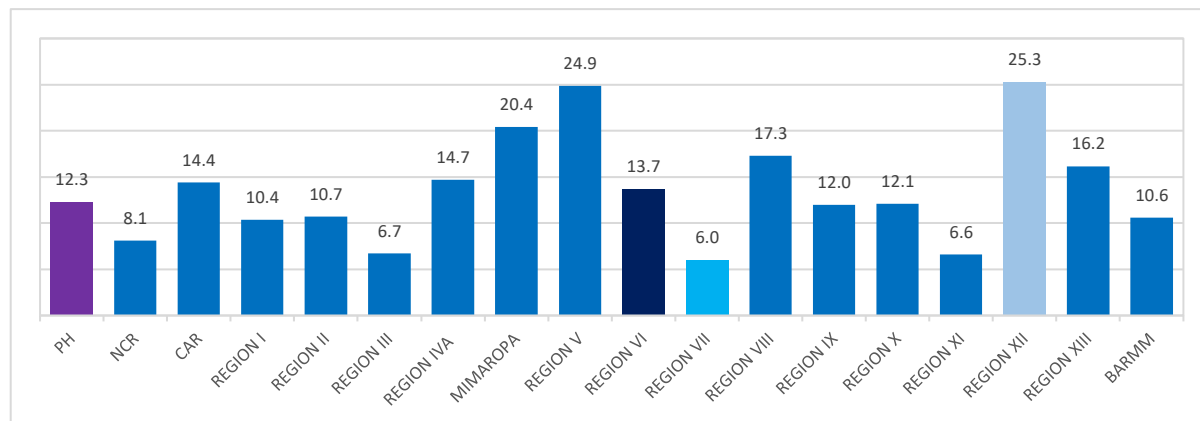
Figure 13. Underemployment Rate, Region VI: 2019-2023 (in percent)



Of the 3.5 million employed people in the region in 2023, 13.7 percent were underemployed. This was lower by 2.6 percentage points from 16.3 percent posted in 2022.

Moreover, Region VI (Western Visayas) placed 8<sup>th</sup> among the highest underemployment rate at 13.7 percent, higher by 1.4 percentage points compared to the Philippines' figure. Region XII (SOCCSKSARGEN) registered the highest underemployment rate at 25.3 percent, while Region VII (Central Visayas) got the lowest rate at 6.0 percent. (Figures 13 and 14)

Figure 14. Underemployment Rate by Region, Philippines: 2023 (in percent)

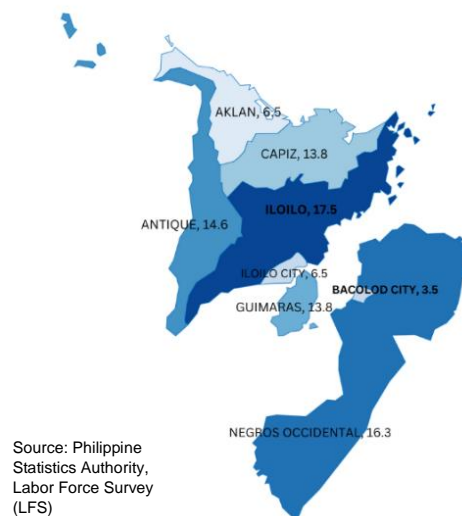


Source: Philippine Statistics Authority, Labor Force Survey (LFS)

### ***Iloilo recorded the highest underemployment rate at 17.5 percent***

Among the provinces and HUCs in Western Visayas, Iloilo had the highest underemployment rate at 17.5 percent, followed by Negros Occidental at 16.3 percent. Inversely, Bacolod City had the lowest underemployment rate with 3.5 percent in 2023. (Figure 15)

Figure 15. Underemployment Rate by Province, Highly Urbanized City, Western Visayas: 2023 (in percent)



Source: Philippine Statistics Authority, Labor Force Survey (LFS)

## SUMMARY TABLES

Table 1. Total Persons in Labor Force, Employed Persons, Unemployed Persons, and Underemployed Persons, Western Visayas: 2023 (in thousands)

Region/Province	Labor Force	Employed	Unemployed	Underemployed
<b>REGION VI (WESTERN VISAYAS)</b>	3582	3434	148	471
<b>Aklan</b>	280	267	12	17
<b>Antique</b>	270	255	15	37
<b>Capiz</b>	383	368	15	51
<b>Iloilo</b>	925	879	45	154
<b>Iloilo City</b>	222	214	8	14
<b>Negros Occidental</b>	1131	1090	41	177
<b>Bacolod City</b>	293	285	9	10
<b>Guimaras</b>	78	76	2	10

Table 2. Labor Force Participation Rate, Employment Rate, Unemployment Rate, and Underemployment Rate, Western Visayas: 2023 (in percent)

Region/Province	Labor Force Participation Rate	Employment Rate	Unemployment Rate	Underemployment Rate
<b>REGION VI (WESTERN VISAYAS)</b>	63.9	95.9	4.1	13.71
<b>Aklan</b>	64.5	95.6	4.4	6.47
<b>Antique</b>	66.3	94.5	5.5	14.63
<b>Capiz</b>	65.3	96.0	4.0	13.76
<b>Iloilo</b>	62.9	95.1	4.9	17.50
<b>Iloilo City</b>	65.7	96.3	3.7	6.49
<b>Negros Occidental</b>	62.7	96.4	3.6	16.26
<b>Bacolod City</b>	66.8	97.1	2.9	3.51
<b>Guimaras</b>	59.5	97.3	2.7	13.82

*Notes:*

1. Annual 2023 estimates were based on the final estimates of January, February, March, April, May, and June 2023 LFS and preliminary estimates of July, August, September, October, November, and December 2023.

Source: Philippine Statistics Authority, 2022 and 2023 Labor Force Survey

## **CONCEPTS AND DEFINITIONS**

### **a. Reference Period**

The reference period for this survey is the “past week” referring to the past seven (7) days preceding the date of visit of the enumerator or the interviewer.

### **b. Employment Status Concepts**

#### **1. Population 15 Years Old and Over**

This refers to the number of population 15 years old and over excluding overseas workers. Overseas workers are excluded in the estimation of the size of working population (population ages 15 years and over) since the data on their economic characteristics are not collected because they are not considered part of the labor force in the country.

#### **2. In the Labor Force or Economically Active Population**

This refers to persons 15 years old and over who are either employed or unemployed in accordance with the definitions described below.

#### **3. Employed**

Employed persons include all those who, during the reference period are 15 years old and over as of their last birthday, and are reported either:

a. At work, i.e., those who do any work even for one hour during the reference period for pay or profit, or work without pay on the farm of business enterprise operated by a member of the same household related by blood, marriage, or adoption; or

b. With a job but not at work, i.e., those who have a job or business but are not at work because of temporary illness or injury, vacation, or other reasons. Likewise, persons who expect to report for work or to start operation of a farm or business enterprise within two weeks from the date of the enumerator’s visit are considered employed.

#### **4. Underemployed**

Underemployed persons include all employed persons who express the desire to have additional hours of work in their present job, or an additional job, or to have a new job with longer working hours. Visibly underemployed persons are those who work for less than 40 hours during the reference period and want additional hours of work.

## 5. Unemployed

Starting April 2005, the new unemployment definition was adopted per NSCB Resolution Number 15 dated October 20, 2004. As indicated in the said resolution:

Unemployed persons include all those who, during the reference period, are 15 years old and over as of their last birthday, and reported as persons:

- a) Without work, i.e., had no job or business during the reference period;
- b) Currently available for work, i.e., were available and willing to take up work in paid employment or self-employment during the reference period, and/or would be available and willing to take up work in paid employment or self-employment within two weeks after the interview date; and
- c) Seeking work, i.e., had taken specific steps to look for a job or establish a business during the reference period or
- d) Not seeking work due to the following reasons: (1) fatigued or believed no work available, i.e., discouraged workers; (2) awaiting results of previous job application; (3) temporary illness or disability; (4) bad weather; and/or (5) waiting for rehire or job recall.

## 6. Persons Not in the Labor Force

Persons 15 years old and over who are neither employed nor unemployed according to the definitions mentioned. Those not in the labor force are persons who are not looking for work because of reasons such as housekeeping, schooling, and permanent disability. Examples are housewives, students, persons with disability, or retired persons.



**NELIDA C. AMOLAR**  
(Chief Statistical Specialist)  
Officer-in-Charge  
PSA RSSO VI

MYA/APB/ECEG