

SPECIAL RELEASE

Employment Situation in Western Visayas for April 2024

Date of Release: 6 August 2024
Reference No. 2024-SR25

More than 62 percent of the population 15 years old and over were in the labor force

In April 2024, the labor force participation rate (LFPR) in Western Visayas was 62.4 percent which accounted for 3.547 million of the 5.685 million persons who were 15 years old and over (Table 1). This recorded a 0.5 percentage point increase from 61.9 percent of the reported LFPR in January 2024 and 3.3 percentage point decrease from 65.7 percent recorded in April 2023 (Figure 1).

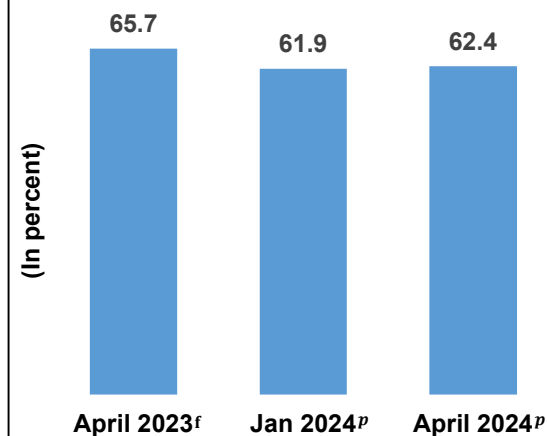
In terms of number, the persons who were in the labor force reached 3.547 million in April 2024, a decrease of 125 thousand persons compared to 3.672 million in April 2023 and 37 thousand persons compared to 3.510 million in January 2024 (Table 1).

Employment Rate registers at 96.0 percent

The employment rate or the proportion of employed persons to the total labor force was estimated at 96.0 percent which accounted for 3.406 million of the 3.547 million population in the labor force in April 2024 (Table 1). It was 0.5 percentage point lower than the reported employment rate in January 2024 and 0.3 percentage points higher than in April 2023 at 95.7 percent (Figure 2).

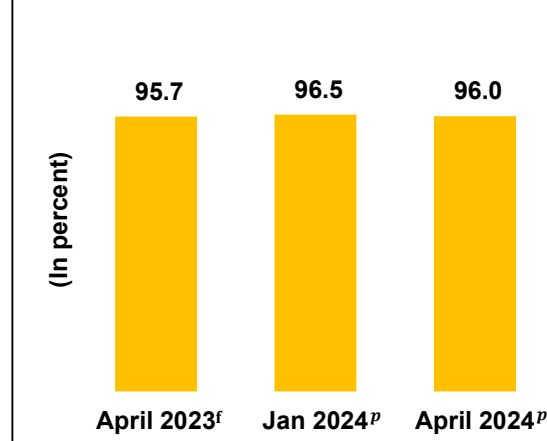
The number of employed persons decreased in April 2024 by 108 thousand compared to the employed persons in April 2023, however, this was more than 19 thousand employed persons when compared to January 2024.

Figure 1. Labor Force Participation Rate (LFPR): April 2023^f, January 2024^p and April 2024^p



Source: Philippine Statistics Authority, Labor Force Survey (LFS)

Figure 2. Employment Rate: April 2023^f, January 2024^p and April 2024^p



Source: Philippine Statistics Authority, Labor Force Survey (LFS)

Underemployment rate registers at 12.8 percent

Underemployed persons are employed persons who express the desire to have additional hours of work in their present job or to have additional job or have a new job with longer working hours.

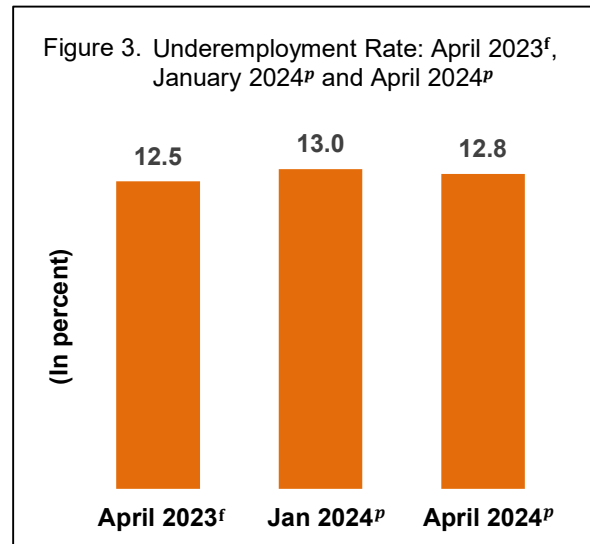
Underemployment rate in April 2024 slowed down to 12.8 percent which accounted for 454 thousand of the 3.406 million total number of employed persons (Table 1). It was 0.2 percentage point lower than the recorded underemployment rate in January 2024 at 13.0 percent and 0.3 percentage point higher compared in April 2023 at 12.5 percent (Figure 3).

The number of underemployed persons in April 2024 recorded at 454 thousand, decreased by 5 thousand persons when compared in April 2023 with 459 thousand and 2 thousand persons compared to 456 thousand underemployed persons in January 2024.

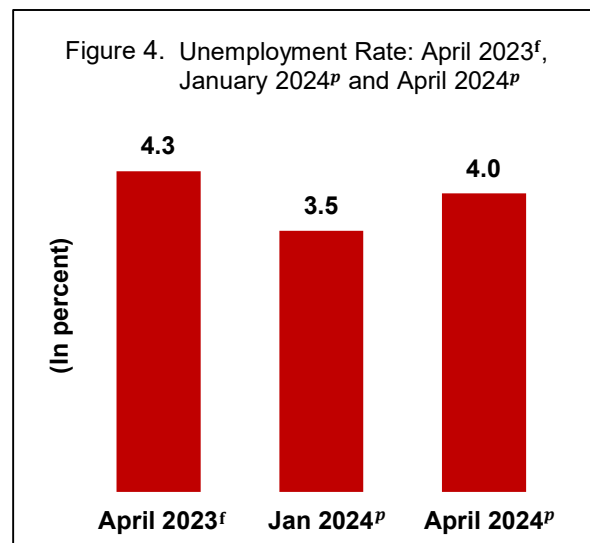
Unemployment rate drops to 4.0 percent

In April 2024, unemployment rate in Western Visayas was recorded at 4.0 percent, a 0.3 percentage point lower compared to April 2023 and higher by 0.5 percentage point in January 2024.

In terms of number, unemployed persons in April 2024 were recorded at 142 thousand, decreased by 16 thousand persons when compared to the 158 thousand unemployed persons in April 2023. This also recorded a surplus of 19 thousand persons from the recorded 123 thousand unemployed persons in January 2024.



Source: Philippine Statistics Authority, Labor Force Survey (LFS)



Source: Philippine Statistics Authority, Labor Force Survey (LFS)

SUMMARY STATISTICS

Table 1. Total Person in Labor Force, Employed Persons, Unemployed Persons, and Underemployed Persons, Western Visayas: April 2023^f, January 2024^p, and April 2024^p

Western Visayas	April 2023^f	January 2024^p	April 2024^p
Total 15 years old and over ('000)	5,589	5,670	5,685
Labor Force ('000)	3,672	3,510	3,547
Employment ('000)	3,514	3,387	3,406
Unemployment ('000)	158	123	142
Underemployment ('000)	459	456	454

Table 2. Labor Force Participation Rate, Employment Rate, Unemployment Rate and Underemployment Rate, Western Visayas: April 2023^f, January 2024^p, and April 2024^p

Western Visayas	April 2023^f	January 2024^p	April 2024^p
Labor Force Participation Rate (%)	65.7	61.9	62.4
Employment Rate (%)	95.7	96.5	96.0
Unemployment Rate (%)	4.3	3.5	4.0
Underemployment Rate (%)	12.5	13.0	12.8

1. The labor force population in April 2024 was estimated at 3.547 million. This translates to a labor force participation rate (LFPR) of 62.4 percent.
2. Total employed persons were approximately 3.406 million registering a regional employment rate of 96.0 percent.
3. Unemployed persons were reported at 142 thousand resulting to an unemployment rate of 4.0 percent in April 2024.
4. Underemployed persons were approximately 454 thousand which translates to an underemployment rate of 12.8 percent.

Concepts and Definition

a. Employment Status Concepts

1. Population 15 years Old and Over

This refers to the number of population 15 years old and over excluding overseas workers. Overseas workers are excluded in the estimation of the size of working population (population aged 15 years and over) since the data on their economic characteristics are not collected because they are not considered part of the labor force in the country.

2. In the Labor Force or Economically Active Population

This refers to persons 15 years old and over who are either employed or unemployed in accordance with the definitions described below.

3. Employed

Employed persons include all those who, during the reference period are 15 years old and over as of their last birthday and during the basic survey reference period are reported as either:

a.) At work. Those who do any work even for one hour during the reference period for pay or profit, or work without pay on the farm or business enterprise operated by a member of the same household related by blood, marriage, or adoption; or

b.) With a job but not at work. Those who have a job or business but are not at work because of temporary illness/injury, vacation, or other reasons. Likewise, persons who expect to report for work or to start operation of a farm or business enterprise within two weeks from the date of the enumerator's visit, are considered employed.

4. Underemployed

Refers to employed persons who expressed the desire to have additional hours of work in their present job, or to have additional job, or to have a new job with longer working hours during the reference week.

5. Unemployed

Starting April 2005, the new unemployment definition was adopted per NSCB Resolution Number 15 dated October 20, 2004. As indicated in the said resolution:

Unemployed persons include all those who, during the reference period, are 15 years old and over as of their last birthday, and reported as persons:

- a.) Without work, i.e., had no job or business during the reference period; and
- b.) Currently available for work, i.e., were available and willing to take up work in paid employment or self-employment during the reference period, or would be available and willing to take up work in paid employment or self-employment within two-weeks after the interview date; and
- c.) Seeking work, i.e., had taken specific steps to look for a job or establish a business during the reference period or

Not seeking work due to the following reasons:

- (1) tired/believed no work available, i.e., the discouraged workers;
- (2) awaiting results of previous job application;
- (3) temporary illness/disability;
- (4) bad weather; and
- (5) waiting for rehire or job recall.

6. Persons Not in the Labor Force

Persons 15 years old and over who are neither employed nor unemployed according to the definitions mentioned. Those not in the labor force are persons who are not looking for work because of reasons such as housekeeping, schooling, and permanent disability. Examples are housewives, students, persons with disability, or retired persons.



NELIDA C. AMOLAR
(Chief Statistical Specialist)
Officer-in-Charge

MYA/APB/GDB