



SPECIAL RELEASE

ON VITAL STATISTICS

Capiz Registered Deaths in 2nd Quarter of 2024

Date of Release: 21 October 2024

Reference No. 2024-CR-09

EXPLANATORY NOTES

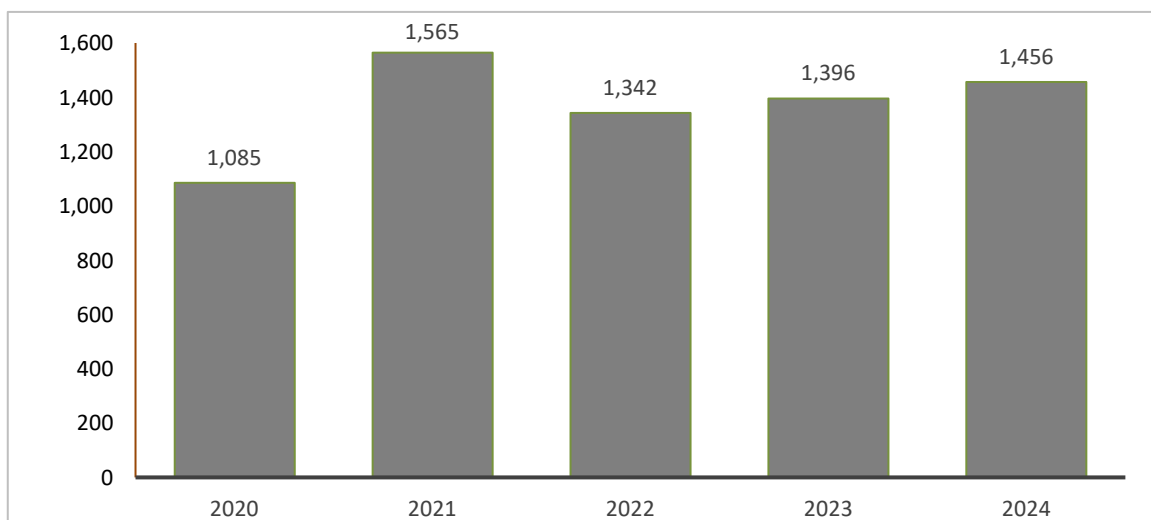
This special release for Civil Registration presents the number of Deaths in the Province of Capiz for the Second Quarter of 2024. This is a compilation of data from registered certificates forwarded by the Local Civil Registry Offices in the sixteen municipalities and sole city in the province to the Office of the Civil Registrar General (OCRG) through PSA - Capiz Provincial Statistical Office.

Due to data limitations, included in this report are only the number of occurrences of these vital events among Capizeños by city/municipality and by month, daily averages, daily index, percent distribution and percent differences as compared to the same period of 2023 and the previous years.

REGISTERED DEATHS RECORDED AT 1,456 AT Q2

The number of registered deaths registered in Capiz has shown a steady trend for the past five (5) years which recorded a slight difference in every year, except in 2021 where the registered deaths expressively increased by 44.24 percent. The highest number of deaths was recorded in 2021, with 1,565 deaths. The lowest number of deaths was recorded in 2020, with 1,085 deaths. (Figure 1)

**Figure 1. Number of Deaths Registered, Capiz:
Second Quarter 2020 to 2024**



Source: Data Collected from City/Municipal Registrars in Capiz

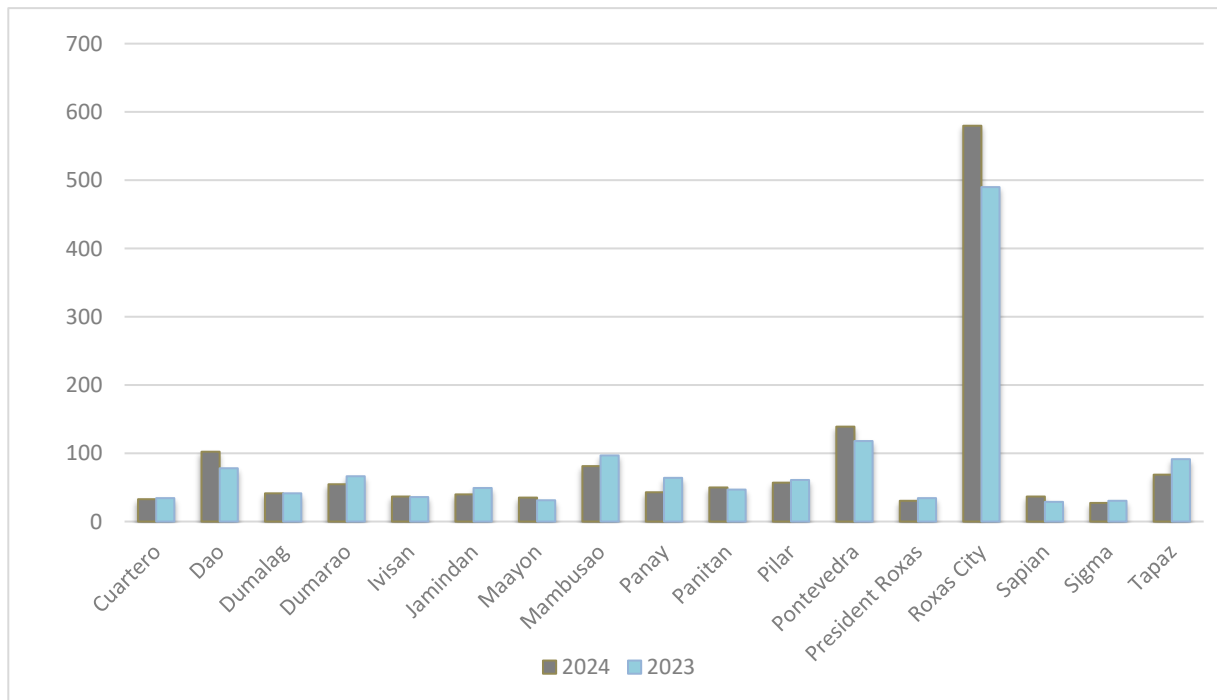


In a span of five (5) years, the deaths registered in Capiz increased by 34.19 percent from 1,085 to 1,456 in second quarter of 2020 and 2024, respectively.

TOTAL DEATHS AND PLACE OF OCCURRENCE

As shown in Figure 2 and Table 1, the number of deaths registered in the province in the reference quarter indicates a daily average occurrence of 49 deaths every day. The number of deaths registered in the province increased by 4.3 percent compared to the same reference period in the previous year.

Figure 2. Number of Deaths Registered by City/Municipality, Capiz: Second Quarter 2023 and 2024



Source: Data Collected from City/Municipal Registrars in Capiz

As expected, Roxas City accounted for the highest number of registered deaths, with 580 or 39.8 percent of the total. This represents an increase of 18.4 percent compared to the same period in 2023. The municipalities of Pontevedra and Dao followed behind, with 139 and 102 deaths, accounting for 9.5 and 7.0 percent each, respectively. Sigma had the lowest number of deaths with only 27 registrations, representing a mere 1.9 percent share of the total registered deaths in the province.

Of the sixteen municipalities and sole city in Capiz, Dao recorded the highest growth with 30.8 percent followed by Sapian and Roxas with 27.6 and 18.37 percent growth respectively. In the contrast the municipality of Panay exhibited the greatest decline recorded at 32.8 percent.

**Table 1. Number of Deaths Registered by City/Municipality, Capiz:
Second Quarter 2023 and 2024**

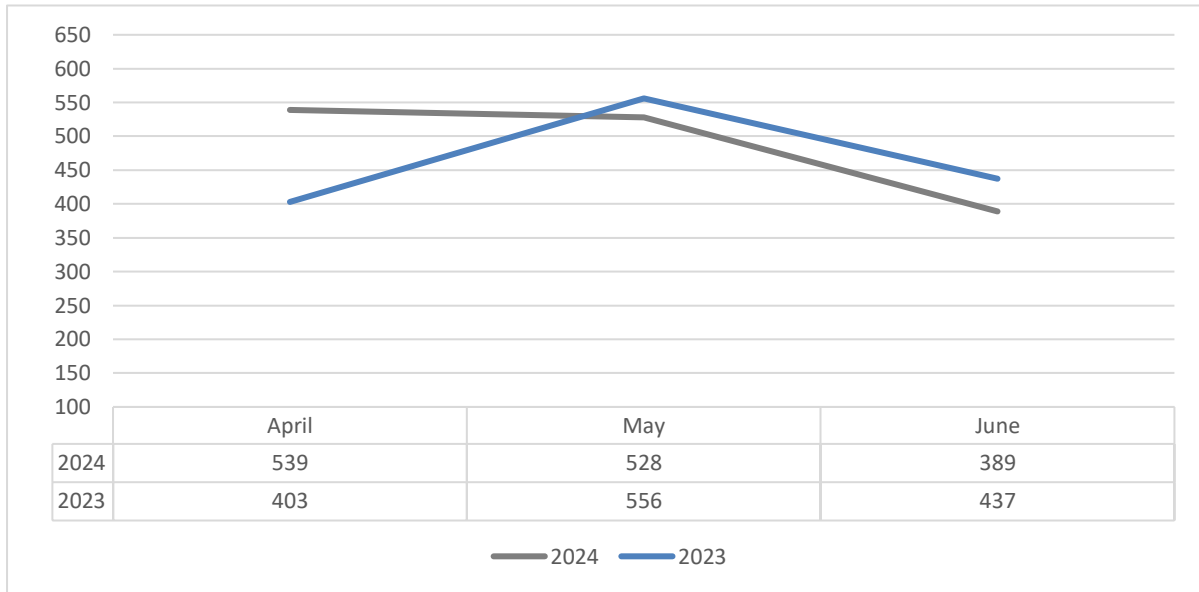
City/ Municipality	2024 – 2nd Quarter		2023 -2nd Quarter		Percent Change
	Registered Deaths	Percentage	Registered Deaths	Percentage	
CAPIZ	1,456	100.0	1,396	100.0	4.3
Cuartero	33	2.3	34	2.4	-2.9
Dao	102	7.0	78	5.6	30.8
Dumalag	41	2.8	41	2.9	0.0
Dumarao	55	3.8	66	4.7	-16.7
Ivisan	37	2.5	36	2.6	2.8
Jamindan	40	2.7	49	3.5	-18.4
Maayon	35	2.4	31	2.2	12.9
Mambusao	81	5.6	97	6.9	-16.5
Panay	43	3.0	64	4.6	-32.8
Panitan	50	3.4	47	3.4	6.4
Pilar	57	3.9	61	4.4	-6.6
Pontevedra	139	9.5	118	8.5	17.8
Pres. Roxas	30	2.1	34	2.4	-11.8
Roxas City	580	39.8	490	35.1	18.4
Sapian	37	2.5	29	2.1	27.6
Sigma	27	1.9	30	2.1	-10.0
Tapaz	69	4.7	91	6.5	-24.2

Source: Data Collected from City/Municipal Registrars in Capiz

MONTH OF OCCURENCE

Figure 3 below illustrates the monthly distribution of deaths. May was the busiest month of the quarter, with 528 registered deaths. This translates to a daily average of 17 deaths.

Figure 3. Number of Deaths Registered by Monthly Occurrence, Capiz: Second Quarter 2023 and 2024



Source: Data Collected from City/Municipal Registrars in Capiz

June had the lowest number of registered deaths in the second quarter of 2024, with only 389. This translates to a daily average of 13.0 per day during the month lower compared to the daily average of 14.6 or approximately 15 deaths in the same reference period. (Table 2)

Table 2. Number of Deaths Registered and Daily Average by Month of Occurrence, Capiz: Second Quarter 2023 and 2024

Month Occurrence	Deaths		Daily Average	
	2024	2023	2024	2023
Total	1,456	1,396	48.5	46.5
April	539	403	18.0	13.4
May	528	556	17.0	17.9
June	389	437	12.5	14.6

EXPLANATORY NOTES

Introduction


Vital statistics are derived from information obtained at the time when the occurrences of vital events and their characteristics are inscribed in a civil register. Vital acts and events are births, deaths, fetal deaths, marriages, and all such events that have something to do with an individual's entrance and departure from life together with the changes in civil status that may occur to a person during his lifetime. Recording of these events in the civil register is known as vital or civil registration and the resulting documents are called vital records.

Definition of terms and concepts

Significant terminology and descriptions in the foregoing highlights and tables are defined below. Included are some items found in the certificates and summary measure used in describing the facts of events.

Marriage is a contract of permanent union between a man and a woman entered in accordance with law for the establishment of conjugal and family life.

Daily Average refers to the arithmetic mean of marriage occurrences per day.



ROSIEBELLE A. BELUSO
(Senior Statistical Specialist)
Officer-In-Charge

For more inquiries regarding this special release please contact:

The Statistical Staff
Philippine Statistics Authority
Capiz Provincial Statistical Office
G/F Catalan Building
Magallanes Street., Roxas City
Tel. Nos. (036) 6210-127 & 6215-963
email: capiz@psa.gov.ph

aryaz