



# SPECIAL RELEASE

## ON VITAL STATISTICS

### Capiz Registered Marriages in 2024 2<sup>nd</sup> Quarter

Date of Release: 14 October 2024

Reference No. 2024-CR-07

#### EXPLANATORY NOTES

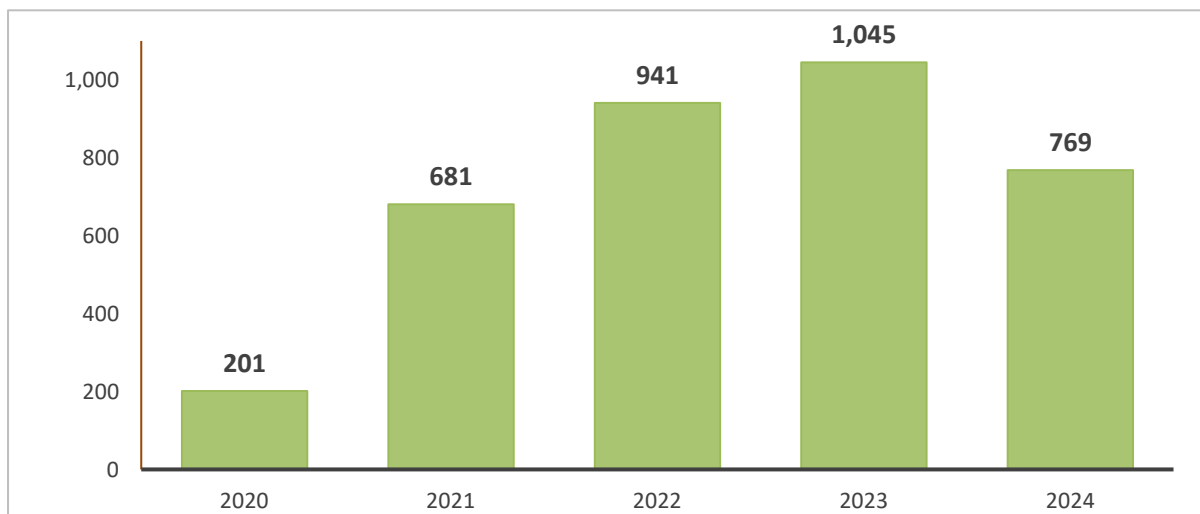
This special release for Civil Registration presents the number of Marriages in the Province of Capiz for the Second Quarter of 2024. This is a compilation of data from registered certificates forwarded by the Local Civil Registry Offices in the sixteen municipalities and sole city in the province to the Office of the Civil Registrar General (OCRG) through PSA - Capiz Provincial Statistical Office.

Due to data limitations, included in this report are only the number of occurrences of these vital events among Capizeños by city/municipality and by month, daily averages, daily index, percent distribution and percent differences as compared to the same period of 2023 and the previous years.

#### REGISTERED MARRIAGES IN CAPIZ DECREASED AT Q2

The number of registered marriages in Capiz generally increased from 2020 to 2023 but experienced a decline in 2024. Over the past five years, 2023 recorded the highest number of marriages of 1,045. In the second quarter of 2024, the total number of registered marriages was 769, which represents a decrease of 26.11 percent compared to the previous year. (Figure 1)

**Figure 1. Number of Marriages Registered, Capiz:**  
Second Quarter 2020 to 2024



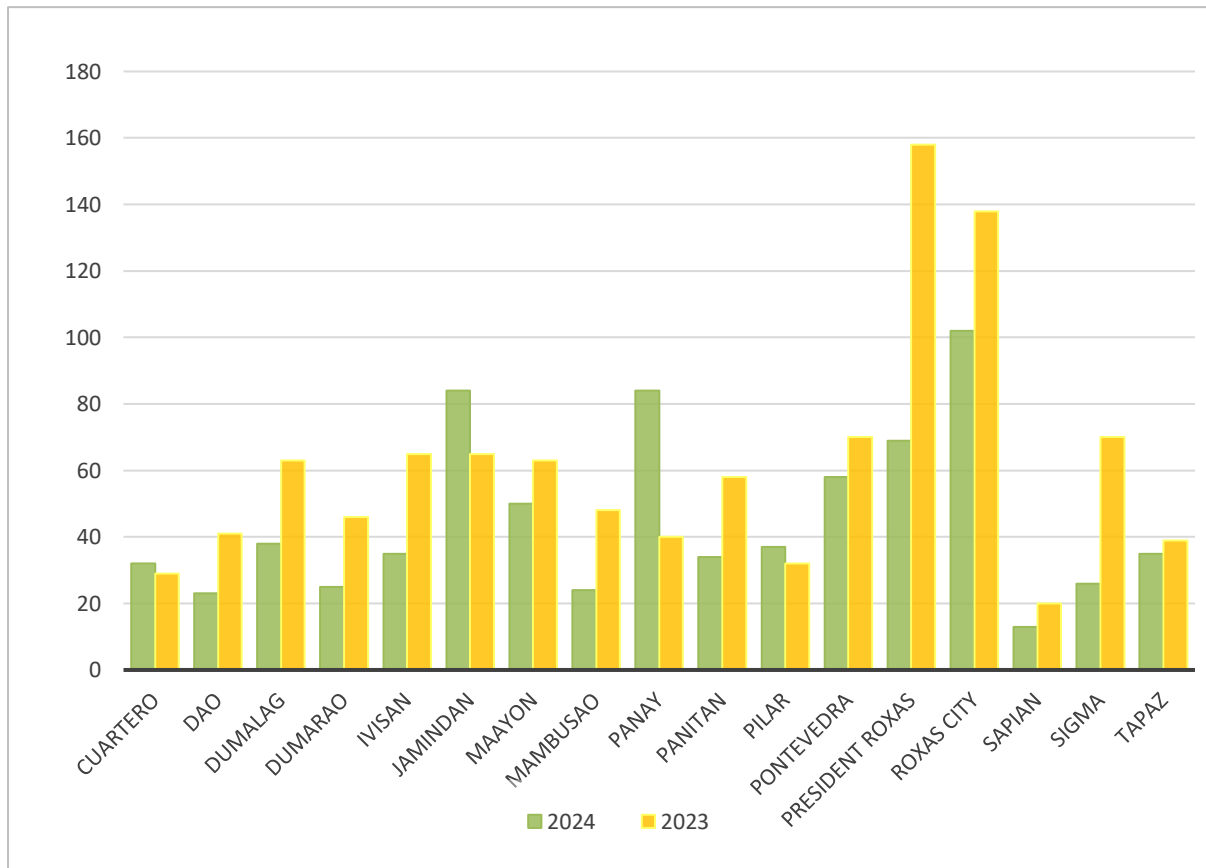
Source: Data Collected from City/Municipal Registrars in Capiz



## NUMBER OF MARRIAGES AND PLACE OF OCCURRENCE

As shown in Figure 2 and Table 1, the total number of marriages registered in the province during the second quarter of 2024 was 769. This represents a decrease of 26.4 percent compared to the 1,045 marriages recorded in the same period of 2023. On average, approximately 8.5 to 9 couples were wed each day in 2024, down from 11.6 to 12 couples per day in 2023. (Figure 2)

**Figure 2. Number of Marriages Registered by City/Municipality, Capiz: Second Quarter 2023 and 2024**



Source: Data Collected from City/Municipal Registrars in Capiz

As expected, Roxas City accounted for the highest number of marriages, with 102 or 13.3 percent of the total. This represents a significant decrease of 26.1 percent compared to the same period in 2023. The municipalities of Jamindan and Panay followed behind, with 84 marriages, accounting for 10.9 percent each. Sapián had the lowest number of marriages with only 13 registrations, representing a mere 1.7 percent share of the total registered marriages in the province. Of the sixteen municipalities and sole city in Capiz, nearly all exhibited a decline in registered marriages during the first quarter of 2024 compared to the first quarter of 2023.

Only the municipalities of Panay, Jamindan, Pilar and Cuartero, experienced increases, with Panay showing the most significant growth with a whopping 110.0 percent increase. In contrast, Sigma recorded the highest decline in registered marriages, with a decrease of 62.9 percent. (Table 1)

**Table 1. Number of Marriages Registered by City/Municipality, Capiz:  
Second Quarter 2023 and 2024**

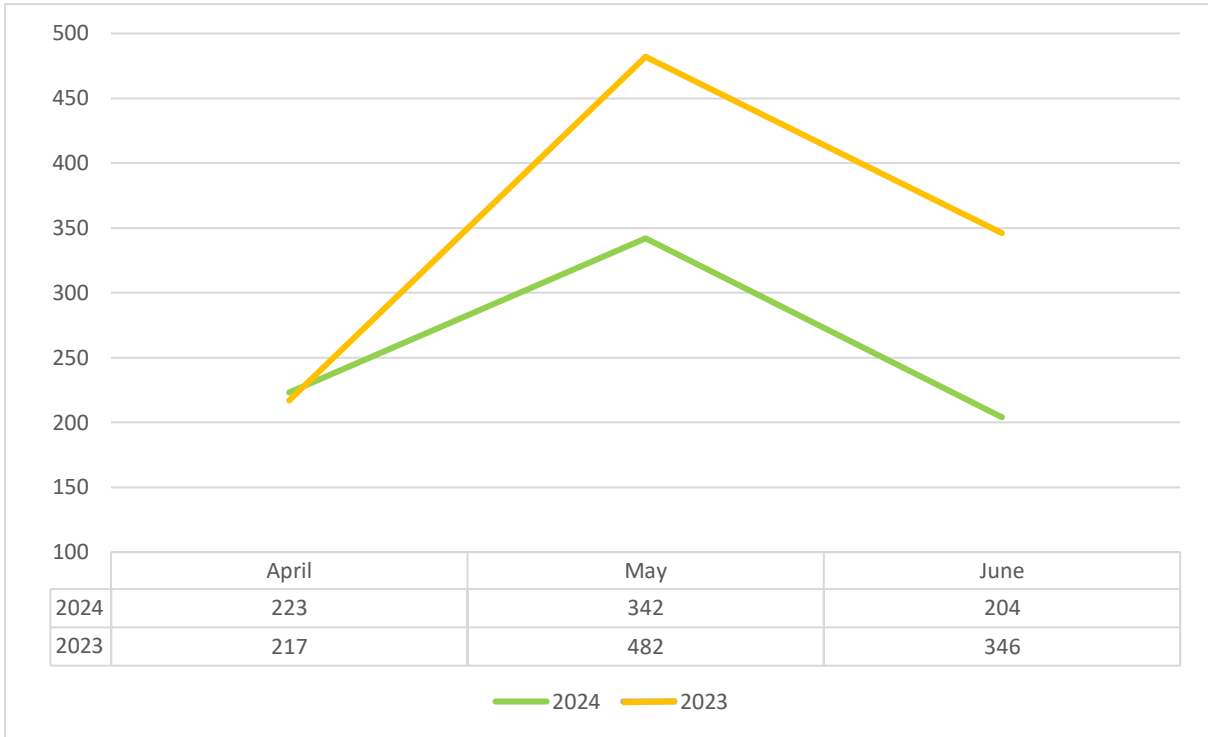
City/ Municipality	2024 – 2nd Quarter		2023 -2nd Quarter		Percent Change
	Registered Marriages	Percentage	Registered Marriages	Percentage	
<b>CAPIZ</b>	769	100.0	1045	100.0	-26.4
<b>Cuartero</b>	32	4.2	29	2.8	10.3
<b>Dao</b>	23	3.0	41	3.9	-43.9
<b>Dumalag</b>	38	4.9	63	6.0	-39.7
<b>Dumarao</b>	25	3.3	46	4.4	-45.7
<b>Ivisan</b>	35	4.6	65	6.2	-46.2
<b>Jamindan</b>	84	10.9	65	6.2	29.2
<b>Maayon</b>	50	6.5	63	6.0	-20.6
<b>Mambusao</b>	24	3.1	48	4.6	-50.0
<b>Panay</b>	84	10.9	40	3.8	110.0
<b>Panitan</b>	34	4.4	58	5.6	-41.4
<b>Pilar</b>	37	4.8	32	3.1	15.6
<b>Pontevedra</b>	58	7.5	70	6.7	-17.1
<b>Pres. Roxas</b>	69	9.0	158	15.1	-56.3
<b>Roxas City</b>	102	13.3	138	13.2	-26.1
<b>Sapian</b>	13	1.7	20	1.9	-35.0
<b>Sigma</b>	26	3.4	70	6.7	-62.9
<b>Tapaz</b>	35	4.6	39	3.7	-10.3

*Source: Data Collected from City/Municipal Registrars in Capiz*

### **MONTH OF THE HIGHEST REGISTERED MARRIAGE OCCURRENCE**

Figure 3 below illustrates the monthly distribution of marriages. May was the busiest month of the quarter, with 342 registered marriages. This translates to a daily average of 11.8 to 12 marriages. (Figure 3)

**Figure 3. Number of Marriages Registered by Monthly Occurrence, Capiz: Second Quarter 2023 and 2024**



Source: Data Collected from City/Municipal Registrars in Capiz

June had the lowest number of registered marriages in the first quarter of 2024, with only 204. This translates to a daily average of 6.6, or approximately 7 marriages per day during the month. (Table 2)

**Table 2. Number of Marriages Registered and Daily Average by Month of Occurrence, Capiz: Second Quarter 2023 and 2024**

Month Occurrence	Marriages		Daily Average	
	2024	2023	2024	2023
<b>Total</b>	<b>769</b>	<b>1,045</b>	<b>8.5</b>	<b>11.5</b>
<b>April</b>	<b>223</b>	<b>217</b>	<b>7.4</b>	<b>7.2</b>
<b>May</b>	<b>342</b>	<b>482</b>	<b>11.0</b>	<b>15.5</b>
<b>June</b>	<b>204</b>	<b>346</b>	<b>6.8</b>	<b>11.5</b>

Source: Data Collected from City/Municipal Registrars in Capiz

## EXPLANATORY NOTES

### Introduction


Vital statistics are derived from information obtained at the time when the occurrences of vital events and their characteristics are inscribed in a civil register. Vital acts and events are births, deaths, fetal deaths, marriages, and all such events that have something to do with an individual's entrance and departure from life together with the changes in civil status that may occur to a person during his lifetime. Recording of these events in the civil register is known as vital or civil registration and the resulting documents are called vital records.

### Definition of terms and concepts

Significant terminology and descriptions in the foregoing highlights and tables are defined below. Included are some items found in the certificates and summary measure used in describing the facts of events.

**Marriage** is a contract of permanent union between a man and a woman entered in accordance with law for the establishment of conjugal and family life.

**Daily Average** refers to the arithmetic mean of marriage occurrences per day.



**ROSIEBELLE A. BELUSO**  
(Senior Statistical Specialist)  
Officer-In-Charge

---

For more inquiries regarding this special release please contact:

**The Statistical Staff**  
**Philippine Statistics Authority**  
Capiz Provincial Statistical Office  
G/F Catalan Building  
Magallanes Street., Roxas City  
Tel. Nos. (036) 6210-127 & 6215-963  
email: capiz@psa.gov.ph

---

*aryaz*