



FISHERIES PRODUCTION IN WESTERN VISAYAS SECOND QUARTER OF 2023

Reference No. 2023-SR23

Date of Release: 12 September 2023

Explanatory Notes:

This special release presents the preliminary result for Fisheries volume and value of production of Western Visayas for the 2nd quarter of 2023. The 2nd quarter of 2022 data were also included to obtain analysis on the changes for comparison. The information presented in this special release was taken from www.openstat.psa.gov.ph.

Western Visayas' 2nd quarter 2023 fisheries volume of production decreased by 0.27 percent

The total fisheries production of Western Visayas in the second quarter of 2023 was estimated at 93,993 metric tons. The production decreased by 0.27 percent or about 252 metric tons less from the same quarter of 2022's reported volume of production. The decrease was mainly attributed to the commercial and marine municipal fisheries sector with 17.08 percent and 9.22 percent decrease, respectively. Similarly, inland fisheries decreased by 21.73 percent. However, the aquaculture sector's volume of production increased by 14.91 percent or by 6,235 metric tons (MT).

Table 1. Fisheries Volume of Production by Subsector, Western Visayas:
 Second Quarter 2021 and 2022 (in metric tons)

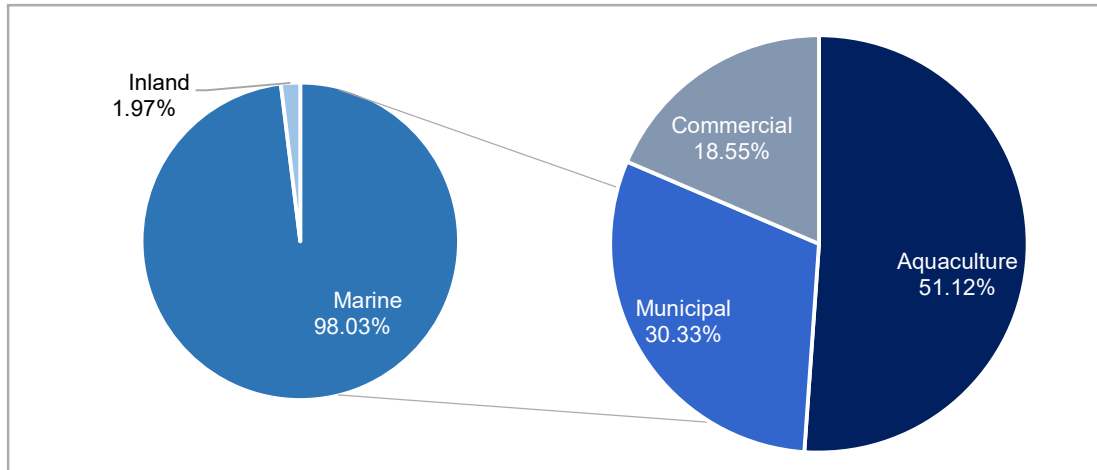
| Fisheries | 2022 | 2023 | Percent change |
|------------------------|--------|--------|----------------|
| Total Fisheries | 94,245 | 93,993 | -0.27 |
| Commercial | 21,026 | 17,434 | -17.08 |
| Municipal | 31,404 | 28,510 | -9.22 |
| <i>Marine</i> | 30,686 | 27,948 | -8.92 |
| <i>Inland</i> | 718 | 562 | -21.73 |
| Aquaculture | 41,814 | 48,049 | 14.91 |

Source: Philippine Statistics Authority, www.openstat.gov.ph

Of the region's total fisheries production, aquaculture fisheries shared about 51.12 percent. Municipal fisheries, which include marine and inland subsectors, contributed 30.33 percent while commercial fisheries contributed 18.55 percent. (See *Figure 1*)



Figure 1. Percent Distribution of Fisheries Volume of Production by Subsector
Western Visayas: Second Quarter 2023

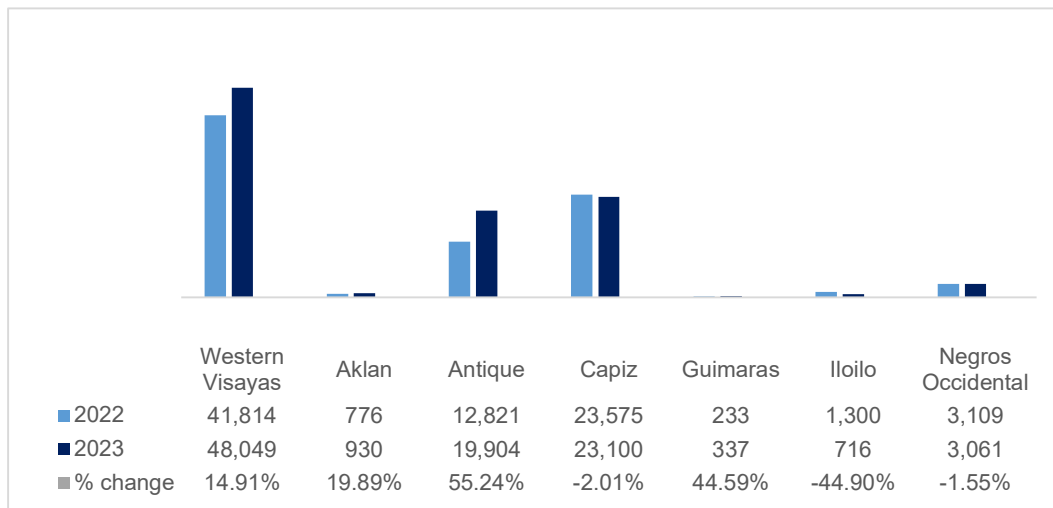


Source: Philippine Statistics Authority, www.openstat.gov.ph

Regional aquaculture fisheries volume of production in the second quarter of 2023 increased by 14.91 percent

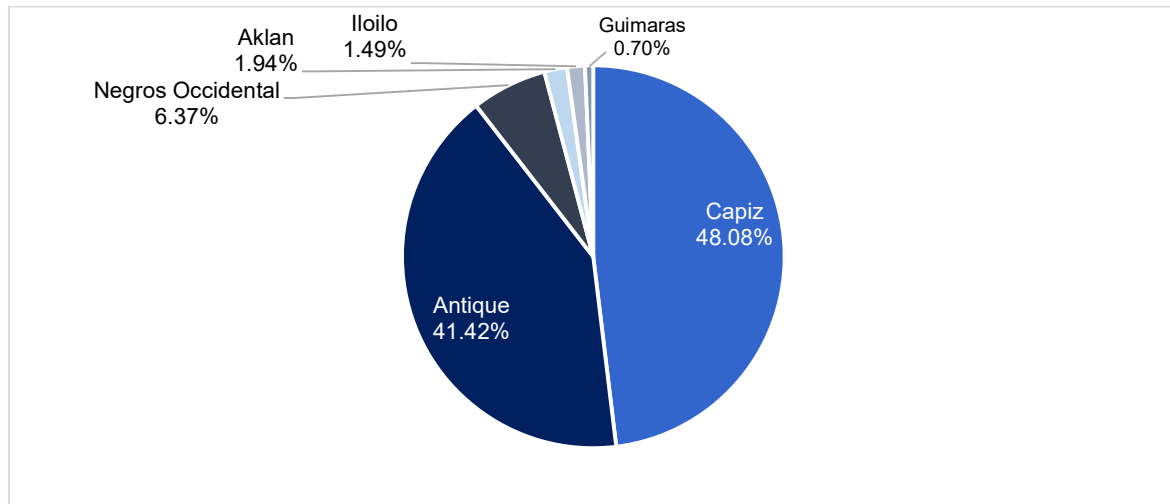
The region had a 14.91 percent increase in aquaculture fisheries production in the second quarter of 2023 from the same quarter of 2022. Antique with 41.42 percent share of the total production increased by 55.24 percent. Aklan with 1.94 percent share increased by 19.89 percent; Guimaras with 0.70 percent share increased by 44.59 percent. On the other hand, Capiz which is the top contributor of the region in aquaculture fisheries with 48.08 percent share decreased by 2.01 percent from 23,575 to 23,100 (metric tons) volume of production. Negros Occidental with 6.37 percent share decreased by 1.55 percent. In addition, Iloilo with 1.49 percent share decreased by 44.90 percent. (See Figure 2 and 3)

Figure 2. Aquaculture Fisheries Production by Province
Western Visayas: Second Quarter 2022 to 2023



Source: Philippine Statistics Authority, www.openstat.psa.gov.ph

Figure 3. Percent Distribution of Aquaculture Fisheries Production by Province, Western Visayas: Second Quarter 2023

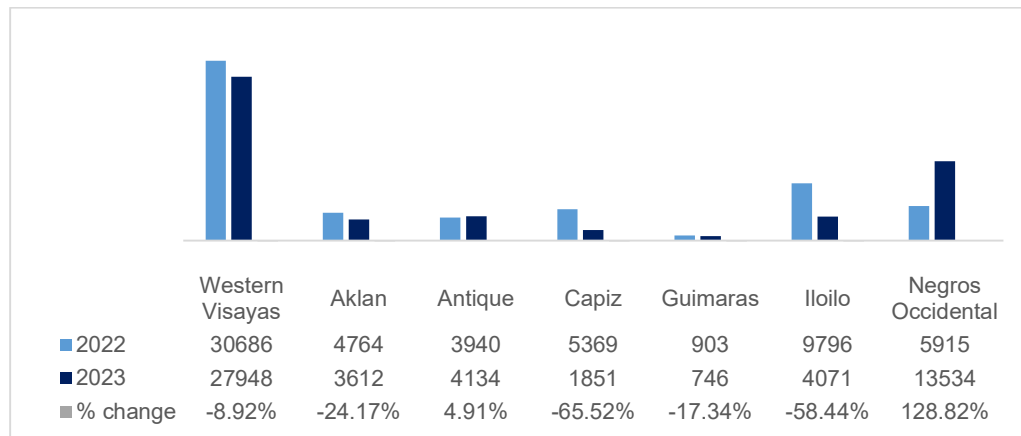


Source: Philippine Statistics Authority, www.openstat.gov.ph

Marine municipal fisheries volume of production in the second quarter of 2023 decreased by 8.92 percent

Compared with the second quarter of 2022, the region’s marine municipal fisheries production in the same quarter of 2023 decreased by 8.92 percent or lower by about 2,738 metric tons. This decrease was contributed by the drop in the volume of production of Iloilo with 5,752 metric tons or about 58.44 percent. Capiz with 6.62 percent share posted a decrease of 65.52 percent; Aklan with 12.93 percent share dropped by 24.17 percent; and Guimaras with 2.67 percent share decreased by 17.34 percent. On the other hand, Negros Occidental sharing 48.43 percent of the total municipal fisheries volume of production increased by 128.82 percent, and Antique with a share of 14.79 percent rose by 4.91 percent. (See Figure 4)

Figure 4. Marine Municipal Fisheries Volume of Production by Province, Western Visayas: Second Quarter 2022 to 2023

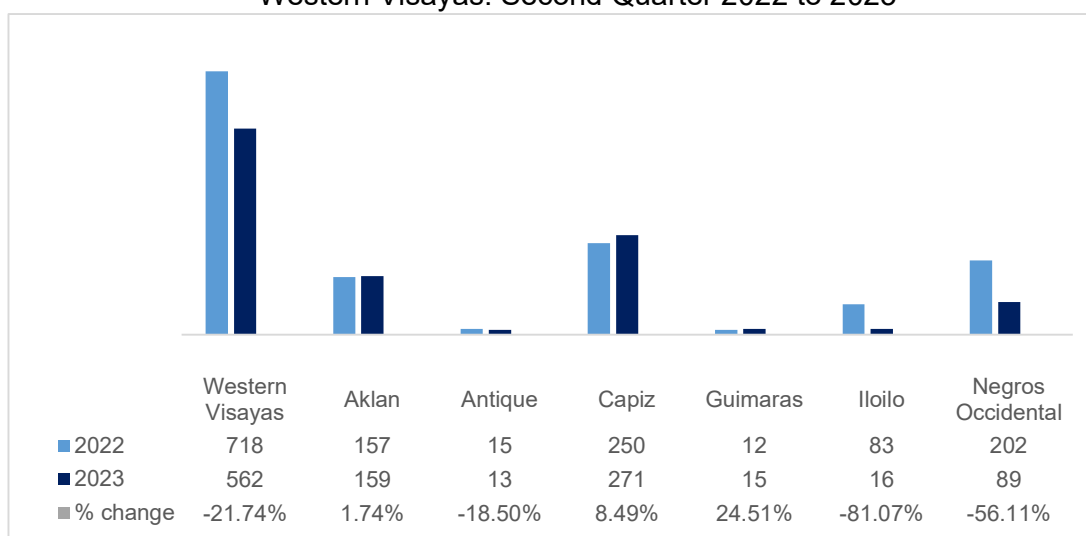


Source: Philippine Statistics Authority, www.openstat.gov.ph

Inland municipal fisheries volume of production dropped by 21.47 percent

The region’s inland municipal fisheries production posted a 21.47 percent decrease or about 156 metric tons from 718 metric tons in the second quarter of 2022. Antique, Iloilo, and Negros Occidental contributed to the overall decline with 18.50 percent, 81.07 percent, and 56.11 percent decreases, respectively. Conversely, Capiz which contributed the largest to the region’s inland municipal fisheries volume of production for the second quarter of 2023 with about 271 metric tons or 48.20 percent, increased by 8.49 percent. Aklan with 28.32 percent share also increased by 1.74 percent, and Guimaras with 2.72 percent share increased by 24.51 percent. (See Figure 5)

Figure 5. Inland Municipal Fisheries Volume of Production by Province, Western Visayas: Second Quarter 2022 to 2023

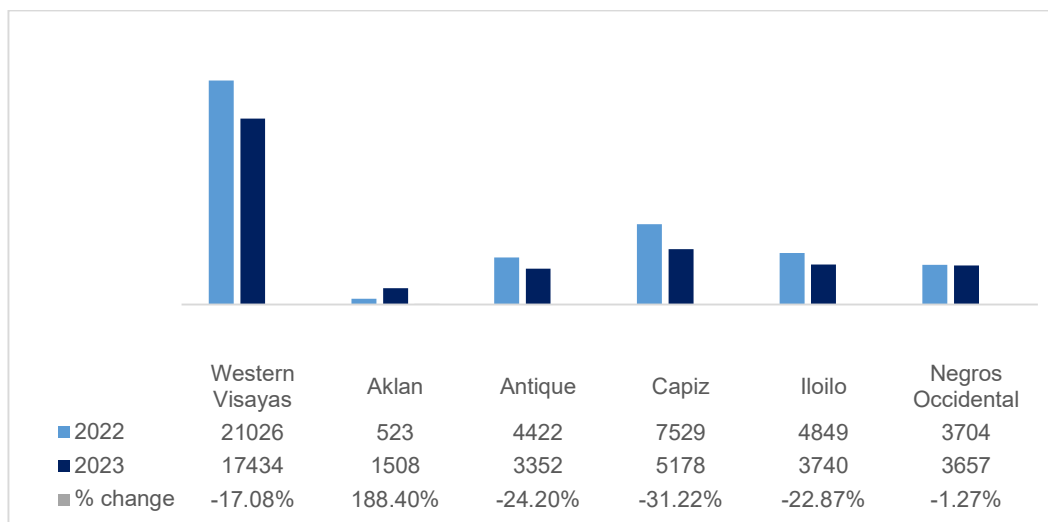


Source: Philippine Statistics Authority, www.openstat.gov.ph

Commercial fisheries volume of production decreased by 17.08 percent

Compared with the second quarter of 2022, the region’s commercial fisheries production in the same quarter of 2023 decreased by 17.08 percent or lower by about 3,592 metric tons. This decrease was attributed to lower production in all provinces except Aklan. Capiz with about 29.70 percent share of the total municipal fisheries production decreased by 31.22 percent; Iloilo with about 21.45 percent share, declined by 22.87 percent; Negros Occidental with 20.97 percent share, by 1.27 percent; and Antique with 19.23 percent share, decreased by 24.20 percent. On the other hand, Aklan with 8.65 percent share increased by 188.40 percent. Among the provinces in Western Visayas, Guimaras is the only province with no commercial fisheries landing center. (See Figure 6)

Figure 6. Commercial Fisheries Volume of Production by Province, Western Visayas: Second Quarter of 2022 to 2023



Source: Philippine Statistics Authority, www.openstat.gov.ph

Western Visayas' fisheries production was valued at 9.68 billion pesos in the second quarter of 2023

Fisheries production in the region totaled 9.68 billion pesos in the second quarter of 2023, equivalent to 1.53 percent or about 1.51 hundred thousand pesos lower compared with the 9.83 billion pesos value of production in the second quarter of 2022. Commercial and municipal fisheries declined by 12.07 percent and 2.96 percent, respectively in terms of value. On the other hand, the value of aquaculture fisheries grew by about 7.83 percent or about 257 thousand pesos compared with the second quarter of 2022. (See Table 2)

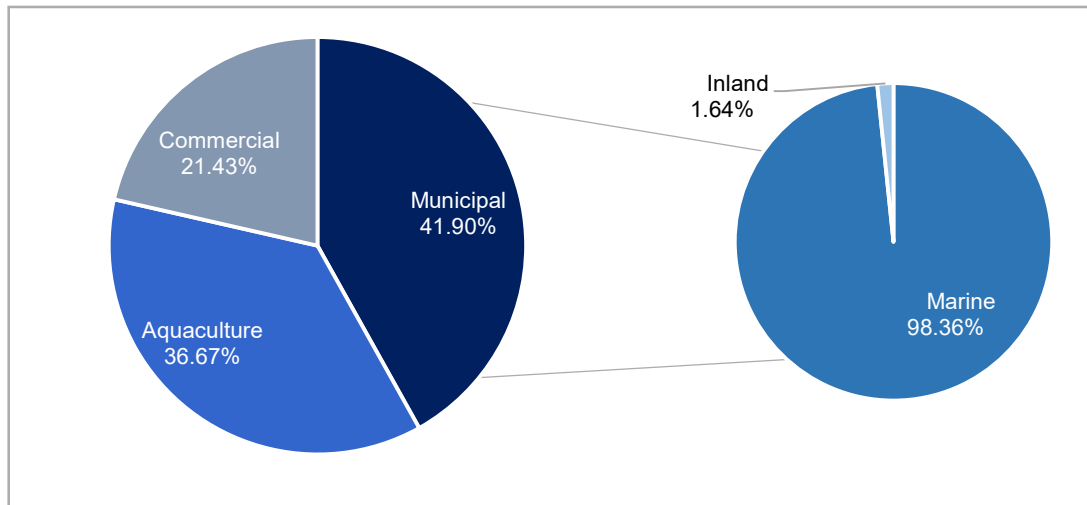
Table 2. Fisheries Value of Production by Subsector, Western Visayas: Second Quarter of 2021 and 2022

| | 2 nd Qtr 2022 | | 2 nd Qtr 2023 | | 2022-2023 |
|------------------------|--------------------------|---------|--------------------------|---------|----------------|
| | Value Php ('000) | Percent | Value Php ('000) | Percent | Percent Change |
| Western Visayas | | | | | |
| Total Fisheries | 9,828,793 | 100.00 | 9,678,054 | 100.00 | -1.53% |
| Commercial | 2,358,405 | 23.99 | 2,073,798 | 21.43 | -12.07% |
| Municipal | 4,178,932 | 42.52 | 4,055,125 | 41.90 | -2.96% |
| Marine | 4,084,284 | 41.55 | 3,988,650 | 41.21 | -2.34% |
| Inland | 94,647 | 0.96 | 66,474 | 0.69 | -29.77% |
| Aquaculture | 3,291,456 | 33.49 | 3,549,131 | 36.67 | 7.83% |

Source: Philippine Statistics Authority, www.openstat.gov.ph

In the second quarter of 2023, municipal fisheries had the largest share among subsectors to the region's fisheries value of production (*Figure 7*) at 41.90 percent, followed by aquaculture fisheries with 36.67 percent, and commercial fisheries with 21.43 percent. For municipal fisheries, marine fisheries shared 98.36 percent, while inland municipal fisheries shared the remaining 1.64 percent.

Figure 7. Percent Distribution of Fisheries Value of Production by Subsector, Western Visayas: Second Quarter of 2023



Source: Philippine Statistics Authority, www.openstat.gov.ph

NELIDA C. AMOLAR
Chief Statistical Specialist
OIC-PSA RSSO VI

MYA/CAAG/CMMR