



SPECIAL RELEASE

Livestock and Poultry Production in Western Visayas: Fourth Quarter of 2022

Date of Release: 22 February 2023
Reference No. 2023-SR05

Explanatory Notes

This special release presents the preliminary result of 4th Quarter 2022 Livestock and Poultry Volume of Production and Inventory of Western Visayas. The 4th quarter of 2021 data were also included in this special release to obtain analysis on the changes and comparison of livestock and poultry volume of production and inventory in the region. The information presented in this special release was taken from www.openstat.psa.gov.ph. The information was further analyzed and presented in tables and charts.

Hog and Goat production in Western Visayas increased for the fourth quarter 2022

Hog production, estimated at 54,389.55 metric tons in the first quarter of 2022, grew by 2.25 percent against the same period in 2022 at 53,194.72 metric tons. Similarly, Goat production also inclined by 2.05 percent in the fourth quarter of 2022 at 1,794.92 metric tons. Meanwhile, Carabao production recorded at 4,223.65 metric tons, and Cattle production at 5,117.13 metric tons, both declined by -5.00 percent, and -3.02 percent, respectively, in the fourth quarter of 2022.

Table 1. Livestock Volume of Production by Commodity,
Western Visayas: Fourth Quarter 2021 and 2022 (in metric tons)

Commodity	2021	2022	Percent Change
Carabao (live wt.)	4,445.89	4,223.65	-5.00
Cattle (live wt.)	5,276.60	5,117.13	-3.02
Hog (live wt.)	53,194.72	54,389.55	2.25
Goat (live wt.)	1,758.93	1,794.92	2.05

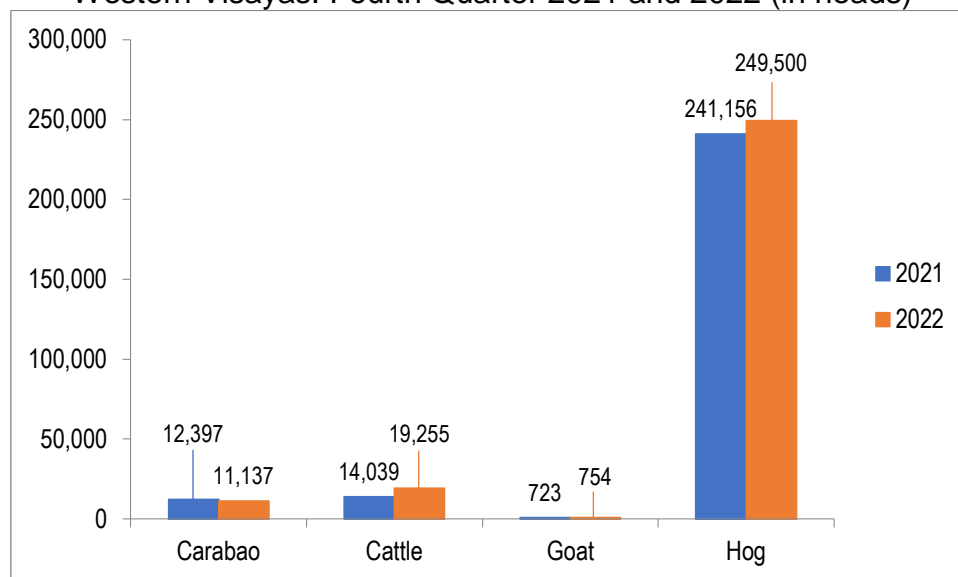
Source: Philippine Statistics Authority, www.openstat.psa.gov.ph



More Cattle, Goat, and Hog slaughtering in the fourth quarter of 2022

Cattle slaughtering reached 19,255 heads in the fourth quarter, which is a 27.09 percent or 5,216 heads higher than the level of the same period a year ago. Likewise, Goat slaughtering increased by 4.11 percent or 31 heads more in 2022 compared with the fourth quarter of 2021. The number of hogs slaughtered in slaughterhouses in the region was recorded at 249,500 heads, an increase of 3.34 percent against the same quarter of the previous year. On the other hand, Carabao slaughtering decreased by -11.31 percent in the fourth quarter of 2022.

Figure 1. Livestock Slaughtered in Slaughterhouses by Animal Type, Western Visayas: Fourth Quarter 2021 and 2022 (in heads)



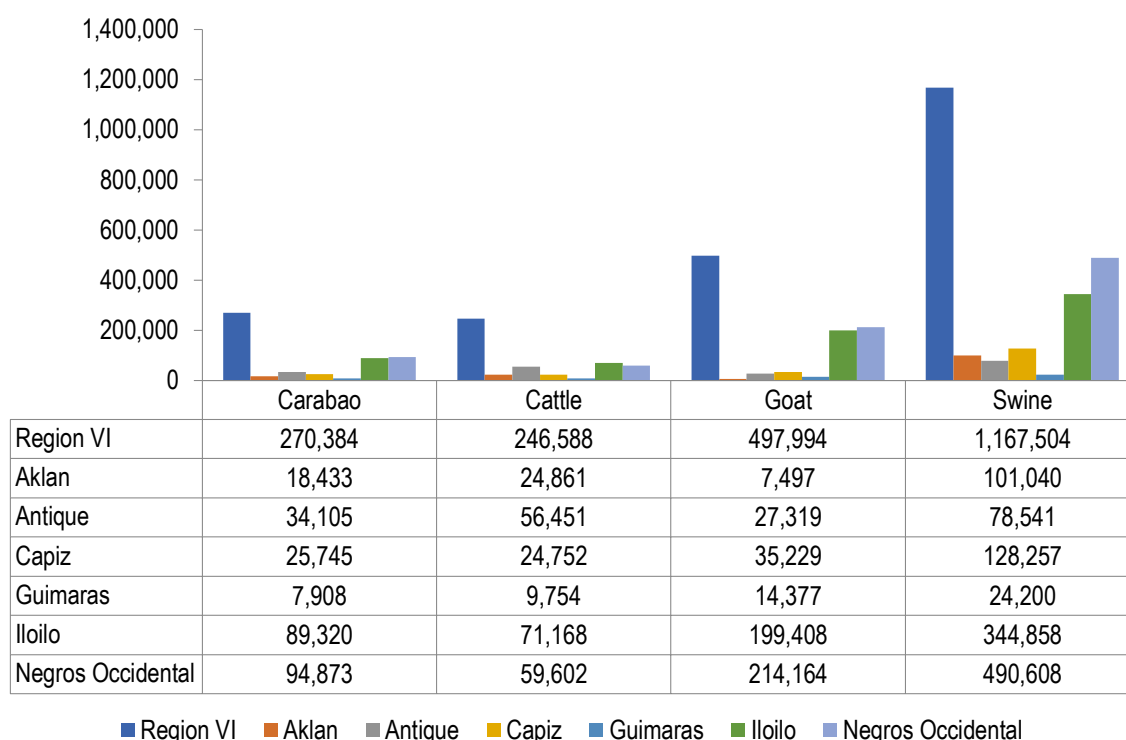
Source: Philippine Statistics Authority, www.openstat.gov.ph

More Livestock Inventory in Negros Occidental and Iloilo as of 01 October 2022

Carabao inventory in Western Visayas as of 01 October 2022 was recorded at 270.38 thousand heads, with 35.09 percent and 33.03 percent of these are in Negros Occidental and Iloilo, respectively. Cattle inventory was estimated at 246.59 thousand heads, in which 71.17 thousand heads or 28.86 percent were from Iloilo. This is followed by Negros Occidental and Antique with 59.60 thousand heads and 56.45 thousand heads, respectively.

Moreover, Goat inventory was estimated at 497.99 thousand heads during the same reference period. Negros Occidental and Iloilo were the top contributors to the total Goat inventory, accounting more than 40 percent each. Swine inventory was estimated at 1.17 million heads. Negros Occidental contributed about 42.02 percent or equivalent to 490.61 thousand heads.

Figure 2. Livestock Inventory by Animal Type and Province, Western Visayas: as of 01 October 2022 (in heads)

Source: Philippine Statistics Authority, www.openstat.gov.ph**Chicken production in Western Visayas for the fourth quarter of 2022 increased by 4.44 percent**

In the fourth quarter of 2022, the volume of Chicken production reached 31,713.77 metric tons, an increase of 4.44 percent compared to the same period in 2021. On the other hand, Duck production was estimated at 723.19 metric tons, was 4.94 percent lower than the previous year's level. The production of Chicken Eggs was recorded at 8,749.54 metric tons, while Duck Eggs had a production of 1,057.43 metric tons. These commodities recorded a decline of -8.73 percent and -11.77 percent, respectively, against the same quarter of the previous year.

Table 2. Poultry and Eggs Volume of Production by Commodity, Western Visayas: Fourth Quarter 2021 and 2022 (in metric tons)

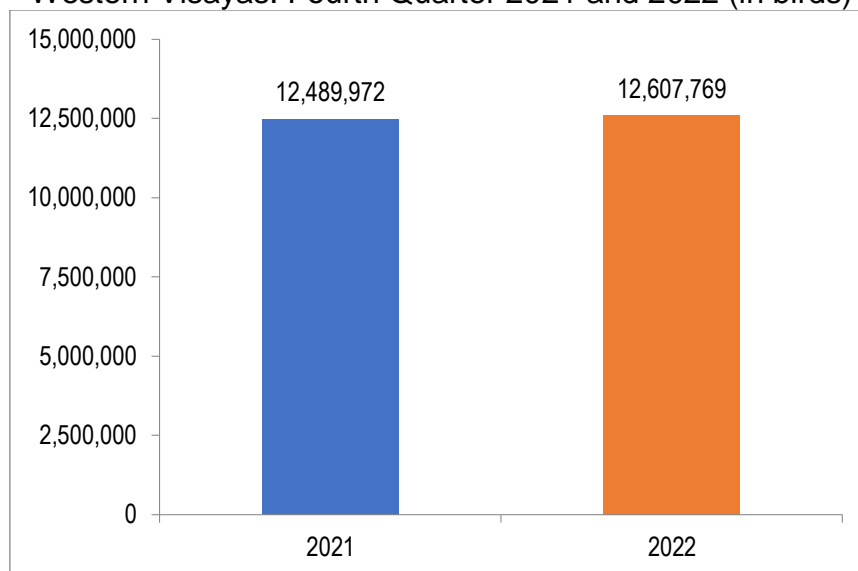
Commodity	2021	2022	Percent Change
Chicken (live wt.)	30,366.09	31,713.77	4.44
Duck (live wt.)	760.77	723.19	-4.94
Chicken Eggs	9,586.39	8,749.54	-8.73
Duck Eggs	1,198.55	1,057.43	-11.77

Source: Philippine Statistics Authority, www.openstat.gov.ph

Chickens dressed in Western Visayas reached 12.61 million birds

In the fourth quarter of 2022, the number of Chickens dressed in dressing plants was about 12.61 million birds. This was an increase of 0.12 million birds or about 0.93 percent from the same period in 2021.

Figure 3. Chickens Dressed in Dressing Plants, Western Visayas: Fourth Quarter 2021 and 2022 (in birds)



Source: Philippine Statistics Authority, www.openstat.gov.ph

Negros Occidental leads in total Chicken inventory as of 01 October 2022

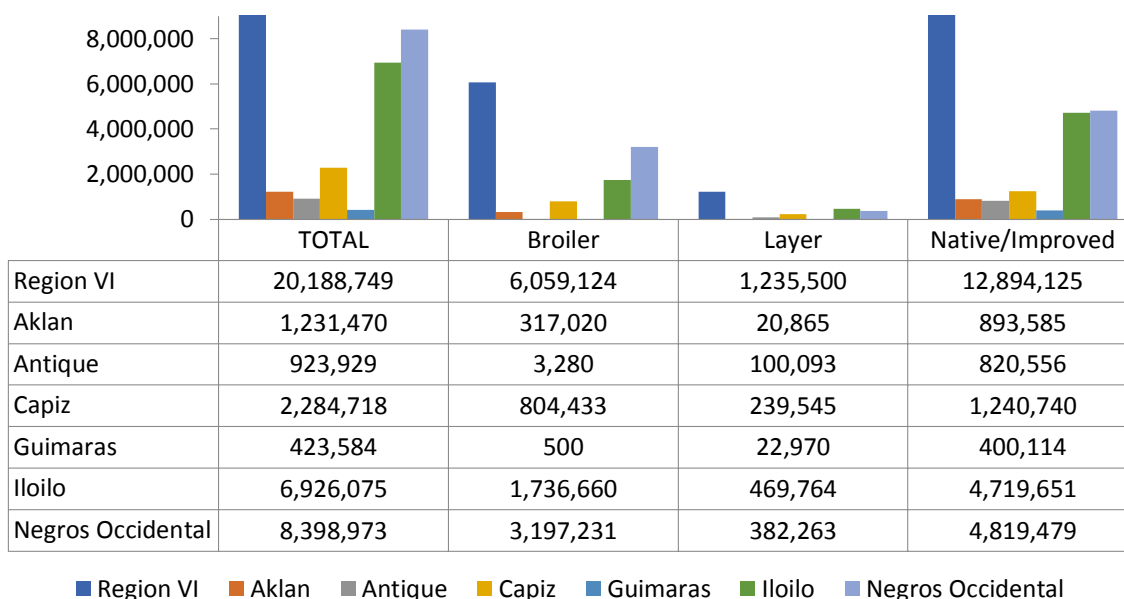
Among the provinces in the region, Negros Occidental accounted 41.60 percent in the total Chicken inventory as of 01 October 2022. This was followed by Iloilo, contributing about 34.31 percent.

Moreover, the Broiler Chicken inventory in the region reached a total of 6.06 million birds, wherein Negros Occidental accounted more than half or 52.77 percent of the total inventory, equivalent to 3.20 million birds. Meanwhile, Iloilo contributed about 28.66 percent, Capiz about 13.28 percent, and Aklan about 5.23 percent.

Layer Chicken inventory was recorded at 1.24 million, with Iloilo contributing 38.02 percent, and Negros Occidental with 30.94 percent. Capiz followed, recording about 0.24 million birds, or 19.39 percent.

An inventory of 12.89 million Native/Improved Chickens was recorded in the region as of 01 October 2022. Native/Improved Chicken accounted about 63.87 percent of the total chicken inventory in the region. Of the total Native/Improved Chicken inventory, Negros Occidental and Iloilo had the highest contribution with 4.82 million birds, and 4.72 million birds, respectively.

Figure 4. Chicken Inventory by Type and Province, Western Visayas: as of 01 October 2022 (in birds)



Source: Philippine Statistics Authority, www.openstat.gov.ph

TECHNICAL NOTES

Livestock

Farm animals kept or raised for consumption, work or leisure. For purposes of census and surveys, livestock covers only those that are tended and raised by an operator.

Poultry

A collective term for all domesticated avian for the purpose of food consumption or, the carcass of such avian are processed for human consumption.

Slaughterhouse/Dressing Plant

The premises that are approved and registered by a controlling authority in which food animals are slaughtered/dressed for human consumption.

Production

The number of locally-raised animals disposed for slaughter which includes animals shipped-out for slaughter (in “head” and in “liveweight equivalent”).

Animal Inventory

The actual number of domesticated animals present in the farm as of a specific reference date.

Broiler

Strains of foreign breeds of chicken especially raised for meat purposes only.

Layer

Foreign strain of female chicken regardless of age raised mainly for table egg production.

Native

A common backyard fowl that is a mixture of different breeds. It is a small, active, sensitive and capable of great fight when frightened.

Original signed

NELIDA C. AMOLAR

(Chief Statistical Specialist)

Officer-in-Charge

MYA/CAAG/MJVN/PRPP