



## FISHERIES PRODUCTION IN WESTERN VISAYAS FOURTH QUARTER OF 2021

Reference No. 2022-SR03

Date of Release: 16 February 2022

*Explanatory Notes:*

*This special release presents the preliminary result for Fisheries volume and value of production of Western Visayas for 4<sup>th</sup> quarter of 2021. The 4<sup>th</sup> quarter of 2020 data were also included to obtain analysis on the changes for comparison. The information presented in this special release was taken from [www.openstat.psa.gov.ph](http://www.openstat.psa.gov.ph).*

### **Western Visayas' 4th quarter 2021 Fisheries Volume of Production increased by 10.70 percent**

The total fisheries production of Western Visayas in the fourth quarter of 2021 was estimated at 90,061 metric tons. The production increased by 10.70 percent or about 8,708 metric tons more from the same quarter of 2020's reported volume of production. The increase was attributed to the municipal and commercial fisheries sectors with 36.75 percent and 1.40 percent growth rate, respectively. On the other hand, aquaculture fisheries slightly decreased by 0.32 percent.

Table 1. Fisheries Volume of Production by Subsector, Western Visayas:  
Fourth Quarter 2020 and 2021 (in metric tons)

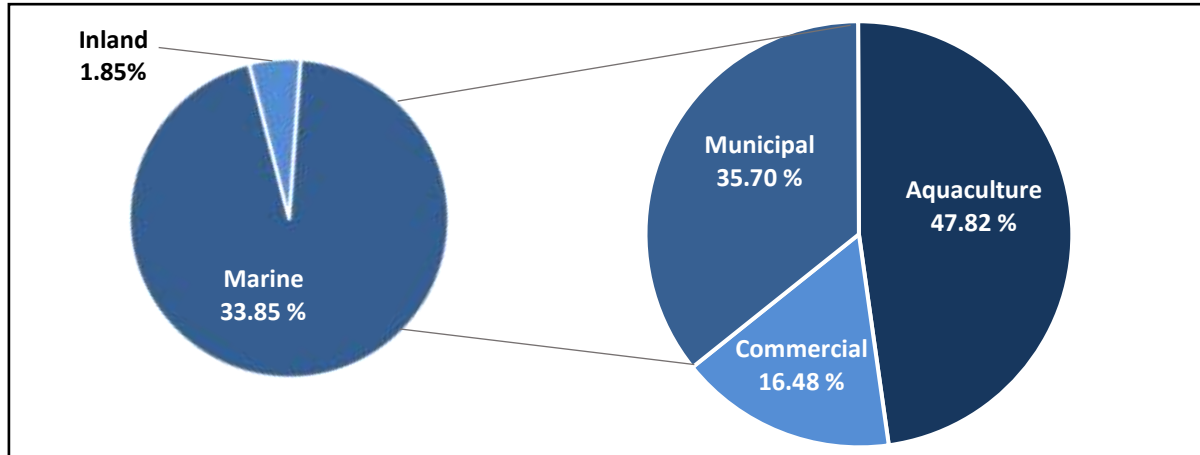
Fisheries	2020	2021	Growth Rate (2021/2020)
<b>Total Fisheries</b>	81,353	90,061	10.70
<b>Commercial</b>	14,632	14,838	1.40
<b>Municipal</b>	23,515	32,157	36.75
<i>Marine</i>	21,139	30,490	44.24
<i>Inland</i>	2,376	1,667	-29.86
<b>Aquaculture</b>	43,206	43,067	-0.32

Source: Philippine Statistics Authority, [www.openstat.gov.ph](http://www.openstat.gov.ph)

Of the region's total fisheries production, aquaculture fisheries shared 47.82 percent. Municipal fisheries, which includes marine and inland subsectors, contributed 35.70 percent while commercial fisheries contributed 16.48 percent. (See Figure 1)



Figure 1. Percent Distribution of Fisheries Volume of Production by Subsector  
 Western Visayas: Fourth Quarter 2021

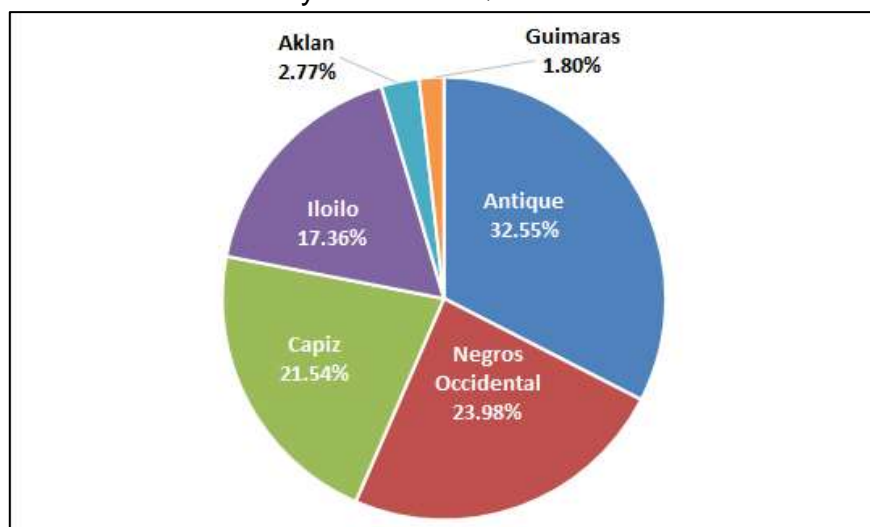


Source: Philippine Statistics Authority, [www.openstat.gov.ph](http://www.openstat.gov.ph)

**Regional aquaculture fisheries volume of production in the fourth quarter of 2021 decreased by 0.32 percent**

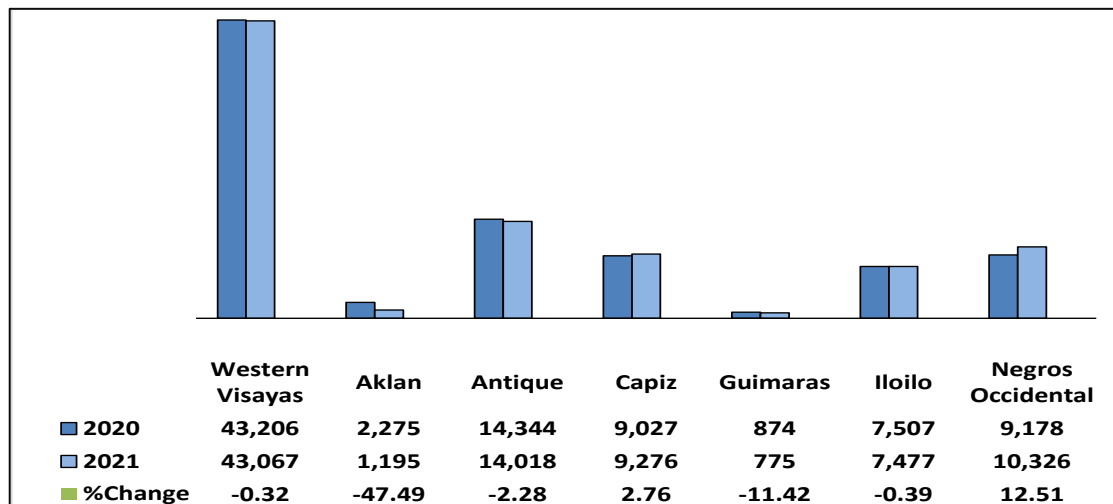
The 0.32 percent slight decrease in the region’s aquaculture fisheries production in the fourth quarter of 2021 from the same quarter of 2020 was contributed mainly by Antique, the top producer of the region. It shared 32.55 percent to total production and decreased by 2.28 percent compared to fourth quarter of 2020. Iloilo with 17.36 percent share decreased by 0.39 percent, Aklan with 2.77 percent share decreased by 47.79 percent, and Guimaras with 1.80 percent share decreased by 11.42 percent. On the other hand, Negros Occidental with 23.98 percent share expanded by 12.51 percent and Capiz with 21.54 percent share grew by 2.76 percent. (See Figure 2 and 3)

Figure 2. Percent Distribution of Aquaculture Fisheries Production by Province,  
 Western Visayas: Fourth Quarter 2021



Source: Philippine Statistics Authority, [www.openstat.gov.ph](http://www.openstat.gov.ph)

Figure 3. Aquaculture Fisheries Production by Province  
 Western Visayas: Fourth Quarter 2020 to 2021

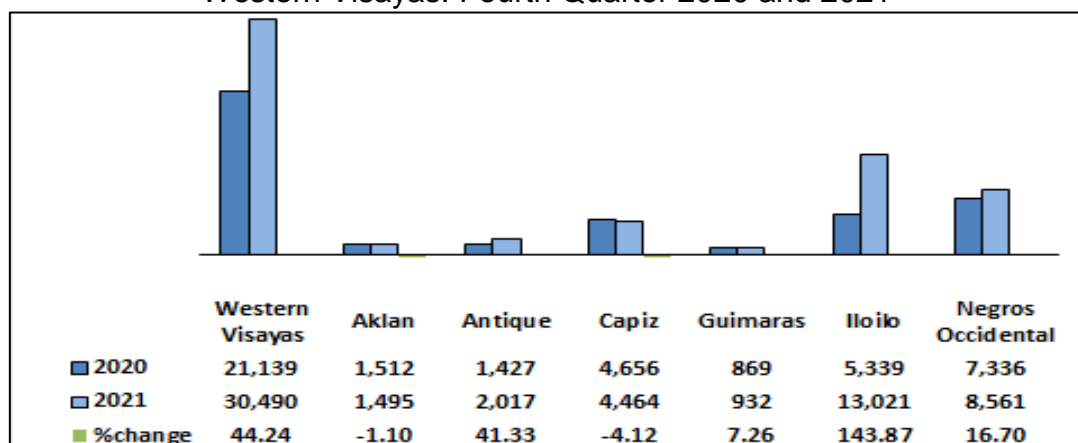


Source: Philippine Statistics Authority, [www.openstat.psa.gov.ph](http://www.openstat.psa.gov.ph)

**Marine Municipal Fisheries Volume of Production in the fourth quarter of 2021 increased by 44.24 percent**

Compared to fourth quarter of 2020, the region’s marine municipal fisheries production in the same quarter of 2021 increased by 44.24 percent or higher by about 9,351 metric tons. This increase was mainly contributed by the share in volume of production of Iloilo with 13,021 metric tons or about 42.71 percent to the total municipal fisheries production. Negros Occidental sharing 28.08 percent of the total municipal fisheries volume of production increased by 16.70 percent, Antique with a share of 6.61 percent share increased by 41.33 percent, and Guimaras with 3.06 percent share increased by 7.26 percent. On the other hand, Capiz with 14.64 percent share posted a decrease of 4.12 percent and Aklan with 4.90 percent share decreased by 1.10 percent. (See Figure 4)

Figure 4. Marine Municipal Fisheries Volume of Production by Province, Western Visayas: Fourth Quarter 2020 and 2021

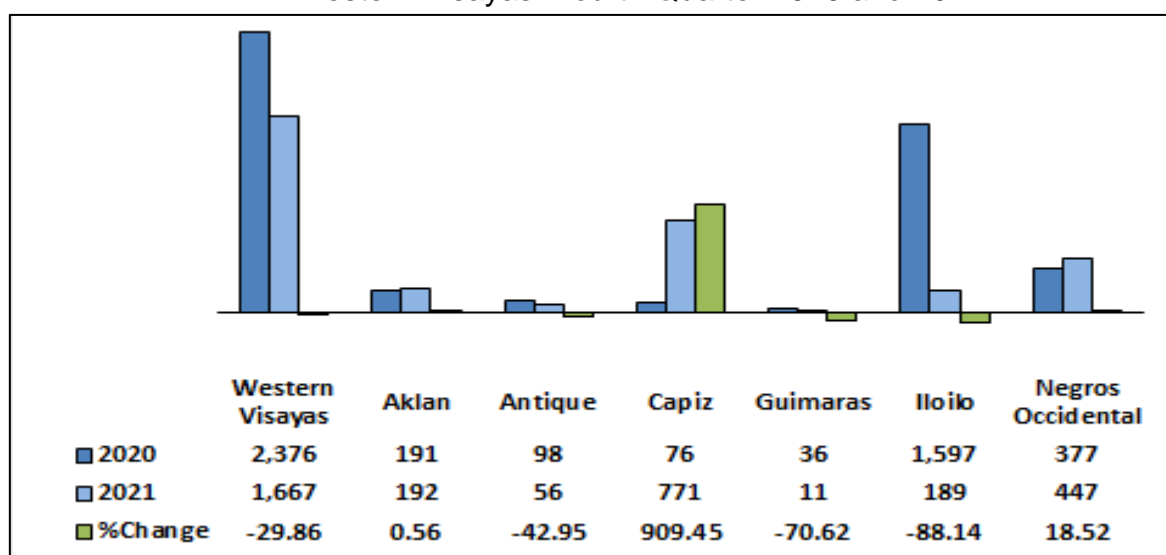


Source: Philippine Statistics Authority, [www.openstat.gov.ph](http://www.openstat.gov.ph)

**Inland municipal fisheries volume of production decreased by 29.86 percent**

The region’s inland municipal fisheries production posted a 29.86 percent decrease or about 710 metric tons from 2,376 metric tons in the fourth quarter of 2020. Three provinces in the region reported a decrease in production. Iloilo with 11.37 percent share, decreased by 88.14 percent; Antique with 3.37 percent share decreased by 42.95 percent; and Guimaras with 0.63 percent share decreased by 70.62 percent. Conversely, Capiz contributed the largest share to the region’s Inland Municipal Fisheries volume of production for fourth quarter of 2021 with about 771 metric tons or 46.28 percent of the total production with an increase of 909.45 percent. (See Figure 5)

Figure 5. Inland Municipal Fisheries Volume of Production by Province, Western Visayas: Fourth Quarter 2020 and 2021

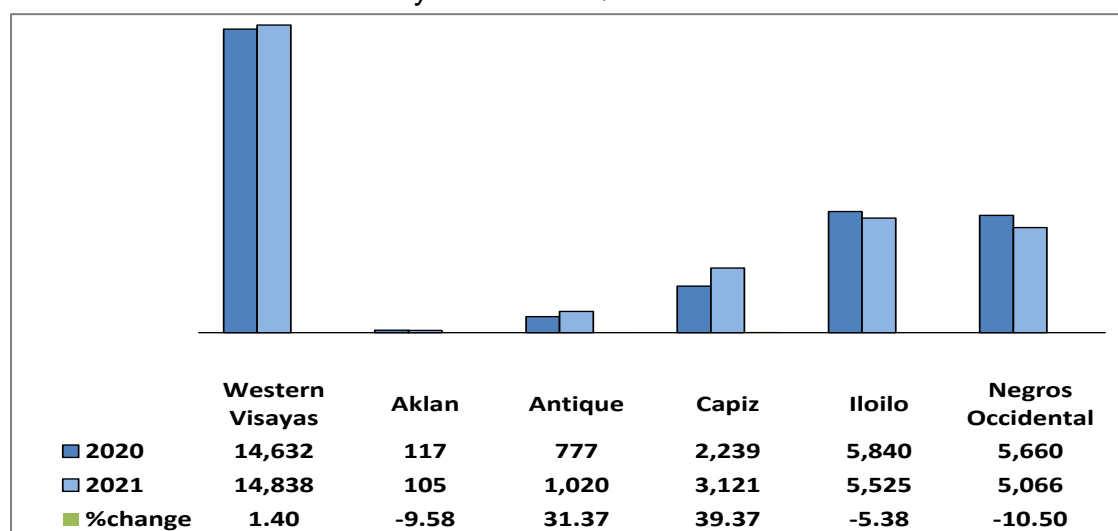


Source: Philippine Statistics Authority, [www.openstat.gov.ph](http://www.openstat.gov.ph)

**Commercial Fisheries Volume of Production increased by 1.40 percent**

In the fourth quarter of 2021, commercial fisheries production of Western Visayas grew by about 206 metric tons or 1.40 percent higher from the 14,632 metric tons in the fourth quarter of 2020. The increase was mainly contributed by Capiz with 39.37 percent or increase by about 882 metric tons, and Antique with 31.37 percent or increase by about 244 metric tons compared to the same quarter in 2020. On the other hand, the production of Iloilo with 37.24 percent share, Negros Occidental with 34.14 percent share and Aklan with 0.71 percent share to the total commercial fisheries production, decreased by 5.38, 10.50 and 9.58 percent, respectively. Among the provinces in Western Visayas, Guimaras is the only province with no commercial fisheries landing center. (See Figure 6)

Figure 6. Commercial Fisheries Volume of Production by Province, Western Visayas: Fourth Quarter of 2020 and 2021



Source: Philippine Statistics Authority, [www.openstat.gov.ph](http://www.openstat.gov.ph)

### **Western Visayas' Fisheries Production valued at 9.91 billion pesos in the Fourth Quarter of 2021**

The total fisheries value of production increased in aquaculture, commercial, and marine municipal fisheries. With a total value of 9.91 billion pesos in the fourth quarter of 2021, this is 40.64 percent or about 2.87 billion pesos higher compared to the 7.04 billion pesos value of production in the fourth quarter of 2020. Higher prices of commercial, municipal and aquaculture fisheries resulted to the increased value of production except for inland fisheries with lower prices by about 20 percent than the fourth quarter of 2020 prices. (See Table 2)

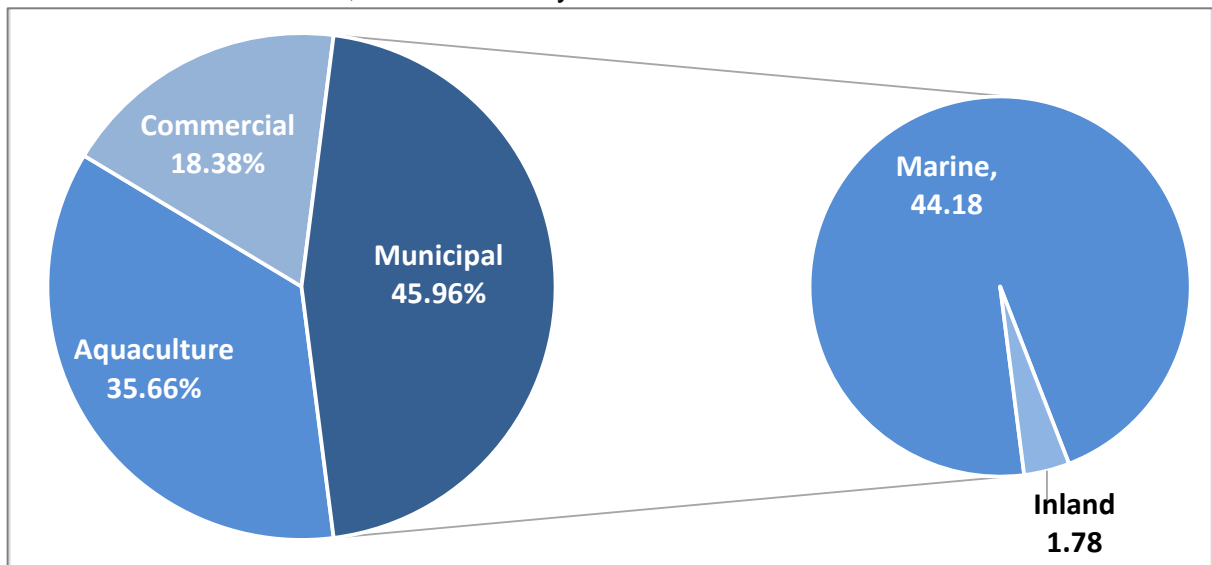
Table 2. Fisheries Value of Production by Subsector, Western Visayas: Fourth Quarter of 2020 and 2021

	4 <sup>th</sup> Qtr 2020		4 <sup>th</sup> Qtr 2021		2020-2021
	Value Php ('000)	Percent	Value Php ('000)	Percent	Percent Change
<b>Total Fisheries</b>	7,044,444	100.00	9,907,657	100.00	40.64
<b>Commercial</b>	1,677,276	23.81	1,821,086	18.38	8.57
<b>Municipal</b>	2,128,331	30.21	4,553,450	45.96	113.94
Marine	1,908,078	27.09	4,377,386	44.18	129.41
Inland	220,253	3.13	176,064	1.78	-20.06
<b>Aquaculture</b>	3,238,837	45.98	3,533,121	35.66	9.09


Source: Philippine Statistics Authority, [www.openstat.gov.ph](http://www.openstat.gov.ph)


In the fourth quarter of 2021, Municipal fisheries had the largest share among subsectors to the region's fisheries value of production (Figure 7) at 45.96 percent. For Municipal fisheries, marine fisheries shared 44.18 percent, while inland municipal fisheries shared the remaining 1.78 percent. Aquaculture fisheries shared 35.66 percent and commercial fisheries shared 18.38 percent.

Figure 7. Percent Distribution of Fisheries Value of Production by Subsector, Western Visayas: Fourth Quarter of 2021



Source: Philippine Statistics Authority, [www.openstat.gov.ph](http://www.openstat.gov.ph)

  
**NELIDA C. AMOLAR**  
Chief Statistical Specialist  
OIC-PSA RSSO VI

  
MYA/NLC