




## CARABAO

↓ 4.67%

2022: 3,879.71 MT  
2021: 4,069.61 MT



## CATTLE


↑ 8.40%

2022: 5,218.00 MT  
2021: 4,813.63 MT

## HOG

↑ 0.25%



2022: 49,055.32 MT  
2021: 48,930.92 MT



## GOAT

↓ 15.82%


2022: 1,615.43 MT  
2021: 1,918.99 MT



## CHICKEN

↓ 1.94%

2022: 28,898.32 MT  
2021: 29,470.20 MT



## DUCK


↓ 6.86%

2022: 734.4 MT  
2021: 788.46 MT

## CHICKEN EGG

↑ 7.79%


2022: 9,710.95 MT  
2021: 9,008.92 MT



## DUCK EGG

↑ 1.41%

2022: 1,365.87 MT  
2021: 1,346.89 MT



Production (operational definition)- the number of locally-raised animals disposed for slaughter which include animals shipped-out for slaughter (in "head" and in "liveweight equivalent").

Livestock- farm animals kept or raised for consumption, work or leisure. For purposes of census and surveys, livestock covers only those that are tended and raised by an operator.

Poultry- a collective term for all domesticated avian for the purpose of food consumption or, the carcass of such avian are processed for human consumption.