

Year/Month	(CPI)	Inflation Rate	Purchasing Power of Peso (PPP)
WESTERN VISAYAS			
Sep 2019	122.7	1.4	0.81
Aug 2019	122.4	1.8	0.82
Sep 2018	121.0	7.6	0.83
AKLAN			
Sep 2019	119.8	0.7	0.83
Aug 2019	119.5	1.3	0.84
Sep 2018	119.0	8.1	0.84
ANTIQUE			
Sep 2019	125.7	0.7	0.80
Aug 2019	124.9	0.8	0.80
Sep 2018	124.8	7.4	0.80
CAPIZ			
Sep 2019	119.1	3.7	0.84
Aug 2019	117.8	3.1	0.85
Sep 2018	114.9	6.3	0.87
GUIMARAS			
Sep 2019	121.3	2.3	0.82
Aug 2019	120.7	2.3	0.82
Sep 2018	118.6	6.2	0.84
ILOILO			
Sep 2019	120.9	-0.2	0.83
Aug 2019	120.8	0.4	0.83
Sep 2018	121.2	6.5	0.83
NEGROS OCCIDENTAL			
Sep 2019	125.9	2.5	0.79
Aug 2019	125.7	3.1	0.80
Sep 2018	122.8	9.1	0.81

Consumer Price Index (CPI)

The CPI is an indicator of the changes in the average retail prices of a fixed basket of goods and services commonly purchased by households relative to a base year.













Inflation Rate

Inflation Rate is the rate of change of the CPI expressed in percent. Inflation is interpreted in terms of declining purchasing power of the peso.

Purchasing Power of the Peso (PPP)

PPP shows how much the peso in the base period is worth in the current period. It is computed as the reciprocal of the CPI for the period under review multiplied by 100.

REGION VI - SEPTEMBER 2019 CPI AND INFLATION RATE BY COMMODITY GROUP

	CPI	INFLATION RATE
ALL ITEMS 	122.7	1.4%
Food and Non- Alcoholic Beverages 	128.4	-0.2%
Alcoholic Beverages and Tobacco 	235.3	15.1%
Clothing and Footwear 	112.2	2.9%
Housing, Water, Electricity, Gas and other Fuels 	118.1	1.4%
Furnishing, Household Equipment and Routine Maintenance of the House 	125.4	4.2%
Health 	111.4	3.2%
Transport 	107.1	-0.2%
Communications 	100.7	0.6%
Recreation and Culture 	111.8	2.0%
Education 	117.5	2.3%
Restaurant and Miscellaneous Goods and Services 	112.1	2.1%