



SPECIAL RELEASE

Employment Situation in Western Visayas 2018 Annual Estimates

Date of Release: 18 July 2019

Reference No. 2019- SR08

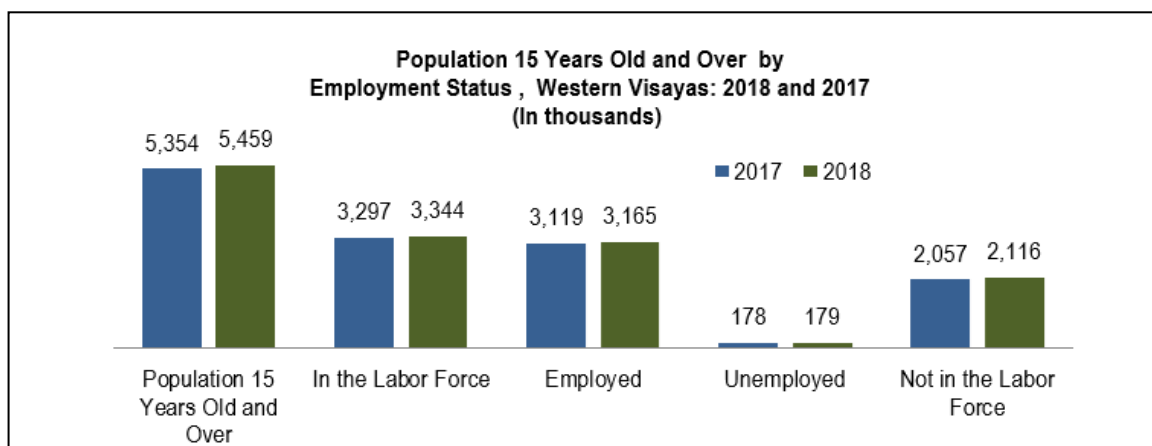
The preliminary result of the Annual Labor and Employment Estimates is based on the average estimates of the four-quarter rounds of the LFS using the PSA Resolution No. 1, Series of 2017-151- Approving and Adopting the Official Methodology for Generating Annual Labor and Employment Estimates.

Labor Force Participation, Employment and Unemployment Rates 2018 and 2017						
Year	Philippines/ Western Visayas	Total Population 15 Years Old and Over	Total Labor Force	Labor Force Participation Rate	Employment Rate	Unemployment Rate
		(In thousands)		(In percent)		
2018	Philippines	71,339	43,460	60.9	94.7	5.3
	Western Visayas	5,459	3,344	61.2	94.7	5.3
2017	Philippines	69,891	42,775	61.2	94.3	5.7
	Western Visayas	5,354	3,297	61.6	94.6	5.4

Source: Philippine Statistics Authority
 Details may not add up totals due to rounding.

About six in every ten persons 15 years old and over are in the labor force.

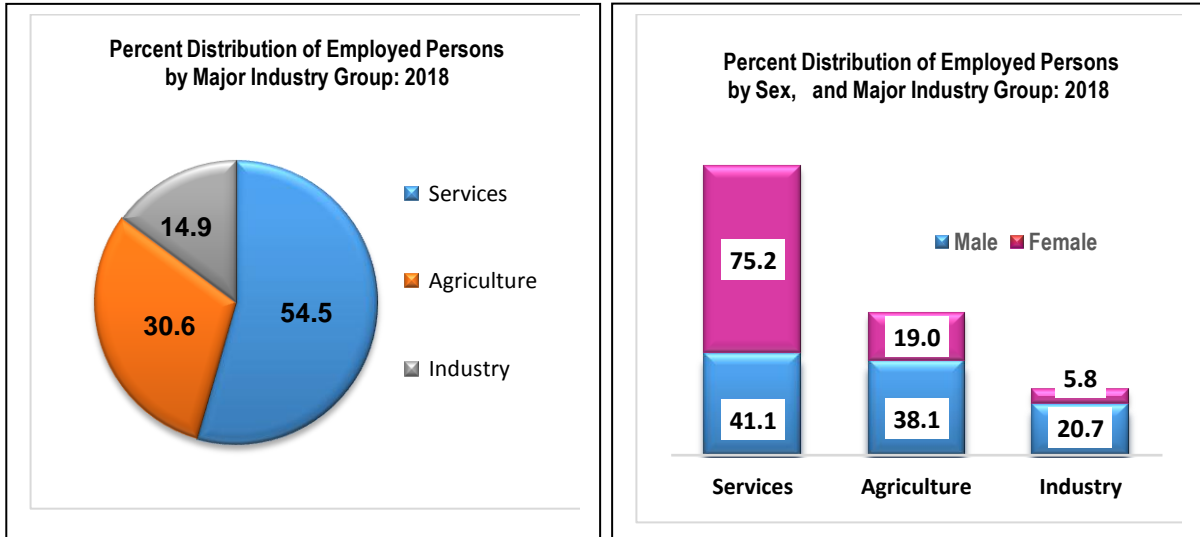
The 2018 annual estimate revealed that out of 5.46 million population 15 years old and over in Western Visaya, 3.34 million were reported to be in the labor force, this is interpreted to a Labor Force Participation Rate (LFPR) of 61.2 percent. The LFPR decreased from 61.6 percent in 2017 to 61.2 percent in 2018 by 0.4 percent difference. The annual employment rate in 2018 was estimated at 94.7 percent and annual unemployment rate was 5.3 percent



Services posted the biggest share of employed persons.

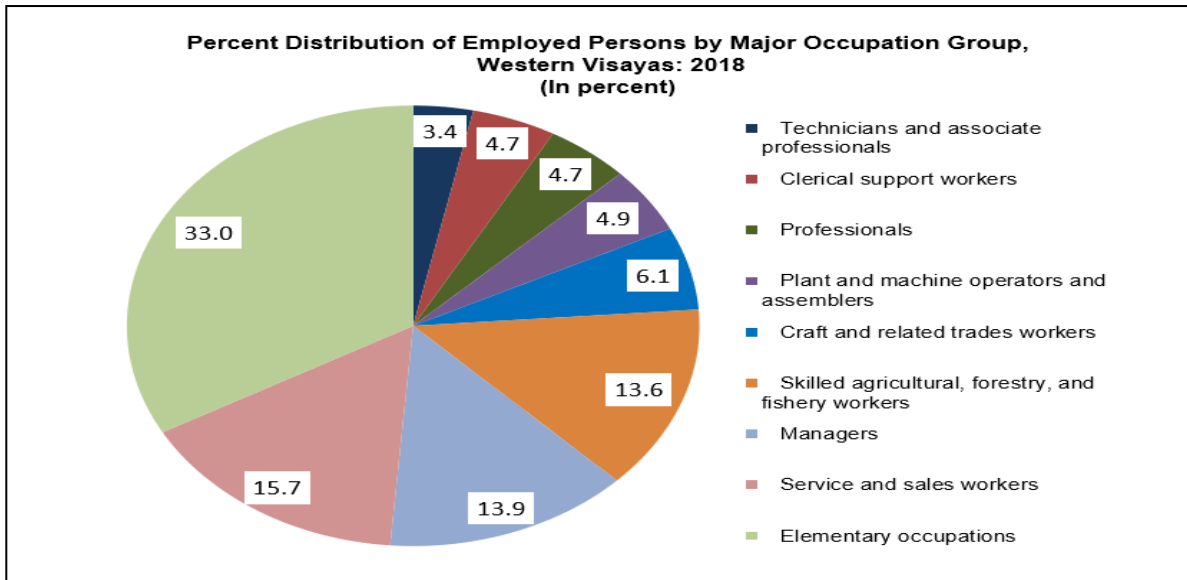
Biggest proportion of employed persons are in the Services sector.

Among the three (3) major sectors namely, Agriculture, Industry and Services the latter shared the biggest proportion of employed persons with 54.5 percent followed by Agriculture sector with 30.6 percent while the Industry Sector was the smallest group of workers with 14.9 percent share.



Majority of the female workers are in the Services sector.

Of the total employed persons, Out of the twenty female workers fifteen are employed in the Services sector compared to eight males out of the twenty male workers. More males are in the agriculture (8 males) and industry sector (4 males) compared to female workers (4 females and 1 female, respectively).



Elementary occupation had the biggest share of workers.

Among the major occupation groups, elementary occupation had the biggest share of 33.0 percent of the total employed workers. This is followed by the Service and Sales workers

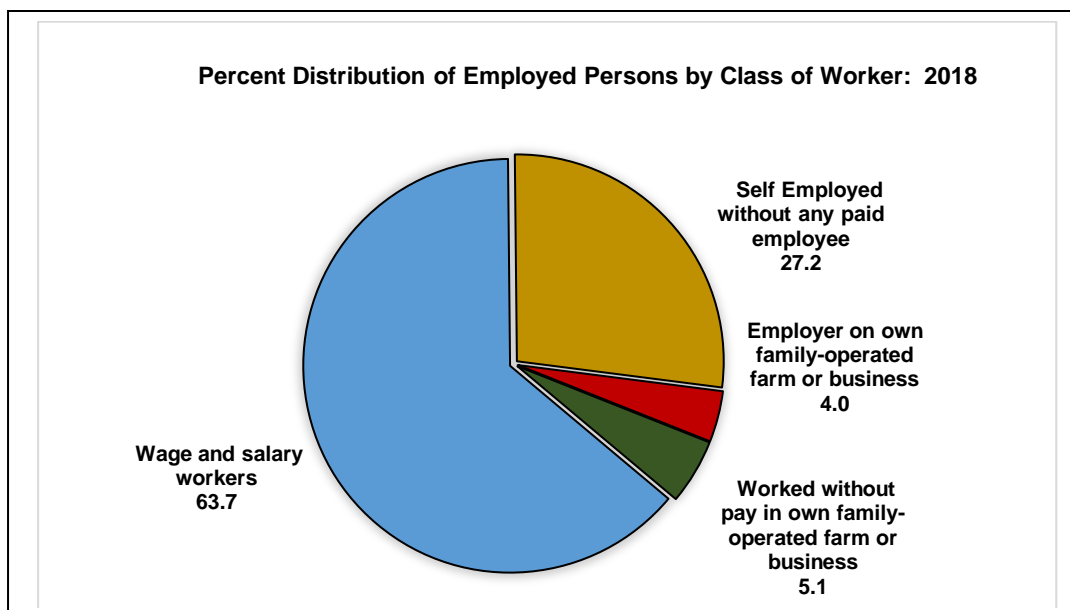


Management System
ISO 9001:2015
 www.tuv.com
 ID 9108640991
 NO 01 100 1734754/12



J Villanueva Building, Iznart Street, Iloilo City, Iloilo, Philippines 5000
 Telephone: (033) 335-0907 • Telefax: (033) 335-0316
 Email: psareg06@gmail.com
<http://rso06.psa.gov.ph>
www.psa.gov.ph

with 15.7 percent. Managers with 13.9 percent and Skilled Agricultural, Forestry and Fishery workers with 13.6 percent.

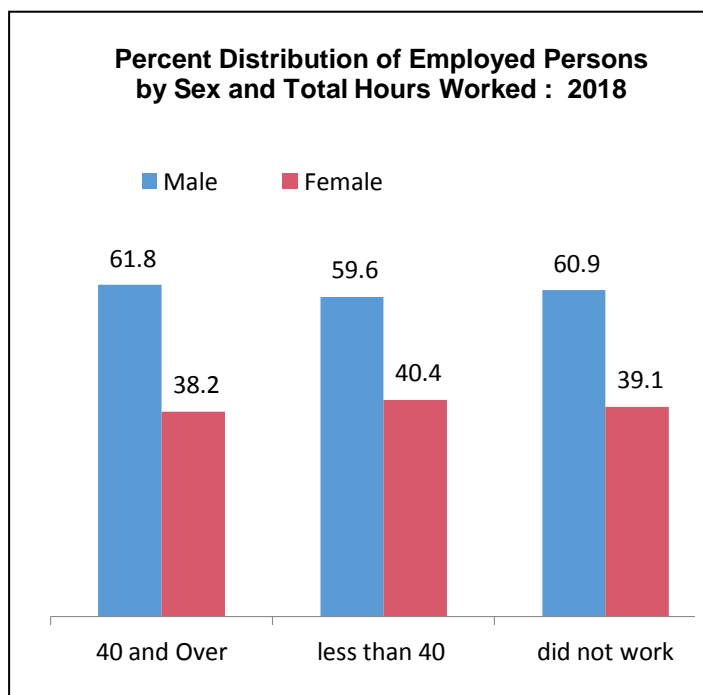


Wage and Salary workers had the biggest share of employed persons.

Based on the four classes of Workers namely, wage and salary workers who worked for private household, worked for private establishments, worked for government or government-controlled corporation and worked with pay in own family-operated farm or business. The Wage and salary workers had the biggest share of employed persons with 63.7 percent . This was followed by the Self-employed without any paid employee with 27.2 percent while, those who worked without pay in own family operated farm or business and Employer on their own family-operated farm or business comprised of less than ten percent of the total employed persons.

More males are full time workers.

Employed persons are classified as either full-time workers or part-time workers. Full-time workers are those who worked for 40 hours or more in a week, while those who worked for less than 40 hours were considered part-time workers. Of the total employed persons in 2018, 61.8 percent of the males are full-time workers, while females registered 38.2 percent. Part-time male workers registered 59.6 percent while 40.4 percent are females. A greater percentage of males (60.9 percent) did not report for work during the reference week.



Management System
ISO 9001:2015
 www.tuv.com
 ID 9108640991
 NO 01 100 1734754/12



J Villanueva Building, Iznart Street, Iloilo City, Iloilo, Philippines 5000
 Telephone: (033) 335-0907 • Telefax: (033) 335-0316
 Email: psareg06@gmail.com
<http://rso06.psa.gov.ph>
www.psa.gov.ph

TECHNICAL NOTES

Labor Force Survey (LFS) is a nationwide quarterly survey of households conducted by the PSA. It gathers data on the demographic and socio-economic characteristics of the population.

In the Labor Force/Economically Active Population – the population 15 yrs. Old and over who are either employed or unemployed

Employed - persons in the labor force who were reported either as at work or w/ a job/business although not at work, or persons who are expected to report for work or to start operation of a farm or business within 2 weeks from the date of the enumerator's visit

Unemployed – all persons in the labor force who are reported as without work, currently available for work, looking for work or not looking for work due to the following reasons:

- (1) Tired/believed no work available
- (2) Awaiting results of previous job application
- (3) Temporary illness/disability
- (4) Bad weather
- (5) Waiting for rehire/job recall

Employment Rate - proportion of employed persons to the total labor force

Unemployment Rate - proportion of unemployed persons to the total labor force.

Labor Force Participation Rate (LFPR) - proportion of total labor force to the total household population 15 years and over

Class of Worker – refers to the relationship of the worker to the establishment where he/she works

Industry – the nature or character of business or enterprise, or the place where the work was performed in connection with the occupation reported, like restaurant, hospital or school

Number of Hours Worked – refers to the actual number of hours engaged in by a person in all the jobs or businesses that he or she held during the past week. It includes the duration or the period when the person was occupied with his or her work, including overtime, but excluding hours paid but not worked. The normal working hours per day is the usual or prescribed working hours of a person in his or her primary job or business which is considered a full day's work.


FRED S. SOLLESTA
Regional Director



Management
System
ISO 9001:2015
www.tuv.com
ID 9108640991
NO 01 100 1734754/12



J Villanueva Building, Iznart Street, Iloilo City, Iloilo, Philippines 5000
Telephone: (033) 335-0907 • Telefax: (033) 335-0316
Email: psareg06@gmail.com
<http://rss006.psa.gov.ph>
www.psa.gov.ph