



SPECIAL RELEASE

2015 Establishments Performance in WV

Date of Release: 31 July 2019

Reference No. 2019 - SR07

Explanatory Notes

This special release presents the 2015 Establishments Performance in Western Visayas. Data provided in this special release were taken from the latest available data from Annual Survey of Philippine Business Industry of the Philippines Statistics Authority (PSA).

Number of Establishments for Top and Bottom Sectors with Corresponding Total Employment in 2015

Top Sectors



Wholesale and Retail
Trade; Repair of Motor
Vehicles and Motorcycles

237; **14,223**



Accommodation and
Food Service Activities

229; **11,698**



Education

119; **8,428**



Manufacturing

85; **7,516**

Bottom Sectors




Real Estate Activities

3; **84**



Professional, Scientific and
Technical Activities

7; **188**



Other Service Activities

10; **278**



Arts, Entertainment, and
Recreation

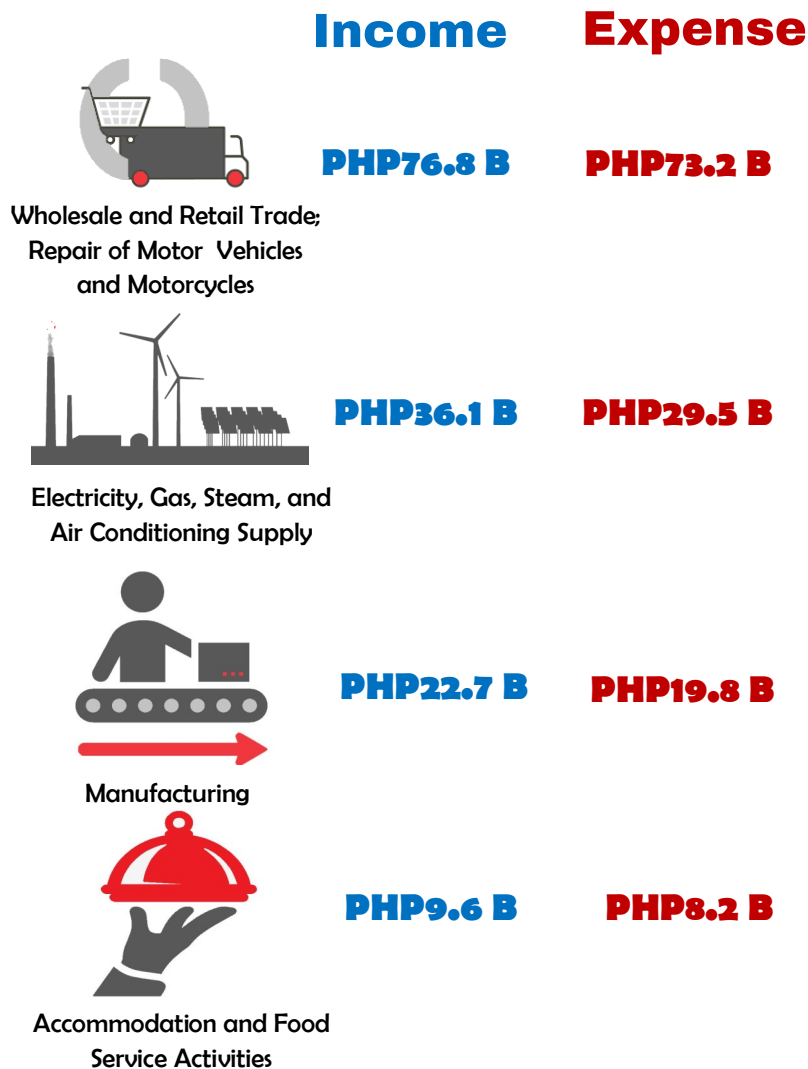
12; **870**

There were **914** establishments reported in Western Visayas. This contributed to **2.6%** of the country's total establishment.

Wholesale and Retail Trade; Repair of Motor Vehicles and Motorcycles had the most number of establishments with a total of 237. This was followed by Accommodation and Food Service Activities with 229, and Education with 119. The least number of establishments in the region was in Real Estate Activities, Professional, Scientific and Technical Activities, Other Service Activities and Arts, Entertainment and Recreation with 3, 7, 10, and 12 establishments respectively.

The top three sectors in terms of number of establishments also had the most number of employees totaled to **34,349**. On the other hand, Manufacturing fell on the fifth spot with 7,516 establishments. Likewise, the bottom four establishments reported to have the least employees as well.

Total Income and Expense of Establishments for the Top Sectors



Total income earned by establishments in 2015 amounted to **169 billion pesos**. These establishments represent to 1.3 percent of the 12.6 Trillion pesos total income of the establishments in the country.

Top four establishments with the highest generated income in the region were Wholesale and Retail Trade (Php76.8 B), Electricity, Gas, Steam (Php36.1 B), Manufacturing (Php22.7 B) and Accommodation and Food Service Activities (Php9.6 B).


Total expense incurred in business operations of establishments in Western Visayas with Total Employment (TE) of 20 persons and over amounted to **150 billion pesos** in 2015. The same top income sectors were in the top spot in terms of expenses.

Sectors revealing high-income also large expenses.

Electricity, Gas, Steam, and Air Conditioning Supply sectors paid the highest in terms of average annual compensation per employee in 2015 with at least **Php719,000**. It was followed by those in Real Estate Activities with Php316,000. Most of these establishments have minimal number of employees but have the highest compensation provision compared to other sectors.

On the contrary, the sectors that paid the least were in Transportation and Storage with **Php92,000** and Agriculture, Forestry, and Fishing with Php110,000 annually. The employees of these two sectors were mostly underpaid and were required to render an extended number of hours of work.

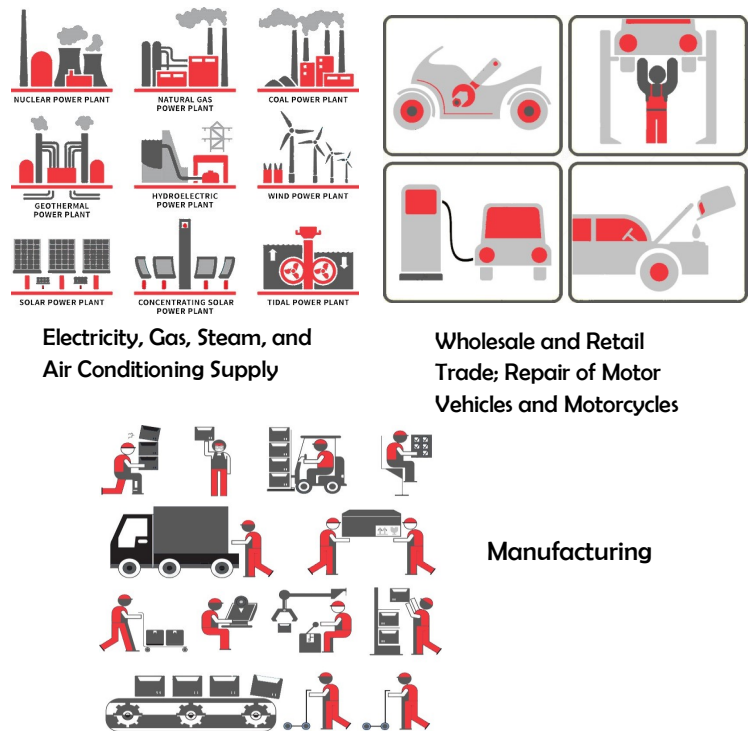
Average Annual Compensation per Employee of Establishments for the Top and Bottom Sectors



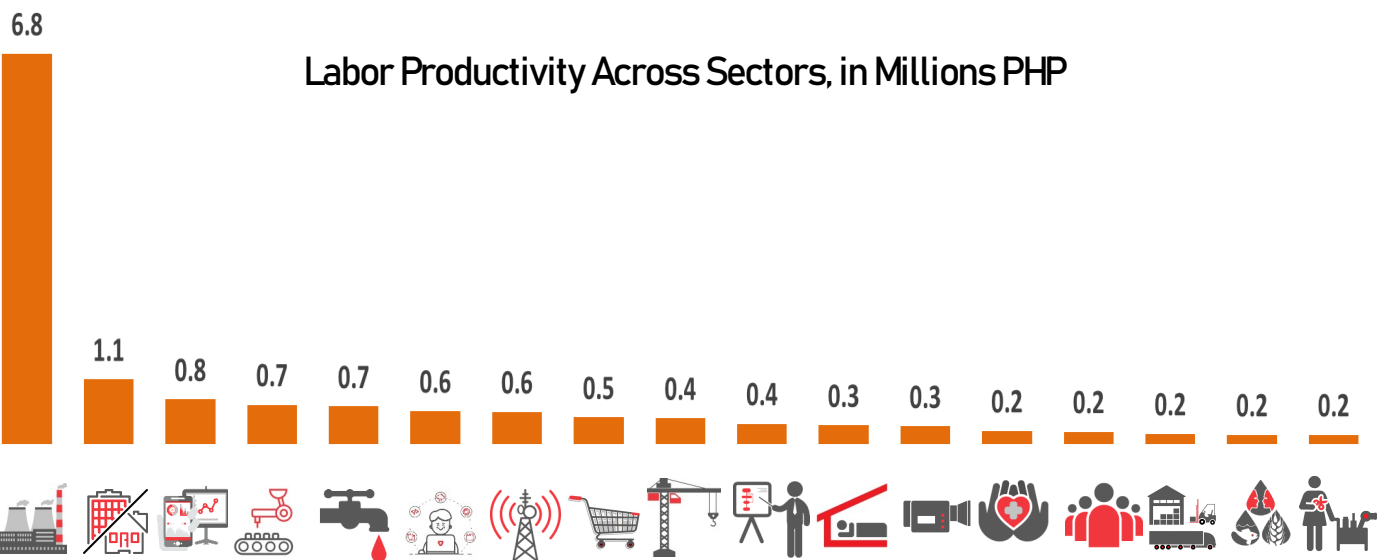
Value Added Generated by Establishments in the Top Sectors

Value-added generated by establishments with TE of 20 and over in Western Visayas in 2015 was at **40.7 billion pesos**. It translates to 1.07 percent of the country's total value-added.

The top three sectors with higher value-added to its product were those in Electricity, Gas, Steam, and Air Conditioning Supply; Wholesale and Retail Trade; Repair of Motor Vehicles and Motorcycles and Manufacturing with value-added of Php12.7 B, Php6.5 B, and Php5.1 B, respectively.



Most Labor Productive Sectors in 2015



Among the 18 sectors, Electricity, Gas, Steam, and Air Conditioning Supply was the most labor productive sector. It has a total of Php6.8 million economic output which is why this sector paid the highest to its employees. Real Estate Activities ranked second with Php1.1 million, lower by 5.7 to EGS sector. Moreover, Financial and Insurance Activities was on the third spot, followed by Manufacturing, then Water Supply; Sewerage, Waste Management and Remediation Activities ranked fifth. Mostly economic improvement in the region were contributed by these sectors mentioned.

Conversely, the five least labor productive sectors were Other Service Activities, Agriculture, Forestry, and Fishing, Transportation and Storage, Administrative and Support Service Activities and Human Health and Social Work Activities. All of the aforementioned sectors have a Php200,000 economic output. These sectors also reported minimum compensation per employee.

TECHNICAL NOTES

Annual Survey of Philippine Business and Industry (ASPBI)

A continuing activity of the Philippine Statistics Authority (PSA). It is one of the designated statistical activities of the government and as such the survey generates the essential statistics required for economic planning and analysis.

Establishment

An economic unit which engages under a single ownership or control, i.e. under a single entity, in one or predominantly one kind of economic activity at a single fixed physical location.

Employment

A relationship between two parties usually based on a contract where work is paid for, where one party, which may be a corporation - for profit, not for profit organization-, cooperative or other entity is the employer and the other is the employee. Employees work in return for payment which may be in the form of an hourly wage, by piecework or an annual salary depending on the type of work an employee does or which sector she or he is working in.

Income

The consumption and saving opportunity gained by an entity within a specified timeframe generally expressed in monetary terms.

Expense

The cost of operations that a company incurs to generate revenue.

Value Added

A gross output less intermediate input.

Gross Output

For professional, scientific and technical activities is the sum of the total income (less interest income, rent income from land, dividend income, royalty income and franchise income), capital expenditures of fixed assets produced on own account and change in inventories.

Intermediate Output

Equal to the sum of the following expense items: materials and supplies purchased; fuels, lubricants, oils and greases purchased; electricity purchased, water purchased; industrial services done by others; non-industrial services done by others; goods purchased for resale; research and development expense; environmental protection expense; royalty fee; franchise fee and other expenses.

Labor Productivity

Also known as workforce productivity, defined as real economic output per labor hour.

FRED S. SOLLESTA

Regional Director

MYA/MGMN/RML



Management
System
ISO 9001:2015
www.tuv.com
ID 9108640991
NO 01 100 1734754/12



J Villanueva Building, Iznart Street, Iloilo City, Iloilo, Philippines 5000
Telephone: (033) 335-0907 • Telefax: (033) 335-0316
Email: psareg06@gmail.com
<http://rso06.psa.gov.ph>
www.psa.gov.ph